

**INDEPENDENT AUDITOR'S REPORT****To The Members of JSW Energy (Barmer) Limited****Opinion**

We have audited the accompanying standalone financial statements of **JSW Energy (Barmer) Limited** ("the Company"), which comprise of Balance Sheet as at 31st March 2023, the Statement of Profit and Loss (including Other Comprehensive Income), the Statement of Changes in Equity and the Statement of Cash Flows for the year then ended, and notes to the standalone financial statements, including a summary of significant accounting policies and other explanatory information.

In our opinion and to the best of our information and according to the explanations given to us, the aforesaid standalone financial statements give the information required by the Companies Act, 2013 (the Act) in the manner so required and give a true and fair view in conformity with the Indian Accounting Standards prescribed under Section 133 of the Act read with the Companies (Indian Accounting Standards) Rules, 2015, as amended, ("Ind AS") and other accounting principles generally accepted in India, of the state of affairs of the Company as at 31st March, 2023, and its profit (including Other Comprehensive Income), its changes in equity and its cash flows for the year ended on that date.

**Basis for Opinion**

We conducted our audit of the standalone financial statements in accordance with the Standards on Auditing ("SA's") specified under Section 143(10) of the Act. Our responsibilities under those Standards are further described in the *Auditor's Responsibilities for the Audit of the Standalone Financial Statements* section of our report. We are independent of the Company in accordance with the Code of Ethics issued by the Institute of Chartered Accountants of India ("ICAI") together with the ethical requirements that are relevant to our audit of the standalone financial statements under the provisions of the Act and the Rules made thereunder, and we have fulfilled our other ethical responsibilities in accordance with these requirements and the Code of Ethics.

We believe that the audit evidence obtained by us is sufficient and appropriate to provide a basis for our audit opinion on the standalone financial statements.

**Information Other than the Standalone Financial Statements and Auditor's report thereon**

The Company's Board of Directors is responsible for the preparation of other information. The Other information comprises the information included in the Board's Report including Annexures to the Board report, but does not include the standalone financial statements and our auditor's report thereon.

Our opinion on the standalone financial statements does not cover the other information and we do not express any form of assurance conclusion thereon.



In connection with our audit of the standalone financial statements, our responsibility is to read the other information and, in doing so, consider whether the other information is materially inconsistent with the standalone financial statements or our knowledge obtained during the course of our audit or otherwise appears to be materially misstated.

If, based on the work we have performed, we conclude that there is a material misstatement of this other information, we are required to report that fact. We have nothing to report in this regard.

### **Management responsibilities for the Standalone Financial Statements**

The Company's Board of Directors is responsible for the matters stated in Section 134(5) of the Act with respect to the preparation of these standalone financial statements that give a true and fair view of the financial position, financial performance (including other comprehensive income), changes in equity and cash flows of the Company in accordance with the accounting principles generally accepted in India, including the Accounting Standards specified under Section 133 of the Act. This responsibility also includes maintenance of adequate accounting records in accordance with the provisions of the Act for safeguarding of the assets of the Company and for preventing and detecting frauds and other irregularities; selection and application of appropriate accounting policies; making judgments and estimates that are reasonable and prudent; and design, implementation and maintenance of adequate internal financial controls, that were operating effectively for ensuring the accuracy and completeness of the accounting records, relevant to the preparation and presentation of the standalone financial statements that give a true and fair view and are free from material misstatement, whether due to fraud or error.

In preparing the standalone financial statements, management and Board of Directors is responsible for assessing the Company's ability to continue as a going concern, disclosing, as applicable, matters related to going concern and using the going concern basis of accounting unless management either intends to liquidate the Company or to cease operations, or has no realistic alternative but to do so.

The Board of Directors is also responsible for overseeing the Company's financial reporting process.

### **Auditor's Responsibilities for the Audit of the Standalone Financial Statements**

Our objectives are to obtain reasonable assurance about whether the standalone financial statements as a whole are free from material misstatement, whether due to fraud or error, and to issue an auditor's report that includes our opinion. Reasonable assurance is a high level of assurance, but is not a guarantee that an audit conducted in accordance with SAs will always detect a material misstatement when it exists. Misstatements can arise from fraud or error and are considered material if, individually or in the aggregate, they could reasonably be expected to influence the economic decisions of users taken on the basis of these standalone financial statements.

As part of an audit in accordance with SAs, we exercise professional judgment and maintain professional skepticism throughout the audit. We also:

- Identify and assess the risks of material misstatement of the standalone financial statements, whether due to fraud or error, design and perform audit procedures responsive to those risks, and obtain audit evidence that is sufficient and appropriate to provide a basis for our opinion. The risk of not detecting a material misstatement resulting from fraud is higher than for one resulting from error, as fraud may involve collusion, forgery, intentional omissions, misrepresentations, or the override of internal control.



- Obtain an understanding of internal control relevant to the audit in order to design audit procedures that are appropriate in the circumstances. Under Section 143(3)(i) of the Act, we are also responsible for expressing our opinion on whether the Company has adequate internal financial control system in place and the operating effectiveness of such controls.
- Evaluate the appropriateness of accounting policies used and the reasonableness of accounting estimates and related disclosures made by the management.
  - Conclude on the appropriateness of Management's use of the going concern basis of accounting and, based on the audit evidence obtained, whether a material uncertainty exists related to events or conditions that may cast significant doubt on the Company's ability to continue as a going concern. If we conclude that a material uncertainty exists, we are required to draw attention in our auditor's report to the related disclosures in the standalone financial statements or, if such disclosures are inadequate, to modify our opinion. Our conclusions are based on the audit evidence obtained up to the date of our auditor's report. However, future events or conditions may cause the Company to cease to continue as a going concern.
  - Evaluate the overall presentation, structure and content of the standalone financial statements, including the disclosures, and whether the standalone financial statements represent the underlying transactions and events in a manner that achieves fair presentation.

Materiality is the magnitude of misstatements in the standalone financial statements that individually or in aggregate makes it probable that the economic decisions of a reasonably knowledgeable user of the standalone financial statements may be influenced. We consider quantitative materiality and qualitative factors in (i) planning the scope of our audit work and in evaluating the results of our work and (ii) to evaluate the effect of any identified misstatements in the standalone financial statements.

We communicate with those charged with governance regarding, among other matters, the planned scope and timing of the audit and significant audit findings, including any significant deficiencies in internal control that we identify during our audit.

We also provide those charged with governance with a statement that we have complied with relevant ethical requirements regarding independence, and to communicate with them all relationships and other matters that may reasonably be thought to bear on our independence, and where applicable, related safeguards.

### **Report on Other Legal and Regulatory Requirements**

Pursuant to the Companies (Auditor's Report) Order, 2020 ("the Order"), issued by the Central Government of India in terms of sub-section (11) of Section 143 of the Act, we give in the Annexure "A" a statement on the matters specified in paragraphs 3 and 4 of the Order.

As required by Section 143(3) of the Act, we report that:

- (a) We have sought and obtained all the information and explanations which to the best of our knowledge and belief were necessary for the purposes of our audit.
- (b) In our opinion, proper books of account as required by law have been kept by the Company so far as it appears from our examination of those books and records.
- (c) The Balance sheet, the Statement of Profit and Loss (including other comprehensive income), Statement of Changes in Equity and the Statement of Cash Flows dealt with by this Report are in agreement with the books of account.



- (d) In our opinion, the aforesaid standalone financial statements comply with the Accounting Standards specified under Section 133 of the Act, read with Rule 7 of the Companies (Account) Rules, 2014.
- (e) On the basis of the written representations received from the directors as on 31<sup>st</sup> March, 2023 taken on record by the Board of Directors, none of the directors is disqualified as on 31<sup>st</sup> March, 2023 from being appointed as a director in terms of Section 164(2) of the Act.
- (f) With respect to the adequacy of the internal financial controls over financial reporting of the Company and the operating effectiveness of such controls, refer to our separate Report in Annexure "B".
- (g) With respect to the other matters to be included in the Auditor's Report in accordance with the requirements of Section 197(16) of the Act, in our opinion and to the best of our information and according to the explanations given to us, the remuneration paid by the Company to its directors during the year is in accordance with the provisions of the Act.
- (h) With respect to the other matters to be included in the Auditor's report in accordance with the Rule 11 of the Companies (Audit and Auditors) Rules, 2014, in our opinion and to the best of our information and according to the explanations given to us:
- i. The Company has disclosed the impact of pending litigations on its financial position in its standalone financial statements. -Refer Note No. 43 to the standalone financial statements.
  - ii. The Company did not have any long-term contracts including derivative contracts for which there were any material foreseeable losses.
  - iii. There were no amounts which were required to be transferred to the Investor Education and Protection Fund by the Company.
  - iv.
    - a) The Management has represented that, to the best of its knowledge and belief, no funds (which are material either individually or in the aggregate) have been advanced or loaned or invested (either from borrowed funds or share premium or any other sources or kind of funds) by the Company to or in any other person or entity, including foreign entity ("Intermediaries"), with the understanding, whether recorded in writing or otherwise, that the Intermediary shall, whether, directly or indirectly lend or invest in other persons or entities identified in any manner whatsoever by or on behalf of the Company ("Ultimate Beneficiaries") or provide any guarantee, security or the like on behalf of the Ultimate Beneficiaries.
    - b) The Management has represented, that, to the best of its knowledge and belief, no funds (which are material either individually or in the aggregate) have been received by the Company from any person or entity, including foreign entity ("Funding Parties"), with the understanding, whether recorded in writing or otherwise, that the Company shall, whether, directly or indirectly, lend to or invest in other persons or entities identified in any manner whatsoever by or on behalf of the Funding Party ("Ultimate Beneficiaries") or provide any guarantee, security or the like on behalf of the Ultimate Beneficiaries.



- (c) Based on the audit procedures that have been considered reasonable and appropriate in the circumstances, nothing has come to our notice that has caused us to believe that the representation under sub clause (i) and (ii) of Rule 11(e) of The Companies (Audit and Auditors) Rules, 2014, as provided under (a) and (b) above, contains any material misstatement. Refer Note No. 49(v) and (vi) to the standalone financial statements.
- v. The Company has not declared or paid dividend during the financial year 2022-23. Accordingly, reporting under Rule 11 (f) of Companies (Audit and Auditors) Rules, 2014 is not applicable.

For **LODHA & COMPANY**  
Chartered Accountants  
Firm registration No. – 301051E

*R. P. Baradiya*

**R. P. Baradiya**  
Partner  
Membership No. 44101  
UDIN: 23044101BGTQZW2674



Mumbai  
22<sup>nd</sup> May, 2023

**ANNEXURE REFERRED TO IN PARAGRAPH "REPORT ON OTHER LEGAL AND REGULATORY REQUIREMENTS" OF OUR REPORT TO THE MEMBERS OF "JSW ENERGY (BARMER) LIMITED" FOR THE YEAR ENDED 31ST MARCH, 2023**

On the basis of such checks as we considered appropriate and according to the information and explanations given to us during the course of our audit, we state that:

- i. (i) a). In respect of Company's property, plant and equipment and intangible assets:
- A. The Company has maintained proper records, showing full particulars including quantitative details and the situation of property, plant & equipment.
  - B. The Company has maintained proper records, showing full particulars of intangible assets.
- b) As explained to us, the Company has a phased program for physical verification of the property, plant & equipment for all locations once in three years. In our opinion and the frequency of verification is reasonable, considering the size of the Company and nature of its property, plant and equipment. Pursuant to the program of the physical verification of property, plant and equipment, physical verification of the assets has been carried out during the year and no material discrepancies were noticed on such verification.
- c) Based on the information and explanations given to us, the title deeds of immovable properties are held in the name of the Company.
- d) The Company has not revalued any of its property, plant and equipment (including right-of-use assets) and intangible assets during the year. Accordingly, the provisions of clause 3(i)(d) of the Order is not applicable to the Company.
- e) In our opinion and according to the information and explanations given to us, no proceedings have been initiated during the year or are pending as at 31<sup>st</sup> March, 2023 for holding any benami property under the Benami Transactions (Prohibition) Act, 1988, as amended, and rules made thereunder. Accordingly, the provisions of clause 3(i)(e) of the Order is not applicable to the Company.
- ii. (a) The inventories have been physically verified by the management at reasonable intervals during the year, including quantity assessment report by technical expert in respect of lignite and lime. The procedures of physical verification of the inventories followed by the management are reasonable and adequate in relation to the size of the Company and nature of it's business. As per the information and explanations given to us, no discrepancies of 10% or more in the aggregate for each class of inventory were noticed on physical verification of inventories as compared to book records.
- (b) Based on our audit procedures and on the basis of information and explanations given to us, the quarterly returns or statements filed by the Company with banks in respect of working capital are in agreement with the books of account of the Company.



Particulars	(Rs. in crores)		
	Investments	Loans	Guarantees
Aggregate amount granted/ provided during the year			
- Fellow subsidiary	-	272.30	-
-Joint Venture	-	-	-
-Holding Company	-	1,695.00	-
Balance outstanding as at balance sheet date in respect of above cases:			
- Fellow subsidiary	-	-	-
-Joint Venture	-	-	-
- Holding Company	-	1,670.00	-
Refer note no. 8 and 44 to the standalone financial statements			

The Company has not made any investments, provided any guarantee or security to any other entity other than above during the year.

b) According to the information and explanation given to us by the Management, we are of the opinion that the terms and conditions of the above mentioned loans granted are, *prima facie*, not prejudicial to the interest of the Company.

c) (i) During the year, the Company has granted loans aggregating Rs. 1,967.30 crore to the holding company and fellow subsidiary, balance outstanding as at the year end is Rs. 1,670.00 crore. The said loans are interest free and repayable on demand and in our opinion, the repayments of principal amount are regular.

(Refer note no. 8 and 44 to the standalone financial statements)

(ii) In earlier years, the Company had granted interest bearing loans aggregating Rs. 567.64 crores to Barmer Lignite Mining Company Limited (BLMCL), a joint venture and the balance outstanding as at the year end is Rs. 567.64 crores. The principal amount on the said loan is repayable after repayment of existing secured rupee term loan of BLMCL i.e. in FY 2038-39. There have been delays (ranging from 1 to 3.5 years) in the receipt of interest aggregating to Rs. 197.27 crores.

(Refer note no. 8, 32 (c) and 44 to the standalone financial statements).

d) In respect of Interest due for more than ninety days of Rs. 171.80 crores, in our opinion, Company has taken reasonable steps for recovery of the same. (Refer note no.32 (c) to the standalone financial statements).

e) There is no loan given falling due during the year, which has been renewed or extended or fresh loans given to settle the overdues of existing loans given to the same party.

f) The Company has granted interest free loan to the holding company which is repayable on demand and details are as follows:

Particulars	Rs. in crores
	Related parties
Aggregate amount of loans granted during the year*	1,967.30
Percentage of loans granted to the total loans granted during the year	100%

\* Balance outstanding as at the year end is Rs. 1,670.00 crores.



- iv. In our opinion and according to the information and explanations given to us, the Company has complied with the provisions of Section 185 and 186 of the Act to the extent applicable, with respect to the loans given, investments made, guarantees given and security provided during the year.
- v. In our opinion and according to the information and explanations given to us, no deposits or amounts which are deemed to be deposits have been accepted by the Company within the meaning of Section 73 to 76 or any other relevant provisions of the Act and the Companies (Acceptance of Deposits) Rules, 2014 (as amended). Accordingly, the provisions of clause 3(v) of the Order is not applicable to the Company. No deposits have been accepted by the Company within the meaning of directives issued by RBI (Reserve Bank of India) and Sections 73 to 76 or any other relevant provisions of the Act and Rules framed there under.
- vi. The maintenance of cost records has been specified by the Central Government under Section 148(1) of the Companies Act, 2013. We have broadly reviewed the cost records maintained by the Company pursuant to the Companies (Cost Records and Audit) Rules, 2014, as amended, prescribed by the Central Government under sub-section (1) of Section 148 of the Companies Act, 2013 and are of the opinion that, prima facie, the prescribed cost records have been made and maintained. We are not required and therefore, not made a detailed examination of the cost records with a view to determine whether they are accurate or complete.
- vii. (a) According to the information and explanations given to us and on the basis of our examination of the records, the Company is generally regular in depositing undisputed statutory dues including Goods and Services tax, provident fund, employees' state insurance, income tax, sales tax, custom duty, duty of excise, value added tax, cess and other statutory dues during the year with the appropriate authorities. No undisputed amounts payable in respect of the aforesaid statutory dues were outstanding as at the last day of the financial year for a period of more than six months from the date they became payable.
- (b) According to the information and explanations given to us, there are no statutory dues mentioned in clause 3 (vii) (a) which have been not deposited on account of any dispute.
- viii. According to the information and explanations given to us, there were no amounts to be recorded in the books of account that have been surrendered or disclosed as income during the year in the tax assessments under the Income Tax Act, 1961 (43 of 1961). Accordingly, the provisions of clause 3 (viii) of the Order is not applicable to the Company.
- ix. (a) Based on our audit procedures and on the basis of information and explanations given to us, we are of the opinion that the Company has not defaulted in the repayment of loans or other borrowings or in the payment of interest thereon to the lenders. Accordingly, the provisions of clause 3(ix) of the Order is not applicable to the Company.
- (b) On the basis of information and explanations given to us, the Company has not been declared as willful defaulter by any bank or financial institution or other lender.
- (c) In our opinion and according to the information and explanations given to us, the Company has applied term loans for the purpose for which they were obtained.
- (d) On an overall examination of the standalone financial statements, in our opinion the Company has not utilized funds raised on short term basis for long term purposes.
- (e) Based on our audit procedures and on the basis of information and explanations given to us, the Company has not taken any funds from any entity or person on account of or to meet the obligations of its subsidiaries, associates or joint venture. Accordingly, the provisions of clause 3(ix)(e) of the Order is applicable to the Company.



- (f) Based on our audit procedures and on the basis of information and explanations given to us, during the year the Company has not raised any funds on the pledge of securities held in its subsidiaries, joint venture and associates. Accordingly, the provisions of clause 3(ix)(f) of the Order is applicable to the Company.
- x. (a) The Company has not raised any money by way of Initial public offer or further public offer (including debt instrument) during the year. Accordingly, the provisions of clause 3(x)(a) of the Order is applicable to the Company.
- (b) The Company has not made any preferential allotment or private placement of shares or fully or partly convertible debentures during the year or in the recent past. Therefore, the provisions of clause 3(x)(b) of the Order is not applicable to the Company.
- xi. (a) During the course of our examination of the books and records of the Company, carried out in accordance with the generally accepted auditing practices in India and according to the information and explanations given to us, we have neither come across any instance of fraud by or on the Company, noticed or reported during the year, nor have we been informed of such case by the management.
- (b) No report under sub-section (12) of Section 143 of the Act has been filed in Form ADT-4 as prescribed under Rule 13 of Companies (Audit and Auditors) Rules, 2014 with the Central Government, during the year and upto the date of this report.
- (c) Based on our audit procedure performed and according to the information and explanation given to us, no whistle blower complaints received during the year by the Company. Accordingly, the provisions of clause 3(xi)(c) of the Order is not applicable to the Company.
- xii. In our opinion and according to the information and explanations given to us, the Company is not a Nidhi Company. Accordingly, the provisions of clause 3(xii) of the Order is not applicable to the Company.
- xiii. According to the information and explanations given to us and based on our examination of the records of the Company, all the transactions with related parties are in compliance with Section 177 and 188 of the Act and all the details have been disclosed in the standalone financial statements as required by the applicable Accounting Standard. Refer note 44 to the standalone financial statements.
- xiv. (a) In our opinion and according to the information and explanations given to us, the Company has an adequate internal audit system commensurate with the size and nature of its business.
- (b) We have considered the internal audit reports for the year under audit, issued to the Company and presented to the Board during the year and till date, in determining nature, timing and extent of our audit procedure.
- xv. According to the information and explanations given to us, the Company has not entered into any non-cash transactions prescribed under Section 192 of the Act with directors or persons connected with them during the year.
- xvi. (a) The Company is not required to be registered under section 45-IA of the Reserve Bank of India Act, 1934. Accordingly, the provisions of clause 3(xvi) (a), (b) and (c) of the Order is not applicable to the Company.
- (b) The Company has not conducted any Non-Banking Financial or Housing Finance activities which require a valid Certificate of Registration (CoR) from the Reserve Bank of India as per the Reserve Bank of India Act, 1934.



(c) The Company is not a Core Investment Company (CIC) as defined in the regulations made by the Reserve Bank of India.

(d) There is one registered Core Investment Company (CIC) and three unregistered CICs forming part of the Group.

xvii. The Company has not incurred any cash losses during the financial year and in the immediately preceding financial year.

xviii. There has been no resignation of the statutory auditors of the Company during the year. Accordingly, reporting under clause 3(xviii) of the Order is not applicable to the Company.

xix. According to the information and explanations given to us and on the basis of the financial ratios, ageing and expected dates of realisation of financial assets and payment of financial liabilities, other information accompanying the standalone financial statements and our knowledge of the Board of Directors and Management plans and based on our examination of the evidence supporting the assumptions, nothing has come to our attention, which causes us to believe that any material uncertainty exists as on the date of the audit report indicating that Company is not capable of meeting its liabilities existing at the date of balance sheet as and when they fall due within a period of one year from the balance sheet date. We, however, state that this is not an assurance as to the future viability of the Company. We further state that our reporting is based on the facts up to the date of the audit report and we neither give any guarantee nor any assurance that all liabilities falling due within a period of one year from the balance sheet date, will get discharged by the Company as and when they fall due.

xx. There are no unspent amounts towards Corporate Social Responsibility (CSR) requiring a transfer to a fund specified in Schedule VII to the Act in compliance with the second proviso to sub-section (5) of Section 135 of the Act. Accordingly, reporting under clause 3(xx) of the Order are not applicable to the Company.

Mumbai  
22<sup>nd</sup> May, 2023

For **LODHA & COMPANY**  
Chartered Accountants  
Firm registration No. – 301051E

**R. P. Baradiya**  
Partner

Membership No. 44101

UDIN: **23044101BGTQZW2674**



**ANNEXURE REFERRED TO IN PARAGRAPH "REPORT ON OTHER LEGAL AND REGULATORY REQUIREMENTS" OF OUR REPORT TO THE MEMBERS OF "JSW ENERGY (BARMER) LIMITED" FOR THE YEAR ENDED 31<sup>ST</sup> MARCH, 2023****Report on the Internal Financial Controls under Clause (i) of Sub-section 3 of Section 143 of the Companies Act, 2013 ("the Act")**

We have audited the internal financial controls over financial reporting of **JSW Energy (Barmer) Limited** ("the Company") as of 31<sup>st</sup> March, 2023 in conjunction with our audit of the standalone Financial Statements of the Company for the year ended on that date.

**Management's Responsibility for Internal Financial Controls**

The Company's management is responsible for establishing and maintaining internal financial controls based on the internal control over financial reporting criteria established by the Company considering the essential components of internal control stated in the Guidance Note on Audit of Internal Financial Controls Over Financial Reporting (the "Guidance Note") issued by the Institute of Chartered Accountants of India ("ICAI"). These responsibilities include the design, implementation and maintenance of adequate internal financial controls that were operating effectively for ensuring the orderly and efficient conduct of its business, including adherence to company's policies, the safeguarding of its assets, the prevention and detection of frauds and errors, the accuracy and completeness of the accounting records, and the timely preparation of reliable financial information, as required under the Act.

**Auditors' Responsibility**

Our responsibility is to express an opinion on the Company's internal financial controls over financial reporting based on our audit. We conducted our audit in accordance with the Guidance Note and the Standards on Auditing and deemed to be prescribed under Section 143(10) of the Act, to the extent applicable to an audit of internal financial controls, both applicable to an audit of Internal Financial Controls and, both issued by the ICAI. Those Standards and the Guidance Note require that we comply with ethical requirements and plan and perform the audit to obtain reasonable assurance about whether adequate internal financial controls over financial reporting was established and maintained and if such controls operated effectively in all material respects.

Our audit involves performing procedures to obtain audit evidence about the adequacy of the internal financial controls system over financial reporting and their operating effectiveness. Our audit of internal financial controls over financial reporting included obtaining an understanding of internal financial controls over financial reporting, assessing the risk that a material weakness exists, and testing and evaluating the design and operating effectiveness of internal control based on the assessed risk. The procedures selected depend on the auditor's judgment, including the assessment of the risks of material misstatement of the standalone financial statements, whether due to fraud or error.

We believe that the audit evidence we have obtained is sufficient and appropriate to provide a basis for our audit opinion on the Company's internal financial controls system over financial reporting.

**Meaning of Internal Financial Controls Over Financial Reporting**

A Company's internal financial control over financial reporting is a process designed to provide reasonable assurance regarding the reliability of financial reporting and the preparation of the standalone financial statements for external purposes in accordance with generally accepted accounting principles. A Company's internal financial control over financial reporting includes those



policies and procedures that (1) pertain to the maintenance of records that, in reasonable detail, accurately and fairly reflect the transactions and dispositions of the assets of the company; (2) provide reasonable assurance that transactions are recorded as necessary to permit preparation of the standalone financial statements in accordance with generally accepted accounting principles, and that receipts and expenditures of the Company are being made only in accordance with authorisations of management and directors of the company; (3) provide reasonable assurance regarding prevention or timely detection of unauthorised acquisition, use, or disposition of the Company's assets that could have a material effect on the standalone financial statements; and (4) also provide reasonable assurance by the internal auditors through their internal audit reports given to the organisation from time to time.

### **Inherent Limitations of Internal Financial Controls Over Financial Reporting**

Because of the inherent limitations of internal financial controls over financial reporting, including the possibility of collusion or improper management override of controls, material misstatements due to error or fraud may occur and not be detected. Also, projections of any evaluation of the internal financial controls over financial reporting to future periods are subject to the risk that the internal financial control over financial reporting may become inadequate because of changes in conditions, or that the degree of compliance with the policies or procedures may deteriorate.

### **Opinion**

In our opinion, the Company has broadly, in all material respects, an adequate internal financial controls system over financial reporting and such internal financial controls over financial reporting were operating effectively as at 31<sup>st</sup> March, 2023, based on the internal control over financial reporting criteria established by the Company considering the essential components of internal control stated in the Guidance Note issued by the ICAI.

**For LODHA & CO.**  
Chartered Accountants  
Firm Registration No: 301051E



**R. P. Baradiya**  
Partner  
Membership No.044101  
UDIN: 23044101BGTQZW2674



**Mumbai**  
22<sup>nd</sup> May, 2023

**JSW ENERGY (BARMER) LIMITED**  
Balance Sheet as at March 31, 2023

₹ crore

Particulars		Note No.	As at March 31, 2023	As at March 31, 2022
<b>A</b>	<b>ASSETS</b>			
1	<b>Non-current assets</b>			
	(a) Property, plant and equipment	4	3,224.09	3,541.17
	(b) Capital work-in-progress	5	47.60	19.31
	(c) Intangible assets	6	0.19	0.16
	(d) Financial assets			
	(i) Investments	7	9.80	309.80
	(ii) Loans	8	567.64	567.64
	(iii) Others financial assets	9	163.93	140.58
	(e) Income tax assets (net)	10 (A)	5.48	4.96
	(f) Other non-current assets	11	44.91	29.79
	<b>Total non current assets</b>		<b>4,063.54</b>	<b>4,613.41</b>
2	<b>Current assets</b>			
	(a) Inventories	12	146.41	97.44
	(b) Financial assets			
	(i) Investments	7	217.46	560.45
	(ii) Loans	8	1,670.00	68.48
	(iii) Trade receivables	13	560.36	257.09
	(iv) Unbilled receivables		263.82	240.09
	(v) Cash and cash equivalents	14	168.75	433.52
	(vi) Bank balances other than (v) above	15	19.38	25.05
	(vii) Others financial assets	9	17.44	135.37
	(c) Other current assets	11	18.47	11.53
	<b>Total current assets</b>		<b>3,082.09</b>	<b>1,829.02</b>
	<b>Total assets</b>		<b>7,145.73</b>	<b>6,442.43</b>
<b>B</b>	<b>EQUITY AND LIABILITIES</b>			
	<b>Equity</b>			
	(a) Equity share capital	16(A)	2,987.73	1,991.82
	(b) Other equity	16(B)	895.79	1,550.68
	<b>Total Equity</b>		<b>3,883.52</b>	<b>3,542.50</b>
	<b>Liabilities</b>			
1	<b>Non-current liabilities</b>			
	(a) Financial liabilities			
	(i) Borrowings	17	1,575.11	1,518.48
	(ii) Lease liabilities		0.52	0.52
	(b) Provisions	19	11.44	16.72
	<b>Total non current liabilities</b>		<b>1,587.07</b>	<b>1,535.72</b>
2	<b>Current liabilities</b>			
	(a) Financial liabilities			
	(i) Borrowings	17	477.26	490.10
	(ii) Lease liabilities		0.00	0.00
	(iii) Trade payables			
	-total outstanding dues of micro enterprises and small enterprises; and		12.43	5.40
	-total outstanding dues of creditors other than micro enterprises and small enterprises	20	160.38	130.79
	(iv) Other financial liabilities	18	1,013.96	730.78
	(b) Other current liabilities	21	4.48	4.50
	(c) Provisions	19	4.80	2.64
	(d) Current tax liabilities (net)	10(B)	1.83	-
	<b>Total current liabilities</b>		<b>1,675.14</b>	<b>1,364.21</b>
	<b>Total equity and liabilities</b>		<b>7,145.73</b>	<b>6,442.43</b>

See accompanying notes to the financial statements

(1-52)

As per our attached report of even date

For Lodha & Co.

Chartered Accountants

Firm Registration No. 301051E

R. P. Baradiya

Partner

Membership No 44101



For and on behalf of the Board of Directors

Prashant Jain

Chairman

[DIN 01281621]

Prifeshi Vinay

Director

[DIN 08858022]

Chittur Ramakrishnan Lakshman

Company Secretary &  
Chief Financial Officer

Place: Mumbai  
May 22, 2023

**JSW ENERGY (BARMER) LIMITED**  
**Statement of Profit and Loss for the year ended March 31, 2023**

₹ crore except per share data as stated otherwise

Particulars	Note No.	For the year ended March 31, 2023	For the year ended March 31, 2022
I Revenue from operations	22	3,025.98	2,666.54
II Other income	23	101.18	73.92
<b>III Total income</b>		<b>3,127.16</b>	<b>2,740.46</b>
<b>IV Expenses</b>			
(a) Fuel costs	24	1,925.85	1,452.86
(b) Employee benefits expense	25	76.39	70.94
(c) Finance costs	26	146.26	136.60
(d) Depreciation and amortisation expense	4 & 6	357.63	357.03
(e) Other expenses	27	217.01	184.96
<b>Total expenses</b>		<b>2,723.14</b>	<b>2,202.39</b>
<b>V Profit before tax</b>		<b>404.02</b>	<b>538.07</b>
<b>VI Tax expense</b>			
-Current tax		70.59	93.92
-Deferred tax	28	19.55	(10.75)
-Deferred tax adjustable in future tariff		(19.55)	10.75
<b>VII Profit for the year</b>		<b>333.43</b>	<b>444.15</b>
<b>VIII Other comprehensive income</b>			
(i) Items that will not be reclassified to profit or loss			
-Remeasurements of the net defined benefit plans		(0.18)	(1.52)
(ii) Income tax relating to items that will not be reclassified to profit or loss		0.03	0.27
<b>IX Total comprehensive income for the year</b>		<b>333.28</b>	<b>442.90</b>
<b>X Earnings per equity share of ₹ 10 each</b>			
Basic & Diluted (₹)	38	1.12	1.49

See accompanying notes to the financial statements (1-52)

As per our attached report of even date

**For Lodha & Co.**

**Chartered Accountants**

Firm Registration No. 301051E

*R. P. Baradiya*

**R. P. Baradiya**

Partner

Membership No. 44101



For and on behalf of the Board of Directors

*Prashant Jain*

**Prashant Jain**

Chairman

[DIN 01281621]

*Pritesh Vinay*

**Pritesh Vinay**

Director

[DIN 08868022]

*Chittur Ramakrishnan Lakshman*

**Chittur Ramakrishnan Lakshman**

Company Secretary &

Chief Financial Officer

Place: Mumbai

May 22, 2023

**JSW ENERGY (BARMER) LIMITED**

**Statement of changes in equity for the year ended March 31, 2023**

**A. EQUITY SHARE CAPITAL**

₹ crore	
Particulars	Total
Balance at April 01, 2021	1,726.05
Add: Issue of bonus shares (refer note 16(A)(i)(1))	1,265.77
Less: Buy back of shares (refer note 16(A)(i)(2))	(1,000.00)
Balance at March 31, 2022	1,991.82
Add: Issue of bonus shares (refer note 16(A)(i)(3))	995.91
Balance at March 31, 2023	2,987.73

**B. OTHER EQUITY**

Particulars						₹ crore
	General reserve	Equity settled employee benefits reserve	Capital redemption reserve	Retained earnings	Items of other comprehensive income Remeasurements of the net defined benefit plans	Total Other Equity
Balance at April 01, 2021	0.09	3.81	-	2,366.03	(1.01)	2,368.92
Profit for the year ended March 31, 2022	-	-	-	444.15	-	444.15
Other comprehensive income	-	-	-	-	(1.25)	(1.25)
Total comprehensive income for the year ended March 31, 2022	-	-	-	444.15	(1.25)	442.90
Issuance of bonus shares (refer note 16(A)(i)(1))	-	-	-	(1,265.77)	-	(1,265.77)
Transfer from/ to capital redemption reserve (CRR) for buy back of shares (refer note 16(A)(i)(2))	-	-	1,000.00	(1,000.00)	-	-
Share based payments	-	4.63	-	-	-	4.63
Balance at March 31, 2022	0.09	8.44	1,000.00	544.41	(2.26)	1,550.68

Particulars						₹ crore
	General reserve	Equity settled employee benefits reserve	Capital redemption reserve	Retained earnings	Items of other comprehensive income Remeasurements of the net defined benefit plans	Total Other Equity
Balance as at April 01, 2022	0.09	8.44	1,000.00	544.41	(2.26)	1,550.68
Profit for the year ended March 31, 2023	-	-	-	333.43	-	333.43
Other comprehensive income	-	-	-	-	(0.15)	(0.15)
Total comprehensive income for the year ended March 31, 2023	-	-	-	333.43	(0.15)	333.28
Issuance of bonus shares (refer note 16(A)(i)(3))	-	-	(995.91)	-	-	(995.91)
Share based payments	-	7.75	-	-	-	7.75
Balance at as March 31, 2023	0.09	16.19	4.09	877.84	(2.41)	895.79

See accompanying notes to the financial statements (1-52)

As per our attached report of even date

For Lodha & Co.

Chartered Accountants

Firm Registration No. 301051E

*R. P. Baradiya*

R. P. Baradiya

Partner

Membership No. 44101



For and on behalf of the Board of Directors

*Prashant Jain*

Prashant Jain  
Chairman  
[DIN 01281621]

*Pritesh Vinay*

Pritesh Vinay  
Director  
[DIN 08868022]

*Chittur Ramakrishnan Lakshman*  
Chittur Ramakrishnan Lakshman  
Company Secretary &  
Chief Financial Officer

Place: Mumbai  
May 22, 2023


**JSW ENERGY (BARMER) LIMITED**  
Statement of Cash Flows for the year ended March 31, 2023

	(₹ Crore)	
Particulars	For the year ended March 31, 2023	For the year ended March 31, 2022
<b>I. CASH FLOW FROM OPERATING ACTIVITIES</b>		
Profit before tax	404.02	538.07
<b>Adjusted for:</b>		
Depreciation and amortisation expense	357.63	357.03
Interest income	(63.81)	(58.49)
Net gain on fair valuation of current investments through profit or loss	(0.20)	(0.46)
Net gain on sale of current investments	(36.67)	(14.50)
Loss on disposal /discard of property, plant and equipment	0.06	-
Unrealised foreign exchange (gain) / loss	-	0.00
Finance costs	146.26	136.60
	403.27	420.18
<b>Operating profit before working capital changes</b>	<b>807.29</b>	<b>958.25</b>
<b>Adjustments for:</b>		
(Increase)/Decrease in Trade receivables	(327.00)	357.51
Increase/(Decrease) in Trade and Other payables	321.90	182.59
(Increase)/Decrease in Loans, advances and other receivables	(23.47)	(28.83)
(Increase)/Decrease in Inventories	(48.97)	49.03
	(77.54)	560.30
<b>Cash generated from operations</b>	<b>729.75</b>	<b>1,518.55</b>
Direct taxes paid (net)	(69.25)	(88.70)
<b>NET CASH GENERATED FROM OPERATING ACTIVITIES</b>	<b>660.50</b>	<b>1,429.85</b>
<b>II. CASH FLOW FROM INVESTING ACTIVITIES</b>		
Purchase of Property, plant and equipment including CWIP, capital advances and pre-operative expenses	(68.74)	(24.47)
Demand loan taken back	365.78	850.00
Demand loan given	(1,967.30)	(918.48)
Perpetual debt taken back	300.00	-
Interest income	168.68	41.78
Income from sale of current investments	36.87	14.96
Bank deposits not considered as cash and cash equivalents(net)	(4.61)	(25.15)
<b>NET CASH USED IN INVESTING ACTIVITIES</b>	<b>(1,169.32)</b>	<b>(61.36)</b>
<b>III. CASH FLOW FROM FINANCING ACTIVITIES</b>		
Proceeds from long term borrowings-banks	954.82	1,100.00
Proceeds/(Repayment) of working capital loan	25.26	(1.80)
Proceeds/(Repayment) from short term borrowings	-	100.00
Repayment of long term borrowings-banks/fls	(935.33)	(693.75)
Buy back of equity shares	-	(1,000.00)
Finance costs	(143.64)	(137.29)
Payment of operating lease liabilities	(0.05)	(0.09)
<b>NET CASH USED IN FINANCING ACTIVITIES</b>	<b>(98.94)</b>	<b>(632.93)</b>
<b>NET INCREASE/(DECREASE) IN CASH AND CASH EQUIVALENTS (I+II+III)</b>	<b>(607.76)</b>	<b>735.56</b>
<b>CASH AND CASH EQUIVALENTS - AT THE BEGINNING OF THE YEAR (Refer Note 7 and 14)</b>	<b>993.97</b>	<b>258.41</b>
<b>CASH AND CASH EQUIVALENTS - AT THE END OF THE YEAR (Refer Note 7 and 14)</b>	<b>386.21</b>	<b>993.97</b>

See accompanying notes to the financial statements (1-52)

**Notes :**

- 1 Cash and cash equivalents includes cash and cash equivalents of ₹ 168.75 crore (previous year ₹ 433.52 crore) and Current investment in mutual funds of ₹ 217.46 crore (previous year ₹ 560.45 crore)
- 2 Previous year's figures have been re-grouped / re-arranged wherever necessary to conform to current year's classification.

As per our attached report of even date  
For Lodha & Co.  
Chartered Accountants  
Firm Registration No. 301051E  
  
R. P. Baradiya  
Partner  
Membership No. 44101



For and on behalf of the Board of Directors

  
Prashant Jain  
Chairman  
[DIN 01281621]

  
Pritesh Vinay  
Director  
[DIN 08865022]

  
Chittur Ramakrishnan Lakshman  
Company Secretary &  
Chief Financial Officer

Place: Mumbai  
May 22, 2023

**JSW Energy (Barmer) Limited**  
**Notes to the Standalone Financial Statements for the year ended March 31, 2023**

**Note no. 1- General information**

The financial statements comprise financial statements of JSW Energy (Barmer) Limited (hereinafter referred to as ("the Company") for the year ended March 31, 2023.

The Company is a public company domiciled in India and is incorporated under the provisions of the Companies Act applicable in India. The registered office of the Company is located at JSW Centre Bandra Kurla Complex, Bandra East, Mumbai - 400 051.

The Company is primarily engaged in the business of generation of power. The Company has set up a lignite based power plant at Barmer, Rajasthan comprising of 8 units of 135 MW each.

The Board of Directors approved the Standalone Financial Statements for the year ended March 31, 2023 on May 22, 2023.

**Note no. 2- Statement of compliance**

These financial statements have been prepared in accordance with the Indian Accounting Standards (referred to as "Ind AS") prescribed under Section 133 of the Companies Act, 2013 read with the Companies (Indian Accounting Standards) Rules as amended from time to time.

**Note no. 3.1- Basis of preparation of financial statements**

These financial statements have been prepared in accordance with the Indian Accounting Standards (hereinafter referred to as the 'Ind AS') as notified by Ministry of Corporate Affairs pursuant to Section 133 of the Companies Act, 2013 read with Rule 4 of the Companies (Indian Accounting standards) Rules, 2015 as amended from time to time

The financial statements of the Company are prepared in accordance with the Indian generally accepted accounting principles (GAAP) on the accrual basis of accounting and historical cost convention except for the certain material items that have been measured at fair value as required by the relevant Ind AS and explained in the ensuing policies below.

The financial statements are presented in Indian Rupees ('INR') which is functional currency and all values are rounded to the nearest crore, except otherwise indicated.

**Use of estimates & Judgements**

The preparation of the financial statements requires that the management to make estimates and assumptions that affect the reported amounts of assets and liabilities, disclosure of contingent liabilities as at the date of the financial statements and the reported amounts of revenue and expenses during the reporting period. The recognition, measurement, classification or disclosure of an item or information in the financial statements is made relying on these estimates.

The estimates and judgements used in the preparation of the financial statements are continuously evaluated by the Company and are based on historical experience and various other assumptions and factors (including expectations of future events) that the Company believes to be reasonable under the



**JSW Energy (Barmer) Limited**  
**Notes to the Standalone Financial Statements for the year ended March 31, 2023**

existing circumstances. Actual results could differ from those estimates. Any revision to accounting estimates is recognised prospectively in current and future periods

The critical accounting judgements and key estimates followed by the Company for preparation of financial statements is described in Note 30.

**Note no. 3.2- Recent accounting pronouncements:**

The Ministry of Corporate Affairs ("MCA") notifies new standards or amendments under Companies (Indian Accounting Standards) Rules as issued from time to time. On 31<sup>st</sup> March, 2023, MCA amended the Companies (Indian Accounting Standards) Rules, 2015 by issuing the Companies (Indian Accounting Standards) Amendment Rules, 2023, applicable from 1<sup>st</sup> April, 2023, as below:

**Ind AS 1 – Presentation of Financial Statements**

The amendments require companies to disclose their material accounting policies rather than their significant accounting policies. Accounting policy information, together with other information, is material when it can reasonably be expected to influence decisions of primary users of general purpose financial statements.

**Ind AS 12 – Income Taxes**

The amendments clarify how companies account for deferred tax on transactions such as leases and decommissioning obligations. The amendments narrowed the scope of the Initial recognition exemption of Ind AS 12 so that it no longer applies to transactions that, on initial recognition, give rise to equal taxable and deductible temporary differences. Accordingly, companies will need to recognise a deferred tax asset and a deferred tax liability for temporary differences arising on transactions such as initial recognition of a lease and a decommissioning provision.

**Ind AS 8 – Accounting Policies, Changes in Accounting Estimates and Errors**

The definition of a "change in accounting estimates" has been replaced with a definition of "accounting estimates". Accounting estimates are defined as "monetary amounts in financial statements that are subject to measurement uncertainty". Entities develop accounting estimates if accounting policies require items in financial statements to be measured in a way that involves measurement uncertainty.

The Company is in the process of evaluating the impact of these amendments.

**Note no. 3.3- Significant accounting policies**

**I. Property, plant and equipment**

The cost of property, plant and equipment comprises its purchase price net of any trade discounts and rebates, any import duties and other taxes (other than those subsequently recoverable from the tax authorities), any directly attributable expenditure on making the asset ready for its intended use, including relevant borrowing costs for qualifying assets and any expected costs of decommissioning. Expenditure incurred after the property, plant and equipment have been put into operation, such as repairs and maintenance, are charged to Statement of Profit and Loss in the period in which the costs



**JSW Energy (Barmer) Limited**  
**Notes to the Standalone Financial Statements for the year ended March 31, 2023**

are incurred. Major shutdown or overhaul expenditure is capitalised as the activities are undertaken improves the economic benefits expected to arise from the asset.

An item of property, plant and equipment is derecognised upon disposal or when no future economic benefits are expected to arise from the continued use of the asset. Any gain or loss arising on the disposal or retirement of an item of property, plant and equipment is determined as the difference between the sales proceeds and the carrying amount of the asset and is recognised in the Statement of Profit and Loss.

Assets in the course of construction are capitalised in the assets under construction account. At the point when an asset is operating at management's intended use, the cost of construction is transferred to the appropriated category of property, plant and equipment and depreciation commences. Where an obligation (legal or constructive) exists to dismantle or remove an asset or restore a site to its former condition at the end of its useful life, the present value of the estimate cost of dismantling, removing or restoring the site is capitalised along with the cost of acquisition or construction upon completion and a corresponding liability is recognised. Revenue generated from production during the trial period is capitalised.

Property, plant and equipment except freehold land held for use in the production, supply or administrative purposes, are stated in the balance sheet at cost less accumulated depreciation and accumulated impairment losses, if any. Freehold or Leasehold land is stated at historical cost. Leasehold Land acquired by the company, with an option in the lease deed, entitling the Company to purchase on outright basis after a certain period at no additional cost is not amortised.

## **II. Intangible assets**

Intangible assets with finite useful lives that are acquired separately are carried at cost less accumulated amortization and accumulated impairment losses. Intangible assets with indefinite useful lives are carried at cost less accumulated impairment losses.

Certain computer software costs are capitalised and recognised as Intangible assets based on materiality, accounting prudence and significant benefits expected to flow therefrom for a period longer than one year.

## **III. Depreciation & amortization**

Depreciation is recognised so as to write off the cost of assets (other than freehold land and properties under construction) less their residual values over their useful lives, using the straight-line method.

Amortization of intangible assets is recognised on a straight-line basis over their estimated useful lives. The estimated useful life and amortization method are reviewed at the end of each reporting period, with the effect of any changes in estimate being accounted for on a prospective basis.



**JSW Energy (Barmer) Limited**  
**Notes to the Standalone Financial Statements for the year ended March 31, 2023**

Depreciation on tangible assets is provided as per the provisions of Part B of Schedule II of the Companies Act, 2013 based on useful life and residual value notified for accounting purposes by Electricity Regulatory Authorities.

Assets not owned by the Company is amortised over a period of 10 years. Software is amortised over an estimated useful life of 3 years.

Plant and Equipment (Capital Overhauling) is depreciated over a period of 4 years.

Estimated useful lives of the assets are as follows:

<b>Class of assets</b>	<b>Useful life (In Years)</b>
Buildings	25
Plant and Machinery	25
Furniture and fixtures	15
Office equipment	15
Vehicles	10

The estimated useful lives, residual values and depreciation method are reviewed at the end of each reporting period, with the effect of any changes in estimate accounted for on a prospective basis.

#### **IV. Capital Work-in-progress and Pre-operative Expenses during Construction Period**

Capital Work-in-Progress includes expenditure during construction period incurred on projects under implementation treated as pre-operative expenses pending allocation to the assets. These expenses are apportioned to the respective fixed assets on their completion / commencement of commercial production.

#### **V. Impairment of tangible and intangible assets other than goodwill**

At the end of each reporting period, the company reviews the carrying amounts of its tangible and intangible assets to determine whether there is any indication that those assets have suffered an impairment loss. If any such indication exists, the recoverable amount of the asset is estimated in order to determine the extent of the impairment loss (if any). When it is not possible to estimate the recoverable amount of an individual asset, the company estimates the recoverable amount of the cash-generating unit to which the asset belongs. When a reasonable and consistent basis of allocation can be identified, corporate assets are also allocated to individual cash-generating units, or otherwise they are allocated to the smallest company of cash-generating units for which a reasonable and consistent allocation basis can be identified.

Intangible assets with indefinite useful lives and intangible assets not yet available for use are tested for impairment at least annually, and whenever there is an indication that the asset may be impaired.

Recoverable amount is the higher of fair value less costs of disposal and value in use. In assessing value in use, the estimated future cash flows are discounted to their present value using a pre-tax discount



**JSW Energy (Barmer) Limited**  
**Notes to the Standalone Financial Statements for the year ended March 31, 2023**

rate that reflects current market assessments of the time value of money and the risks specific to the asset for which the estimates of future cash flows have not been adjusted.

If the recoverable amount of an asset (or cash-generating unit) is estimated to be less than its carrying amount, the carrying amount of the asset (or cash-generating unit) is reduced to its recoverable amount. An impairment loss is recognised immediately in Statement of Profit and Loss.

When an impairment loss subsequently reverses, the carrying amount of the asset (or a cash-generating unit) is increased to the revised estimate of its recoverable amount, but so that the increased carrying amount does not exceed the carrying amount that would have been determined had no impairment loss been recognised for the asset (or cash-generating unit) in prior years. A reversal of an impairment loss is recognised immediately in Statement of Profit or Loss.

#### **VI. Borrowing costs**

Borrowing costs directly attributable to the acquisition, construction or production of qualifying assets, which are assets that necessarily take a substantial period of time to get ready for their intended use or sale, are added to the cost of those assets, until such time as the assets are substantially ready for their intended use or sale.

All other borrowing costs are recognised in Statement of Profit and Loss in the period in which they are incurred.

The Company determines the amount of borrowing costs eligible for capitalisation as the actual borrowing costs incurred on that borrowing during the period less any interest income earned on temporary investment of specific borrowings pending their expenditure on qualifying assets, to the extent that an entity borrows funds specifically for the purpose of obtaining a qualifying asset. In case if the company borrows generally and uses the funds for obtaining a qualifying asset, borrowing costs eligible for capitalisation are determined by applying a capitalisation rate to the expenditures on that asset.

The Company suspends capitalisation of borrowing costs during extended periods in which it suspends active development of a qualifying asset.

#### **VII. Cash and cash equivalents**

Cash and cash equivalent in the balance sheet comprise cash at banks and on hand and demand deposits with an original maturity of three months or less and highly liquid investments that are readily convertible into known amounts of cash and which are subject to an insignificant risk of changes in value net of outstanding bank overdrafts as they are considered an integral part of the Company cash management.



**JSW Energy (Barmer) Limited**  
**Notes to the Standalone Financial Statements for the year ended March 31, 2023**

**VIII. Inventories**

Cost of inventories includes cost of purchase price, costs of conversion and other costs incurred in bringing the inventories to their present location and condition. Inventories of stores, spare parts, coal, fuel and loose tools are stated at the lower of weighted average cost or net realizable value. Net realizable value represents the estimated selling price for inventories less all estimated cost of completion and costs necessary to make the sale

**IX. Revenue recognition**

**Sale of Power**

Revenue towards satisfaction of performance obligation from contracts with customers is recognised when control of the goods including power generated or services is transferred to the customer, at transaction price (net of variable consideration) i.e. at an amount that reflects the consideration to which the Company expects to be entitled in exchange for transferring promised goods or services having regard to the terms of the contract including Power Purchase Agreements, relevant tariff regulations and the tariff orders by the regulator, as applicable. If the consideration in a contract includes a variable amount, the Company estimates the amount of consideration to which it will be entitled in exchange for satisfaction of performance obligation. The variable consideration is estimated having regard to various relevant factors including historical trend and constrained until it is highly probable that a significant revenue reversal in the amount of cumulative revenue recognised will not occur when the associated uncertainty with the variable consideration is subsequently resolved. Compensation towards shortfall in offtake are recognised on collection or earlier when there is reasonable certainty to expect ultimate collection.

Surcharge on delay payment/overdue trade receivables for sale of energy is recognised when no significant uncertainty as to measurability or collectability exists.

**Interest income**

Interest income from a financial asset is recognised when it is probable that the economic benefits will flow to the Company and the amount of income can be measured reliably. Interest income is accrued on a time basis, by reference to the principal outstanding and at the effective interest rate applicable, which is the rate that exactly discounts estimated future cash receipts through the expected life of the financial asset to that asset's net carrying amount on initial recognition.

**X. Foreign currency transactions**

In preparing the financial statements of each individual Company entity, transactions in currencies other than the entity's functional currency (foreign currencies) are recognised at the rates of exchange prevailing at the dates of the transactions. At the end of each reporting period, monetary items denominated in foreign currencies are retranslated at the rates prevailing at that date. Non-monetary items carried at fair value that are denominated in foreign currencies are retranslated at the rates prevailing at the date when the fair value was determined. Non-monetary items that are measured in terms of historical cost in a foreign currency are not retranslated.



**JSW Energy (Barmer) Limited**  
**Notes to the Standalone Financial Statements for the year ended March 31, 2023**

Exchange differences on monetary items are recognised in profit or loss in the period in which they arise except for

- Exchange differences on foreign currency borrowings relating to assets under construction for future productive use, which are included in the cost of those assets when they are regarded as an adjustment to interest costs on those foreign currency borrowings
- Exchange differences on transactions entered into in order to hedge certain foreign currency risks; and
- Exchange differences on monetary items receivable from or payable to a foreign operation for which settlement is neither planned nor likely to occur (therefore forming part of the net investment in the foreign operation), which are recognised initially in other comprehensive income and reclassified from equity to profit or loss on repayment of the monetary items; and

Exchange difference arising on settlement / restatement of long-term foreign currency monetary items recognised in the financial statements for the year ended 31st March, 2016 prepared under previous GAAP, are capitalised as a part of the depreciable PPE to which the monetary item relates and depreciated over the remaining useful life of such assets. If such monetary items do not relate to acquisition of depreciable PPE, the exchange difference is amortised over the maturity period / up to the date of settlement of such monetary item, whichever is earlier and charged to the Statement of Profit and Loss. The un-amortised exchange difference is carried under other equity as "Foreign currency monetary item translation difference account" net of tax effect thereon, where applicable. All exchange differences on foreign currency monetary items originating after March, 2016 including those relating to PPE are charged off to statement of profit and loss.

## **XI. Employee Benefits.**

### **Post-employment plans**

#### **a. Defined-benefit plan – Gratuity**

The liability or asset recognised in the balance sheet in respect of defined benefit gratuity plan is the present value of defined benefit obligations at the end of the reporting period less fair value of plan assets. The defined benefit obligations is calculated annually by actuaries through actuarial valuation using the projected unit credit method.

The Company recognises the following changes in the net defined benefit obligation as an expense in the statement of profit and loss

- (i) Service costs comprising current service costs, past-service costs, gains and losses on curtailment and non-routine settlements; and
- (ii) Net interest expense or income



**JSW Energy (Barmer) Limited**  
**Notes to the Standalone Financial Statements for the year ended March 31, 2023**

The net interest cost is calculated by applying the discount rate to the net balance of the defined benefit obligation and fair value of plan assets. This cost is included in employee benefit expenses in the statement of the profit & loss.

- (iii) Re-measurement comprising of actuarial gains and losses arising from
- Re-measurement of Actuarial(gains)/losses
  - Return on plan assets, excluding amount recognised in effect of asset ceiling
  - Re-measurement arising because of change in effect of asset ceiling is recognised in the period in which they occur directly in other comprehensive income. Re-measurement is not reclassified to profit or loss in subsequent periods.

Ind AS 19 requires the exercise of judgment in relation to various assumptions including future pay rises, inflation and discount rates and employee and pensioner demographics. The Company determines the assumptions in conjunction with its actuaries, and believes these assumptions to be in line with best practice, but the application of different assumptions could have a significant effect on the amounts reflected in the income statement, other comprehensive income and balance sheet. There may be also interdependency between some of the assumptions.

**b. Defined-contribution plan - Provident fund**

Under defined contribution plans, provident fund, the Company pays pre-defined amounts to separate funds and does not have any legal or informal obligation to pay additional sums. Defined Contribution plan comprise of contributions to the employees' provident fund with the government and certain state plans like Employees' State Insurance. The Company's payments to the defined contribution plans are recognised as expenses during the period in which the employees perform the services that the payment covers.

A liability for a termination benefit is recognised at the earlier of when the entity can no longer withdraw the offer of the termination benefit and when the entity recognises any related restructuring costs.

**Short-term and other long-term employee benefits**

A liability is recognised for benefits accruing to employees in respect of wages and salaries, annual leave and sick leave in the period the related service is rendered at the undiscounted amount of the benefits expected to be paid in exchange for that service.

Liabilities recognised in respect of short-term employee benefits are measured at the undiscounted amount of the benefits expected to be paid in exchange for the related service.



**JSW Energy (Barmer) Limited**  
**Notes to the Standalone Financial Statements for the year ended March 31, 2023**

Liabilities recognised in respect of other long-term employee benefits are measured at the present value of the estimated future cash outflows expected to be made by the company in respect of services provided by employees up to the reporting date.

Compensated absences which are not expected to occur within twelve months after the end of the period in which the employee renders the related services are recognised as a liability at the present value of the obligation as at the Balance sheet date determined based on an actuarial valuation.

**Share-based payment arrangements**

Equity-settled share-based payments to employees and others providing similar services are measured at the fair value of the equity instruments at the grant date.

The fair value determined at the grant date of the equity-settled share-based payments is expensed on a straight-line basis over the vesting period, based on the Company's estimate of equity instruments that will eventually vest, with a corresponding increase in equity. At the end of each reporting period, the Company revises its estimate of the number of equity instruments expected to vest. The impact of the revision of the original estimates, if any, is recognised in profit or loss such that the cumulative expense reflects the revised estimate, with a corresponding adjustment to the equity-settled employee benefits reserve.

**XII. Taxation**

Income tax comprises current and deferred tax. Income tax expense is recognised in the Statement of Profit and Loss except to the extent it relates to items directly recognised in equity or in other comprehensive income.

**Current tax**

Current tax is the amount of tax payable based on the taxable profit for the year. Taxable profit differs from 'profit before tax' as reported in the statement of profit and loss because of items of income or expense that are taxable or deductible in other years and items that are never taxable or deductible. The Company's current tax is calculated using tax rates that have been enacted or substantively enacted by the end of the reporting period.

**Minimum Alternative Tax**

Minimum Alternative Tax ('MAT') credit is recognised as an asset only when and to the extent there is convincing evidence that the Company will pay normal income-tax during the specified period. In the year in which the MAT credit becomes eligible to be recognised as an asset, the said asset is created by way of a credit to the statement of profit and loss and included in Deferred tax assets. The Company reviews the same at each balance sheet date and writes down the carrying amount of MAT credit entitlement to the extent there is no longer convincing evidence to the effect that Company will pay normal income-tax during the specified period.



**JSW Energy (Barmer) Limited**  
**Notes to the Standalone Financial Statements for the year ended March 31, 2023**

**Deferred tax**

Deferred tax is recognised on temporary differences between the carrying amounts of assets and liabilities in the financial statements and the corresponding tax bases used in the computation of taxable profit. Deferred tax liabilities are generally recognised for all taxable temporary differences. Deferred tax assets are generally recognised for all deductible temporary differences to the extent that it is probable that taxable profits will be available against which those deductible temporary differences can be utilised. Such deferred tax assets and liabilities are not recognised if the temporary difference arises from the initial recognition (other than in a business combination) of assets and liabilities in a transaction that affects neither the taxable profit nor the accounting profit. In addition, deferred tax liabilities are not recognised if the temporary difference arises from the initial recognition of goodwill.

Deferred tax liabilities are recognised for taxable temporary differences associated with investments in subsidiaries and associates, and interests in joint ventures, except where the Company is able to control the reversal of the temporary difference and it is probable that the temporary difference will not reverse in the foreseeable future. Deferred tax assets arising from deductible temporary differences associated with such investments and interests are only recognised to the extent that it is probable that there will be sufficient taxable profits to utilize the benefits of the temporary differences and they are expected to reverse in the foreseeable future.

The carrying amount of deferred tax assets is reviewed at the end of each reporting period and reduced to the extent that it is no longer probable that sufficient taxable profits will be available to allow all or part of the asset to be recovered.

Deferred tax liabilities and assets are measured at the tax rates that are expected to apply in the period in which the liability is settled or the asset realised, based on tax rates (and tax laws) that have been enacted or substantively enacted by the end of the reporting period.

Deferred tax assets and liabilities are offset if a legally enforceable right exists to set off current tax assets against current tax liabilities and the deferred tax assets relate to the same taxable entity and same taxation authority.

**Current and deferred tax for the year**

Current and deferred tax are recognised in profit or loss, except when they relate to items that are recognised in other comprehensive income or directly in equity, in which case, the current and deferred tax are also recognised in other comprehensive income or directly in equity respectively

**XIII. Earnings per share**

Basic earnings per share is computed by dividing the profit/ (loss) after tax by the weighted average number of equity shares outstanding during the year. Diluted earnings per share is computed by dividing



**JSW Energy (Barmer) Limited**  
**Notes to the Standalone Financial Statements for the year ended March 31, 2023**

the profit/ (loss) after tax as adjusted for dividend, interest and other charges to expense or income relating to the dilutive potential equity shares, by the weighted average number of equity shares considered for deriving basic earnings per share and the weighted average number of equity shares which could have been issued on the conversion of all dilutive potential equity shares. Potential equity shares are deemed to be dilutive only if their conversion to equity shares would decrease the net profit per share from continuing ordinary operations. Potential dilutive equity shares are deemed to be converted as at the beginning of the period, unless they have been issued at a later date

**XIV. Provisions , Contingencies and Commitments**

Provisions are recognised when the Company has a present obligation (legal or constructive) as a result of a past event, and it is probable that the Company will be required to settle the obligation, and a reliable estimate can be made of the amount of the obligation.

The amount recognised as a provision is the best estimate of the consideration required to settle the present obligation at the end of the reporting period, taking into account the risks and uncertainties surrounding the obligation. When a provision is measured using the cash flows estimated to settle the present obligation, its carrying amount is the present value of those cash flows (when the effect of the time value of money is material).

When some or all of the economic benefits required to settle a provision are expected to be recovered from a third party, a receivable is recognised as an asset if it is virtually certain that reimbursement will be received and the amount of the receivable can be measured reliably.

A disclosure for contingent liabilities is made where there is :

- a. A possible obligation that arises from past events and whose existence will be confirmed only by the occurrence or non-occurrence of one or more uncertain future events not wholly within the control of the entity; or
- b. A present obligation that arises from past events but is not recognised because
  - (i) it is not probable that an outflow of resources embodying economic benefits will be required to settle the obligation; or
  - (ii) the amount of the obligation cannot be measured with sufficient reliability

A contingent asset is a possible asset that arises from past events and whose existence will be confirmed only by the occurrence or non-occurrence of one or more uncertain future events not wholly within the control of the entity.

Commitments include the amount of purchase order (net of advances) issued to parties for completion of assets.



**JSW Energy (Barmer) Limited**  
**Notes to the Standalone Financial Statements for the year ended March 31, 2023**

Provisions, contingent liabilities, contingent assets and commitments are reviewed at each reporting period.

Provisions for onerous contracts are recognised when the expected benefits to be derived by the company from a contract are lower than the unavoidable costs of meeting the future obligations under the contract.

**XV. Financial instruments**

Financial assets and financial liabilities are recognised when a company entity becomes a party to the contractual provisions of the instruments.

Financial assets and financial liabilities are initially measured at fair value. Transaction costs that are directly attributable to the acquisition or issue of financial assets and financial liabilities (other than financial assets and financial liabilities at fair value through profit or loss(FVTPL)) are added to or deducted from the fair value of the financial assets or financial liabilities, as appropriate, on initial recognition. Transaction costs directly attributable to the acquisition of financial assets or financial liabilities at fair value through profit or loss are recognised immediately in Statement of Profit or Loss.

**Financial assets**

Financial assets are recognised when the company becomes a party to the contractual provisions of the instruments. Financial assets other than trade receivables are initially recognised at fair value plus transaction costs for all financial assets not carried at fair value through profit or loss. Financial assets carried at fair value through profit or loss is initially recognised at fair value, and transaction costs are expensed in the Statement of Profit and Loss.

**Subsequent measurement**

Financial assets, other than equity instruments, are subsequently measured at amortised cost, fair value through other comprehensive income or fair value through profit or loss on the basis of both

- I. The entity's business model for managing the financial assets and
- II. The contractual cash flow characteristics of the financial asset.

**Classification of financial assets**

Debt instruments that meet the following conditions are subsequently measured at amortised cost (except for debt instruments that are designated as at fair value through profit or loss on initial recognition):



**JSW Energy (Barmer) Limited**  
**Notes to the Standalone Financial Statements for the year ended March 31, 2023**

- the asset is held within a business model whose objective is to hold assets in order to collect contractual cash flows; and
- The contractual terms of the instrument give rise on specified dates to cash flows that are solely payments of principal and interest on the principal amount outstanding.

Debt instruments that meet the following conditions are subsequently measured at fair value through other comprehensive income (except for debt instruments that are designated as at fair value through profit or loss on initial recognition)

- The asset is held within a business model whose objective is achieved both by collecting contractual cash flows and selling financial assets; and
- The contractual terms of the instrument give rise on specified dates to cash flows that are solely payments of principal and interest on the principal amount outstanding.

Interest income is recognised in profit or loss for FVTOCI debt instruments. For the purposes of recognising foreign exchange gains and losses, FVTOCI debt instruments are treated as financial assets measured at amortised cost. Thus, the exchange differences on the amortised cost are recognised in profit or loss and other changes in the fair value of FVTOCI financial assets are recognised in other comprehensive income and accumulated under the heading of 'Reserve for debt instruments through other comprehensive income'. When the investment is disposed of, the cumulative gain or loss previously Accumulated in this reserve is reclassified to profit or loss. All other financial assets are subsequently measured at fair value.

**Effective interest method**

The effective interest method is a method of calculating the amortised cost of a debt instrument and of allocating interest income over the relevant period. The effective interest rate is the rate that exactly discounts estimated future cash receipts (including all fees paid or received that form an integral part of the effective interest rate, transaction costs and other premiums or discounts) through the expected life of the debt instrument, or, where appropriate, a shorter period, to the net carrying amount on initial recognition.

Income is recognised on an effective interest basis for debt instruments other than those financial assets classified as at FVTPL. Interest income is recognised in profit or loss and is included in the "Other income" line item.



**JSW Energy (Barmer) Limited**  
**Notes to the Standalone Financial Statements for the year ended March 31, 2023**

**Investment in Joint venture Company**

Investment in Joint Venture Company is carried at cost in the financial statements.

**Investments in equity instruments at FVTOCI**

On initial recognition, the Company can make an irrevocable election (on an instrument-by-instrument basis) to present the subsequent changes in fair value in other comprehensive income pertaining to investments in equity instruments. This election is not permitted if the equity investment is held for trading. These elected investments are initially measured at fair value plus transaction costs. Subsequently, they are measured at fair value with gains and losses arising from changes in fair value recognised in other comprehensive income and accumulated in the 'Reserve for equity instruments through other comprehensive income'. The cumulative gain or loss is not reclassified to profit or loss on disposal of the investments. A financial asset is held for trading if:

- it has been acquired principally for the purpose of selling it in the near term; or
- on initial recognition it is part of a portfolio of identified financial instruments that the company manages together and has a recent actual pattern of short-term profit-taking; or
- it is a derivative that is not designated and effective as a hedging instrument or a financial guarantee.

Dividends on these investments in equity instruments are recognised in profit or loss when the company's right to receive the dividends is established, it is probable that the economic benefits associated with the dividend will flow to the entity, the dividend does not represent a recovery of part of cost of the investment and the amount of dividend can be measured reliably. Dividends recognised in profit or loss are included in the 'Other income' line item.

**Financial assets at fair value through profit or loss (FVTPL)**

Investments in equity instruments are classified as at FVTPL, unless the company irrevocably elects on initial recognition to present subsequent changes in fair value in other comprehensive income for investments in equity instruments which are not held for trading.

Debt instruments that do not meet the amortised cost criteria or FVTOCI criteria (see above) are measured at FVTPL. In addition, debt instruments that meet the amortised cost criteria or the FVTOCI criteria but are designated as at FVTPL are measured at FVTPL.



**JSW Energy (Barmer) Limited**  
**Notes to the Standalone Financial Statements for the year ended March 31, 2023**

A financial asset that meets the amortised cost criteria or debt instruments that meet the FVTOCI criteria may be designated as at FVTPL upon initial recognition if such designation eliminates or significantly reduces a measurement or recognition inconsistency that would arise from measuring assets or liabilities or recognising the gains and losses on them on different bases. The company has not designated any debt instrument as at FVTPL.

Financial assets at FVTPL are measured at fair value at the end of each reporting period, with any gains or losses arising on remeasurement recognised in profit or loss. The net gain or loss recognised in profit or loss incorporates any dividend or interest earned on the financial asset and is included in the 'Other income' line item. Dividend on financial assets at FVTPL is recognised when the company's right to receive the dividends is established, it is probable that the economic benefits associated with the dividend will flow to the entity, the dividend does not represent a recovery of part of cost of the investment and the amount of dividend can be measured reliably.

**Impairment of financial assets**

The Company recognises a loss allowance for Expected Credit Losses (ECL) on financial assets that are measured at amortised cost and at FVOCI. The credit loss is difference between all contractual cash flows that are due to an entity in accordance with the contract and all the cash flows that the entity expects to receive (i.e. all cash shortfalls), discounted at the original effective interest rate. This is assessed on an individual or collective basis after considering all reasonable and supportable including that which is forward-looking.

The Company's trade receivables or contract revenue receivables do not contain significant financing component and loss allowance on trade receivables is measured at an amount equal to life time expected losses i.e. expected cash shortfall, being simplified approach for recognition of impairment loss allowance.

Under simplified approach, the company does not track changes in credit risk. Rather it recognizes impairment loss allowance based on the lifetime ECL at each reporting date right from its initial recognition. The company uses a provision matrix to determine impairment loss allowance on the portfolio of trade receivables.

The provision matrix is based on its historically observed default rates over the expected life of the trade receivable and is adjusted for forward looking estimates. At every reporting date, the historical observed default rates are updated and changes in the forward-looking estimates are analysed.

For financial assets other than trade receivables, the company recognises 12-month expected credit losses for all originated or acquired financial assets if at the reporting date the credit risk of the financial asset has not increased significantly since its initial recognition. The expected credit losses are measured as lifetime expected credit losses if the credit risk on financial asset increases significantly since its initial recognition. If, in a subsequent period, credit quality of the instrument improves such that there is no



**JSW Energy (Barmer) Limited**  
**Notes to the Standalone Financial Statements for the year ended March 31, 2023**

longer significant increase in credit risks since initial recognition, then the Company reverts to recognizing impairment loss allowance based on 12 months ECL.

The impairment losses and reversals are recognised in Statement of Profit and Loss. For equity instruments and financial assets measured at FVTPL, there is no requirement for impairment testing.

**Derecognition of financial assets**

The Company derecognises a financial asset when the contractual rights to the cash flows from the asset expire, or when it transfers the financial asset and substantially all the risks and rewards of ownership of the asset to another party. If the company neither transfers nor retains substantially all the risks and rewards of ownership and continues to control the transferred asset, the company recognises its retained interest in the asset and an associated liability for amounts it may have to pay. If the company retains substantially all the risks and rewards of ownership of a transferred financial asset, the company continues to recognise the financial asset and also recognises a collateralised borrowing for the proceeds received.

On derecognition of a financial asset in its entirety, the difference between the asset's carrying amount and the sum of the consideration received and receivable and the cumulative gain or loss that had been recognised in other comprehensive income and accumulated in equity is recognised in profit or loss if such gain or loss would have otherwise been recognised in profit or loss on disposal of that financial asset.

On derecognition of a financial asset other than in its entirety (e.g. when the company retains an option to repurchase part of a transferred asset), the company allocates the previous carrying amount of the financial asset between the part it continues to recognise under continuing involvement, and the part it no longer recognises on the basis of the relative fair values of those parts on the date of the transfer. The difference between the carrying amount allocated to the part that is no longer recognised and the sum of the consideration received for the part no longer recognised and any cumulative gain or loss allocated to it that had been recognised in other comprehensive income is recognised in profit or loss if such gain or loss would have otherwise been recognised in profit or loss on disposal of that financial asset. A cumulative gain or loss that had been recognised in other comprehensive income is allocated between the part that continues to be recognised and the part that is no longer recognised on the basis of the relative fair values of those parts.

**Financial liabilities and equity instruments**

**Classification as debt or equity**

Debt and equity instruments issued by a company entity are classified as either financial liabilities or as equity in accordance with the substance of the contractual arrangements and the definitions of a financial liability and an equity instrument.



**JSW Energy (Barmer) Limited**  
**Notes to the Standalone Financial Statements for the year ended March 31, 2023**

**Equity instruments**

An equity instrument is any contract that evidences a residual interest in the assets of an entity after deducting all of its liabilities. Equity instruments issued by a company entity are recognised at the proceeds received, net of direct issue costs.

Repurchase of the Company's own equity instruments is recognised and deducted directly in equity. No gain or loss is recognised in profit or loss on the purchase, sale, issue or cancellation of the Company's own equity instruments.

**Financial liabilities**

All Financial liabilities are measured at amortized cost using effective interest method or fair value through profit and loss.

However, financial liabilities that arise when a transfer of a financial asset does not qualify for derecognition or when the continuing involvement approach applies, financial guarantee contracts issued by the company, and commitments issued by the company to provide a loan at below-market interest rate are measured in accordance with the specific accounting policies set out below.

**Financial liabilities at FVTPL**

Financial liabilities are classified as at FVTPL when the financial liability is either contingent consideration recognised by the company as an acquirer in a business combination to which Ind AS 103 applies or is held for trading or it is designated as at FVTPL.

- It has been incurred principally for the purpose of repurchasing it in the near term; or
- On initial recognition it is part of a portfolio of identified financial instruments that the company manages together and has a recent actual pattern of short-term profit-taking; or
- It is a derivative that is not designated and effective as a hedging instrument.
  
- A financial liability other than a financial liability held for trading or contingent consideration recognised by the company as an acquirer in a business combination to which Ind AS 103 applies, may be designated as at FVTPL upon initial recognition if:
  
- Such designation eliminates or significantly reduces a measurement or recognition inconsistency that would otherwise arise;



**JSW Energy (Barmer) Limited**  
**Notes to the Standalone Financial Statements for the year ended March 31, 2023**

- The financial liability forms part of a company of financial assets or financial liabilities or both, which is managed and its performance is evaluated on a fair value basis, in accordance with the company's documented risk management or investment strategy, and information about the companying is provided internally on that basis; or
- it forms part of a contract containing one or more embedded derivatives, and Ind AS 109 permits the entire combined contract to be designated as at FVTPL in accordance with Ind AS 109.

Financial liabilities at FVTPL are stated at fair value, with any gains or losses arising on remeasurement recognised in profit or loss. The net gain or loss recognised in profit or loss incorporates any interest paid on the financial liability and is included in the 'Other income' line item

However, for non-held-for-trading financial liabilities that are designated as at FVTPL, the amount of change in the fair value of the financial liability that is attributable to changes in the credit risk of that liability is recognised in other comprehensive income, unless the recognition of the effects of changes in the liability's credit risk in other comprehensive income would create or enlarge an accounting mismatch in profit or loss, in which case these effects of changes in credit risk are recognised in profit or loss. The remaining amount of change in the fair value of liability is always recognised in profit or loss. Changes in fair value attributable to a financial liability's credit risk that are recognised in other comprehensive income are reflected immediately in retained earnings and are not subsequently reclassified to profit or loss.

Gains or losses on financial guarantee contracts and loan commitments issued by the company that are designated by the company as at fair value through profit or loss are recognised in profit or loss.

**Financial liabilities subsequently measured at amortised cost**

Financial liabilities that are not held-for-trading and are not designated as at FVTPL are measured at amortised cost at the end of subsequent accounting periods. The carrying amounts of financial liabilities that are subsequently measured at amortised cost are determined based on the effective interest method. Interest expense that is not capitalised as part of costs of an asset is included in the 'Finance costs' line item.

The effective interest method is a method of calculating the amortised cost of a financial liability and of allocating interest expense over the relevant period. The effective interest rate is the rate that exactly discounts estimated future cash payments (including all fees paid or received that form an integral part



**JSW Energy (Barmer) Limited**  
**Notes to the Standalone Financial Statements for the year ended March 31, 2023**

of the effective interest rate, transaction costs and other premiums or discounts) through the expected life of the financial liability, or (where appropriate) a shorter period, to the net carrying amount on initial recognition.

**Derecognition of financial liabilities**

The Company derecognises financial liabilities when, and only when, the company's obligations are discharged, cancelled or have expired. An exchange with a lender of debt instruments with substantially different terms is accounted for as an extinguishment of the original financial liability and the recognition of a new financial liability. Similarly, a substantial modification of the terms of an existing financial liability (whether or not attributable to the financial difficulty of the debtor) is accounted for as an extinguishment of the original financial liability and the recognition of a new financial liability. The difference between the carrying amount of the financial liability derecognised and the consideration paid and payable is recognised in profit or loss.

**Derivative financial instruments**

The Company uses derivative financial instruments, such as forward foreign exchange contracts, to hedge its foreign currency risks. Such derivative financial instruments are initially recognised at fair value on the date on which a derivative contract is entered into and are subsequently remeasured at fair value, with changes in fair value recognised in Statement of Profit and Loss.

Derivatives are initially recognised at fair value at the date the derivative contracts are entered into and are subsequently remeasured to their fair value at the end of each reporting period. The resulting gain or loss is recognised in profit or loss immediately unless the derivative is designated and effective as a hedging instrument, in which event the timing of the recognition in profit or loss depends on the nature of the hedging relationship and the nature of the hedged item.

**Offsetting of financial instruments**

Financial assets and financial liabilities are offset and the net amount is reported in the Balance Sheet if there is a currently enforceable legal right to offset the recognised amounts and there is an intention to settle on a net basis, to realise the assets and settle the liabilities simultaneously.

**Fair Value measurement**

The Company measures financial instruments, such as, derivatives at fair value at each Balance sheet date. Fair value is the price that would be received to sell an asset or paid to transfer a liability in an orderly transaction between market participants at the measurement date. The fair value measurement is based on the presumption that the transaction to sell the asset or transfer the liability takes place either:

- In the principal market for the asset or liability, or



**JSW Energy (Barmer) Limited**  
**Notes to the Standalone Financial Statements for the year ended March 31, 2023**

- In the absence of a principal market, in the most advantageous market for the asset or liability

The principal or the most advantageous market must be accessible by the company.

The fair value of an asset or a liability is measured using the assumptions that market participants would use when pricing the asset or liability, assuming that market participants act in their economic best interest.

A fair value measurement of a non-financial asset takes into account a market participant's ability to generate economic benefits by using the asset in its highest and best use or by selling it to another market participant that would use the asset in its highest and best use.

The Company uses valuation techniques that are appropriate in the circumstances and for which sufficient data are available to measure fair value, maximising the use of relevant observable inputs and minimising the use of unobservable inputs.

All assets and liabilities for which fair value is measured or disclosed in the financial statements are categorised within the fair value hierarchy, described as follows, based on the lowest level input that is significant to the fair value measurement as a whole

- Level 1 — Quoted (unadjusted) market prices in active markets for identical assets or liabilities
- Level 2 — Valuation techniques for which the lowest level input that is significant to the fair value measurement is directly or indirectly observable
- Level 3 — Valuation techniques for which the lowest level input that is significant to the fair value measurement is unobservable

**Reclassification of financial assets and liabilities**

The Company determines classification of financial assets and liabilities on initial recognition. After initial recognition, no reclassification is made for financial assets which are equity instruments and financial liabilities. For financial assets which are debt instruments, a reclassification is made only if there is a change in the business model for managing those assets. Changes to the business model are expected to be infrequent. The company's senior management determines change in the business model as a result of external or internal changes which are significant to the company's operations. Such change are evident to external parties. A change in the business model occurs when the company either begins or ceases to perform an activity that is significant to its operations. If the company reclassifies financial assets, it applies the reclassification prospectively from the reclassification date which is the first day of



**JSW Energy (Barmer) Limited**  
**Notes to the Standalone Financial Statements for the year ended March 31, 2023**

the immediately next reporting period following the change in the business model. The company does not restate any previously recognised gains, losses (including impairment gains or losses) or interest.

**The following table shows various reclassification and the how they are accounted for:**

<b>Original Classification</b>	<b>Revised Classification</b>	<b>Accounting treatment</b>
Amortised cost	FVTPL	Fair value is measured at reclassification date. Difference between previous amortised cost and fair value is recognised in statement of profit and loss.
FVPTL	Amortised cost	Fair value at reclassification date becomes its new gross carrying amount. EIR is calculated based on new gross carrying amount.
Amortised cost	FVTOCI	Fair value is measured at reclassification date. Difference between previous amortised cost and fair value is recognised in OCI. No change in EIR due to reclassification.
FVTOCI	Amortised cost	Fair value at reclassification date becomes its new gross carrying amount. However, cumulative gain or loss in OCI is adjusted against fair value. Consequently, the asset is measured as if it had always been measured at amortised cost.
FVTPL	FVTOCI	Fair value at reclassification date becomes its new gross carrying amount. No other adjustment is required.
FCTOCI	FVTPL	Assets continue to be measured at fair value. Cumulative gain or loss previously recognised in OCI is reclassified to statement of profit and loss at the reclassification date.

For assets and liabilities that are recognised in the financial statements on a recurring basis, the Company determines whether transfers have occurred between levels in the hierarchy by re-assessing categorisation (based on the lowest level input that is significant to the fair value measurement as a whole) at the end of each reporting period.

For the purpose of fair value disclosures, the Company has determined classes of assets and liabilities on the basis of the nature, characteristics and risks of the asset or liability and the level of the fair value hierarchy as explained above.

#### **XVI. Leases**

The Company has applied Ind AS 116 using the Retrospective Modified Approach and details of accounting policies under Ind AS 116 are presented below.



**JSW Energy (Barmer) Limited**  
**Notes to the Standalone Financial Statements for the year ended March 31, 2023**

**The Company as lessor**

Leases for which the Company is a lessor are classified as finance or operating leases. Whenever the terms of the lease transfer substantially all the risks and rewards of ownership to the lessee, the contract is classified as a finance lease. All other leases are classified as operating leases.

Lease classification is made at the inception date and is reassessed only if there is a lease modification. Changes in estimates (for example, changes in estimates of the economic life or of the residual value of the underlying asset), or changes in circumstances (for example, default by the lessee), do not give rise to a new classification of a lease for accounting purposes. For a modification to a finance lease, if the lease would have been classified as an operating lease had the modification been in effect at the inception date, lease modification is accounted as a new lease from the effective date of modification and carrying amount of underlying asset is measured as the net investment in the lease immediately before the effective date of the lease modification.

Rental income from operating leases is recognised on a straight-line basis over the term of the relevant lease. Initial direct costs incurred in negotiating and arranging an operating lease are added to the carrying amount of the leased asset and recognised on a straight-line basis over the lease term.

Amounts due from lessees under finance leases are recognised as receivables at the amount of the Company's net investment in the leases. Finance lease income is allocated to accounting periods so as to reflect a constant periodic rate of return on the Company's net investment outstanding in respect of the leases.

**The Company as lessee**

The Company assesses whether a contract is or contains a lease, at inception of the contract. A contract is, or contains, a lease if the contract conveys the right to control the use of an identified asset for a period of time in exchange for consideration. To assess whether a contract conveys the right to control the use of an identified asset, the Company assesses whether:

- the contract involves the use of an identified asset;
- the Company has substantially all of the economic benefits from use of the asset through the period of the lease, and
- the Company has the right to direct the use of the asset.

At the date of commencement of the lease, the Company recognises a right-of-use asset and a corresponding lease liability with respect to all lease arrangements in which it is the lessee, except for short-term leases (i.e. leases with a lease term of 12 months or less) and leases of low value assets (i.e. below ₹ five lakh). For short term and low value leases, the Company recognises the lease payments as an operating expense on a straight-line basis over the term of the lease unless another systematic basis is more representative of the time pattern in which economic benefits from the leased assets are consumed.



**JSW Energy (Barmer) Limited**  
**Notes to the Standalone Financial Statements for the year ended March 31, 2023**

The lease liability is initially measured at the present value of the lease payments that are not paid at the commencement date, discounted by using the rate implicit in the lease. If this rate cannot be readily determined, the Company uses its incremental borrowing rate.

The lease liability is subsequently measured by increasing the carrying amount to reflect interest on the lease liability (using the effective interest method) and by reducing the carrying amount to reflect the lease payments made.

The Company remeasures the lease liability (and makes a corresponding adjustment to the related right-of-use asset) whenever a lease contract is modified and the lease modification is not accounted for as a separate lease, in which case the lease liability is remeasured based on the lease term of the modified lease by discounting the revised lease payments using a revised discount rate at the effective date of the modification.

Right-of-use assets are depreciated on a straight-line basis over the shorter of the lease term and useful life of the underlying asset. If a lease transfers ownership of the underlying asset or the cost of the right-of-use asset reflects that the Company expects to exercise a purchase option, the related right-of-use asset is depreciated over the useful life of the underlying asset. The depreciation starts at the commencement date of the lease.

For a contract that contain a lease component and one or more additional lease or non-lease components, the Company allocates the consideration in the contract to each lease component on the basis of the relative stand-alone price of the lease component and the aggregate stand-alone price of the non-lease components.



JSW ENERGY (BARMER) LIMITED

Notes to the Financial Statements for the year ended March 31, 2023

Note No.- 4 Property, plant and equipment

Particulars	₹ crore									
	Land Freehold	Buildings	Plant and equipment	Plant and equipment (Capital overhauling)	Furniture and Fixtures	Vehicles	Office Equipment	Right-of-use assets	Total	
I. Gross carrying value										
Balance as at April 01, 2021	26.55	847.21	5,070.95	31.30	7.43	0.88	4.20	-	5,988.51	
Additions	-	0.81	25.61	3.76	0.10	(0.09)	0.59	0.55	31.51	
Disposals/Other adjustments	-	-	-	-	-	-	-	-	(0.09)	
Balance as at March 31, 2022	26.55	848.02	5,096.56	35.06	7.53	0.88	4.79	0.55	6,019.93	
II. Accumulated depreciation										
Balance as at April 01, 2021	-	186.23	1,910.02	20.98	2.98	0.33	1.25	-	2,121.79	
Depreciation expense for the year ended March 31, 2022	-	31.15	319.37	5.21	0.83	0.07	0.31	0.03	356.97	
Eliminated on disposal of assets	-	-	-	-	-	-	-	-	-	
Balance as at March 31, 2022	-	217.38	2,229.39	26.19	3.81	0.40	1.56	0.03	2,478.76	
III. Net carrying value as at March 31, 2022	26.55	630.63	2,867.17	8.87	3.72	0.48	3.23	0.52	3,541.17	

Particulars	₹ crore									
	Land Freehold	Buildings	Plant and equipment	Plant and equipment (Capital overhauling)	Furniture and Fixtures	Vehicles	Office Equipment	Right-of-use assets	Total	
I. Gross Carrying Value										
Balance as at April 01, 2022	26.55	848.02	5,096.56	35.06	7.53	0.88	4.79	0.55	6,019.93	
Additions	3.07	0.30	32.62	3.53	0.08	0.48	0.51	-	40.59	
Disposals/Other adjustments	-	-	(0.36)	-	-	(0.01)	(0.03)	-	(0.40)	
Balance as at March 31, 2023	29.62	848.32	5,128.82	38.59	7.61	1.35	5.27	0.55	6,060.13	
II. Accumulated depreciation										
Balance as at April 01, 2022	-	217.38	2,229.39	26.19	3.81	0.40	1.56	0.03	2,478.76	
Depreciation expense for the year ended March 31, 2023	-	31.18	320.79	4.30	0.79	0.11	0.33	0.02	357.52	
Eliminated on disposal of assets	-	-	(0.20)	-	-	(0.01)	(0.03)	-	(0.24)	
Balance as at March 31, 2023	-	248.56	2,549.98	30.49	4.60	0.50	1.86	0.05	2,836.04	
III. Net carrying value as at March 31, 2023	29.62	599.76	2,578.84	8.10	3.01	0.85	3.41	0.50	3,224.09	

a) Refer Note 17 for the details in respect of certain property, plant and equipment hypothecated/mortgaged as security for borrowings.

b) Assets not owned by the Company included in building gross block ₹ 1.74 crore (previous year ₹ 1.74 crore) and plant & equipment ₹ 32.74 crore (previous year ₹ 32.74 crore). Details are as follows.

Description of the property	Gross carrying value (₹ crore)	Title deeds held in the name of	Shares of the Company in the property (%)	Whether title deed holder is a promoter, direct or relative of promoter/direct or employee of promoter /director	Property held since which date	Reason for not being held in the name of the company
33 KV Lines out side the plant	32.74	NA	-	NA	20 November 2014, 24 December 2014, 06 March 2015 and 30 June 2015	33 KV lines are under the custody of Rajasthan discoms.
Road out side the plant	1.74	NA	-	NA	31 January 2011 & 01st December 2017	Approach road to plant constructed by the Company on public land.



JSW ENERGY (BARMER) LIMITED

Notes to the Financial Statements for the year ended March 31, 2023

Note No.- 5 Capital work-in- progress

₹ crore

Particulars	As at March 31, 2023	As at March 31, 2022
Capital work-in-progress		
Plant and equipment and civil works	47.60	19.31
<b>TOTAL</b>	<b>47.60</b>	<b>19.31</b>

Particulars	Amount in CWIP as at March 31, 2023				Total
	< 1 year	1-2 years	2-3 years	> 3 years	
Projects in progress					
Electrostatic precipitators modification work (ESP)	4.84	-	-	-	4.84
Lime handling work	34.85	6.81	0.12	-	41.78
Others	0.98	-	-	-	0.98
<b>Total</b>	<b>40.67</b>	<b>6.81</b>	<b>0.12</b>	<b>-</b>	<b>47.60</b>

Particulars	Amount in CWIP as at March 31, 2022				Total
	< 1 year	1-2 years	2-3 years	> 3 years	
Projects in progress					
Electrostatic precipitators modification work (ESP)	10.75	0.16	-	0.16	11.07
Capital overhauling	6.81	0.11	0.06	-	6.98
Lime handling work	1.14	-	-	-	1.14
5.4 Mega watt solar project at cross country pump house	0.12	-	-	-	0.12
<b>Total</b>	<b>18.82</b>	<b>0.27</b>	<b>0.06</b>	<b>0.16</b>	<b>19.31</b>



**JSW ENERGY (BARMER) LIMITED**

Notes to the Financial Statements for the year ended March 31, 2023

Note No.- 6 Intangible assets

₹ crore

Particulars	Computer Software
<b>I. Gross carrying value</b>	
Balance as at April 01, 2021	1.96
Additions during the year ended March 31, 2022	0.14
Elimination on disposal of assets during the year ended March 31, 2022	-
<b>Balance as at March 31, 2022</b>	<b>2.10</b>
<b>II. Accumulated amortisation</b>	
Balance as at April 01, 2021	1.88
Amortisation expense for the year ended March 31, 2022	0.06
Elimination on disposal of assets during the year ended March 31, 2022	-
<b>Balance as at March 31, 2022</b>	<b>1.94</b>
<b>III. Net carrying value as at March 31, 2022</b>	<b>0.16</b>

₹ crore

Particulars	Computer Software
<b>I. Gross Carrying Value</b>	
Balance as at April 01, 2022	2.10
Additions during the year ended March 31, 2023	0.13
Elimination on disposal of assets during the year ended March 31, 2023	-
<b>Balance as at March 31, 2023</b>	<b>2.23</b>
<b>II. Accumulated amortisation</b>	
Balance as at April 01, 2022	1.94
Amortisation expenses for the year ended March 31, 2023	0.10
Elimination on disposal of assets during the year ended March 31, 2023	-
<b>Balance as at March 31, 2023</b>	<b>2.04</b>
<b>III. Net carrying value as at March 31, 2023</b>	<b>0.19</b>



**JSW ENERGY (BARMER) LIMITED**

Notes to the Financial Statements for the year ended March 31, 2023

Note No. -7 Investments

₹ crore

Particulars	As at March 31, 2023			As at March 31, 2022		
	No of Shares/Units	Current	Non current	No of Shares/Units	Current	Non current
<b>I. Quoted investments</b>						
<b>a) Designated as fair value through profit and loss</b>						
<b>Investments in mutual funds:</b>						
a) Aditya Birla Sunlife Overnight Fund Growth	36,04,639	10.48	-	33,07,798	116.30	-
b) Invesco India Money Market Fund - Growth	-	-	-	2,02,548	50.18	-
c) Kotak FMP Series 294 - Reg Growth	-	-	-	3,49,98,250	35.03	-
d) Kotak Liquid Fund Regular Plan Growth	-	-	-	5,49,170	234.99	-
e) SBI Premier Liquid fund- Regular plan - Growth	5,34,513	186.87	-	3,74,385	123.95	-
f) Nippon India Quarterly Interval Fund (9Brgg)	67,38,015	20.11	-	-	-	-
<b>Total aggregate quoted investments at carrying value</b>		<b>217.46</b>	-		<b>560.45</b>	-
<b>II. Unquoted investments</b>						
(a) Investments in equity instruments of joint venture <sup>1</sup>						
Equity share of ₹ 10 each fully paid up of Barmer Lignite Mining Company Limited (BLMCL)	98,00,000	-	9.80	98,00,000	-	9.80
(b) Investments in unsecured perpetual debt <sup>2</sup>						
JSW Neo Energy Limited	-	-	-	-	-	300.00
(c) Investments in government or trust securities						
6-Year national savings certificate ₹ 14,000 (previous year ₹ 14,000)	-	-	0.00	-	-	0.00
<b>Total aggregate unquoted investments at cost value</b>			<b>9.80</b>			<b>309.80</b>
<b>TOTAL</b>		<b>217.46</b>	<b>9.80</b>		<b>560.45</b>	<b>309.80</b>
1) Refer Note 17 for Investments in equity instruments of joint venture as security for borrowings.						
2) Refer Note 32(d) for unsecured perpetual debt to JSW Neo Energy Ltd (fellow subsidiary company)						



**JSW ENERGY (BARMER) LIMITED**

Notes to the Financial Statements for the year ended March 31, 2023

**Note No. - 8 Loans**

₹ crore

Particulars	As at March 31, 2023			As at March 31, 2022		
	Current	Non current	Total	Current	Non current	Total
Unsecured, considered good						
Loans to the joint venture company	-	567.64	567.64	-	567.64	567.64
Loans to the fellow subsidiary	-	-	-	68.48	-	68.48
Loans to holding company	1,670.00	-	1,670.00	-	-	-
<b>TOTAL</b>	<b>1,670.00</b>	<b>567.64</b>	<b>2,237.64</b>	<b>68.48</b>	<b>567.64</b>	<b>636.12</b>

Name of the Party	As at March 31, 2023			As at March 31, 2022		
	Current	Non current	Total	Current	Non current	Total
<b>Loans and advances in the nature of loans :</b>						
a) Barmer Lignite Mining Company Limited [Maximum amount outstanding during the current financial year: ₹ 567.64 crore (previous financial year: ₹ 567.64 crore)]	-	567.64	567.64	-	567.64	567.64
b) JSW Energy Limited [Maximum amount outstanding during the current financial year: ₹ 1,670 crore (previous financial year: Nil)]	1,670.00	-	1,670.00	-	-	-
c) JSW Neo Energy Limited [Maximum amount outstanding during the current financial year: ₹ 340.78 crore (previous financial year: ₹ 318.48 crore)]	-	-	-	68.48	-	68.48
1) Above loans have been given for business purposes.						

Particulars	As at March 31, 2023		As at March 31, 2022	
	Amount of loan outstanding - ₹ crore	% of Total Loans	Amount of loan outstanding - ₹ crore	% of Total Loans
Interest bearing loan given to joint venture company, Barmer Lignite Mining Company Limited @ 10% p.a	567.64	25.37%	567.64	89.23%
Interest free demand loan to holding company, JSW Energy Limited	1,670.00	74.63%	-	-
Interest free demand loan to fellow subsidiary, JSW Neo Energy Limited	-	-	68.48	10.77%
<b>TOTAL</b>	<b>2,237.64</b>	<b>100.00%</b>	<b>636.12</b>	<b>100.0%</b>



**JSW ENERGY (BARMER) LIMITED**

Notes to the Financial Statements for the year ended March 31, 2023

**Note No. - 9 Other financial assets**

₹ crore

Particulars	As at March 31, 2023		As at March 31, 2022	
	Current	Non current	Current	Non current
Unsecured, considered good				
<b>a) Security deposits</b>				
(i) Government/semi-government authorities	-	5.16	-	5.16
(ii) Related parties	-	0.45	-	0.45
<b>b) Earmarked cash and bank balances</b>				
- Margin money for security against the guarantees	-	10.42	-	0.14
<b>c) Interest receivable</b>				
(i) Interest accrued on loans to joint venture company	20.00	177.27	151.09	151.18
Less : Allowances for expected credit loss	(3.31)	(29.37)	(16.34)	(16.35)
(ii) Interest accrued on others	0.75	-	0.62	-
<b>TOTAL</b>	<b>17.44</b>	<b>163.93</b>	<b>135.37</b>	<b>140.58</b>

1) Security deposit of ₹ 0.30 crore given to JSW IP Holding Private Limited & ₹ 0.15 crore JSW Investment Private Limited for payment under protest towards appeal filed for applicability of VAT on branding fees.

**Note No :- 10 (A) Income tax assets (net)**

₹ crore

Particulars	As at March 31, 2023		As at March 31, 2022	
	Current	Non- Current	Current	Non- Current
Advance tax and tax deducted at source (net)	-	5.48	-	4.96
[Net of provision ₹ 467.26 crore (As at March 31, 2022 : ₹ 373.60 crore)]				
<b>TOTAL</b>	<b>-</b>	<b>5.48</b>	<b>-</b>	<b>4.96</b>

**Note No :- 10 (B) Current tax liability (net)**

Particulars	As at March 31, 2023		As at March 31, 2022	
	Current	Non- Current	Current	Non- Current
Provision for Income tax	1.83	-	-	-
[Net of advance tax and tax deducted at source ₹ 68.72 crore (As at March 31, 2022 : NIL)]				
<b>TOTAL</b>	<b>1.83</b>	<b>-</b>	<b>-</b>	<b>-</b>

**Note No :- 11 Other non-current and current assets**

₹ crore

Particulars	As at March 31, 2023		As at March 31, 2022	
	Current	Non- Current	Current	Non- Current
<b>Unsecured, considered good</b>				
(a) Capital advances	-	0.17	-	1.58
(b) Prepayments	16.56	0.81	8.93	0.23
(c) Advance to suppliers/contractors	0.86	-	1.45	-
(d) Receivable from the joint venture company	0.78	-	0.67	-
(e) Amount deposited with government authorities under protest <sup>1</sup>	-	43.93	-	27.98
(f) Other receivables	0.27	-	0.48	-
<b>TOTAL</b>	<b>18.47</b>	<b>44.91</b>	<b>11.53</b>	<b>29.79</b>

1) Amount paid to Indira Gandhi Nahar Pariyojana (IGNP) under protest against demand/invoice raised at increased rate with effect from May 14, 2020 for which matter is pending before the Double Bench of Honourable High Court, Jodhpur.



## JSW ENERGY (BARMER) LIMITED

Notes to the Financial Statements for the year ended March 31, 2023

### Note No. -12 Inventories

₹ crore

Particulars	As at March 31, 2023	As at March 31, 2022
(a) Raw materials-stock of fuel	123.29	74.92
(b) Stores and spares	23.12	22.52
<b>TOTAL</b>	<b>146.41</b>	<b>97.44</b>
1) Basis of valuation : Refer note 3.3 (VIII)		
2) Refer Note 17 for Inventories hypothecated as security against certain bank borrowings.		

### Note No. - 13 Trade receivables

₹ crore

Particulars	As at March 31, 2023	As at March 31, 2022
Unsecured, considered good	560.36	257.09
<b>TOTAL</b>	<b>560.36</b>	<b>257.09</b>
1) Refer Note 17 for trade receivables hypothecated as security for borrowing.		
2) Refer Note 34 for credit terms, ageing analysis and other relevant details related to trade receivables.		

As at March 31, 2023	Undisputed Trade Receivables		Disputed Trade Receivables	
	considered good	considered doubtful	considered good	considered doubtful
Outstanding for following periods from due date of payment				
Less than 6 months	492.14	-	-	-
6 months- 1 year	-	-	-	-
1-2 years	-	-	-	-
2-3 years	-	-	-	-
More than 3 years	-	-	68.22	-
<b>Total</b>	<b>492.14</b>	<b>-</b>	<b>68.22</b>	<b>-</b>

As at March 31, 2022	Undisputed Trade Receivables		Disputed Trade Receivables	
	considered good	considered doubtful	considered good	considered doubtful
Outstanding for following periods from due date of payment				
Less than 6 months	188.87	-	-	-
6 months- 1 year	-	-	-	-
1-2 years	-	-	-	-
2-3 years	-	-	-	-
More than 3 years	-	-	68.22	-
<b>Total</b>	<b>188.87</b>	<b>-</b>	<b>68.22</b>	<b>-</b>

### Note No. - 14 Cash and cash equivalents

₹ crore

Particulars	As at March 31, 2023	As at March 31, 2022
(a) Balances with banks		
(i) In Current accounts	68.74	173.50
(ii) In Deposit accounts	100.00	260.00
(b) Cash on hand	0.01	0.02
<b>TOTAL</b>	<b>168.75</b>	<b>433.52</b>

### Note No. - 15 Bank balances other than Cash and cash equivalents

₹ crore

Particulars	As at March 31, 2023	As at March 31, 2022
(a) Balances with banks		
(i) In deposit accounts	-	15.05
(b) Earmarked balance with bank		
(i) In deposit accounts <sup>1</sup>	19.38	10.00
<b>TOTAL</b>	<b>19.38</b>	<b>25.05</b>
1) Refer Note 17 for deposits amounting to ₹ 19.38 crore ( previous year ₹ 10.00 crore ) lien as security for borrowings.		



## JSW ENERGY (BARMER) LIMITED

Notes to the Financial Statements for the year ended March 31, 2023

Note No. - 16 (A): Equity share capital

₹ crore

Particulars	As at March 31, 2023		As at March 31, 2022	
	No. of shares	Amount	No. of shares	Amount
<b>Authorised:</b>				
Equity shares of ₹ 10 each	5,50,00,00,000	5,500.00	5,50,00,00,000	5,500.00
<b>Issued, Subscribed and Fully paid up:</b>				
Equity shares of ₹ 10 each	2,98,77,29,994	2,987.73	1,99,18,19,998	1,991.82

(i) Reconciliation of the number of shares outstanding at the beginning and at the end of the year ended March 31, 2023

Particulars	Opening balance as on April 01, 2022	Issuance of bonus shares (refer note 1 below)	Buy back of shares	Closing balance as on March 31, 2023
Equity shares with voting rights	1,99,18,19,998	99,59,09,996	-	2,98,77,29,994

1) During the previous financial year the Company had allotted 1,26,57,69,996 bonus equity shares of ₹ 10/- each in the proportion of 11 (eleven) equity shares of ₹ 10/- each for every 15 (fifteen) fully paid-up equity shares of ₹ 10/- each.

2) During the previous financial year the Company had buyback of 100,00,00,000 equity shares of ₹ 10/- each at par aggregating to ₹ 1000,00,00,000/- (Rupees One Thousand Crore only).

3) During the current financial year, the Company had allotted 99,59,09,996 bonus equity shares of ₹ 10/- each in the proportion of 1 (one) equity shares of ₹ 10/- each for every 2 (two) fully paid-up equity shares of ₹ 10/- each.

(ii) Details of aggregate shareholding by holding company

Particulars	As at March 31, 2023	As at March 31, 2022
	No. of shares	No. of shares
JSW Energy Limited (including nominee shareholders)	2,98,77,29,994	1,99,18,19,998

(iii) Rights, restrictions and preferences attached to equity shares

The Company has only one class of equity shares having a par value of ₹ 10 per share. Each holder of equity shares is entitled to one vote per share. In the event of liquidation of the Company, the shareholder of equity share will be entitled to receive remaining assets of the Company after distribution of all the preferential amount. Distribution will be in proportion to number of equity shares held by each shareholder.

(iv) Details of shareholding more than 5% of aggregate shares in the Company

Particulars	As at March 31, 2023	As at March 31, 2022
	No. of shares	No. of shares
JSW Energy Limited (including nominee shareholders)	2,98,77,29,994	1,99,18,19,998
% of Holding	100%	100%

(v) Details of share holding of promoters and % changes in holding company during the year

Particulars	As at March 31, 2023		As at March 31, 2022		% of change during the year
	No. of shares	% of total shares	No. of shares	% of total shares	
JSW Energy Limited (including nominee shareholders)	2,98,77,29,994	100%	1,99,18,19,998	100%	-



**JSW ENERGY (BARMER) LIMITED**

Notes to the Financial Statements for the year ended March 31, 2023

Note No. - 16 (B) Other equity

₹ crore

Particulars	Reserves and surplus				Items of other comprehensive income	Total other equity
	General reserve	Equity settled employee benefits reserve	Capital redemption reserve	Retained earnings	Remeasurements of the net defined benefit plans	
Balance at April 01, 2021	0.09	3.81	-	2,366.03	(1.01)	2,368.92
Profit for the year ended March 31, 2022	-	-	-	444.15	-	444.15
Other comprehensive income	-	-	-	-	(1.25)	(1.25)
<b>Total comprehensive income for the year ended March 31, 2022</b>	-	-	-	<b>444.15</b>	<b>(1.25)</b>	<b>442.90</b>
Issuance of bonus shares (refer note 16(A)(i)(1))	-	-	-	(1,265.77)	-	(1,265.77)
Transfer from/ to capital redemption reserve (CRR) for buy back of shares (refer note 16(A)(i)(2))	-	-	1,000.00	(1,000.00)	-	-
Share based payments	-	4.63	-	-	-	4.63
<b>Balance at March 31, 2022</b>	<b>0.09</b>	<b>8.44</b>	<b>1,000.00</b>	<b>544.41</b>	<b>(2.26)</b>	<b>1,550.68</b>
Profit for the year ended March 31, 2023	-	-	-	333.43	-	333.43
Other comprehensive income	-	-	-	-	(0.15)	(0.15)
<b>Total comprehensive income for the year ended March 31, 2023</b>	-	-	-	<b>333.43</b>	<b>(0.15)</b>	<b>333.28</b>
Issuance of bonus shares (refer note 16(A)(i)(3))	-	-	(995.91)	-	-	(995.91)
Share based payments	-	7.75	-	-	-	7.75
<b>Balance at as March 31, 2023</b>	<b>0.09</b>	<b>16.19</b>	<b>4.09</b>	<b>877.84</b>	<b>(2.41)</b>	<b>895.79</b>



**JSW ENERGY (BARMER) LIMITED**

Notes to the Financial Statements for the year ended March 31, 2023

**Note No. - 17 Borrowings**

₹ crore

Particulars	As at March 31, 2023		As at March 31, 2022	
	Current	Non current	Current	Non current
<b>Measured at amortised costs</b>				
<b>A. Secured borrowings</b>				
(a) Term loans				
(i) From banks	291.39	1,579.57	324.97	1,507.50
(ii) From financial institutions	14.45	-	19.00	14.45
Less: Unamortised borrowing costs				
(i) From banks	(2.04)	(4.46)	(2.06)	(3.46)
(ii) From financial institutions	(0.01)	-	(0.02)	(0.01)
(b) Cash credit	73.47	-	48.21	-
<b>Total secured borrowings</b>	<b>377.26</b>	<b>1,575.11</b>	<b>390.10</b>	<b>1,518.48</b>
<b>B. Unsecured borrowings</b>				
(a) Bills discounted	100.00	-	100.00	-
<b>Total unsecured borrowings</b>	<b>100.00</b>	<b>-</b>	<b>100.00</b>	<b>-</b>
<b>Total borrowings carried at amortised cost</b>	<b>477.26</b>	<b>1,575.11</b>	<b>490.10</b>	<b>1,518.48</b>

**Details of loan security**

**Rupee term loans mentioned in (A)(a) above are secured on a pari passu basis by**

A. Rupee term loan included in above aggregating of ₹ 600.96 crore (previous year ₹ Nil crore) are secured by a first ranking pari-passu hypothecation/charge/ mortgage/assignment/security interest on:

a) All the immovable and movable assets both present and future including the bank accounts, b) All revenues and receivables, c) All the rights, title and interest under each of the project documents and d) All the Insurance contracts and e) Debt service reserve accounts (DSRA)

B. Rupee term loan included in above aggregating of ₹ 300 crore (previous year ₹ Nil crore) are secured by a first pari-passu charge on the existing movable fixed assets.

C. Rupee term loan included in above aggregating of ₹ 430 crore (previous year ₹ 500 crore) are secured by a second ranking pari-passu charge over all the fixed and current assets

D. Rupee term loan included in above aggregating to ₹ 554.45 crore (previous year ₹ 627.45 crore) are secured by are secured by a first ranking pari-passu hypothecation/charge/ mortgage/assignment/security interest on:

a) All the immovable and movable assets both present and future including the bank accounts, b) All revenues and receivables, c) All the rights, title and interest under each of the project documents and d) All the Insurance contracts.

**Cash credit mentioned in (A) (b) above are secured on a pari passu basis by**

Cash credit facility amounting to ₹ 73.47 crore (previous year ₹ 48.21 crore) is secured by way of pari-passu charge on all movable and immovable assets of the company.

**Unsecured borrowing- Bill discounting mentioned in (B)**

Jodhpur Vidhyut Vitran Nigam Ltd. (JDVVNL), customer of the Company has paid ₹ 100 crore (previous year ₹ 100 crore) to the Company through bills discounting facility. The said facility was arranged by the Company from Kotak Bank on unsecured basis. The payable amount on the due date are to be paid by JDVVNL to Kotak Bank. All Discounting charges, any penal interest on overdue payment, other charges and expenses in this regard are to be borne by JDVVNL.

**Terms of repayment:**

Particulars	As at March 31, 2023	As at March 31, 2022
<b>From banks :</b>		
2 - 3 Years	691.32	772.06
4 - 5 Years	557.27	479.34
6 - 10 Years	330.98	256.10
<b>Total borrowings from banks</b>	<b>1,579.57</b>	<b>1,507.50</b>
<b>From financial institutions :</b>		
2 - 3 Years	-	14.45
<b>Total borrowings from financial institutions</b>	<b>-</b>	<b>14.45</b>

a) Rupee term loan mentioned in (A)-(i) amounting to ₹ 600.96 crore (previous year ₹ Nil) is repayable in 27 structured quarterly instalments ( previous year Nil instalments) from June 2023 to December 2029

b) Rupee term loan mentioned in (A)-(i) amounting to ₹ 300 crore (previous year ₹ Nil) is repayable in 20 equal quarterly instalments (previous year Nil instalments) from June 2023 to March 2028

c) Rupee term loan mentioned in (A)-(i) amounting to ₹ 430 crore (previous year ₹ 500 crore) is repayable in 14 structured quarterly instalments ( previous year 18 instalments) from June 2023 to September 2027.

d) Rupee Term loan mentioned in (A)-(i) amounting to ₹ 540 crore (previous year ₹ 594 crore) is repayable in 26 structured quarterly instalments ( previous year 30 instalments) from June 2023 to September 2029.

e) Rupee term loan mentioned in (A)-(ii) amounting to ₹ 14.45 crore (previous year ₹ 33.45 crore) is repayable in 3 structured quarterly instalments( previous year 7 instalments) from June 2023 to December 2023 ( previous year from June 2022 to December 2023)

f) Company has used the above borrowings from banks and financial institutions for the specific purpose for which it was taken as at Balance sheet date

g)The rate of interest rate for term loans from banks ranges from 6.65% to 9.15% p.a. ( previous year from 6.65% to 8.26% p.a.), term loans from financial institutions is 11.75% p.a. ( previous year 11.75% p.a.) and interest rate for Cash credit facility from banks ranges from 7.30% to 9.10% p.a. ( previous year from 7.50% to 8.75% p.a.)



JSW ENERGY (BARMER) LIMITED

Notes to the Financial Statements for the year ended March 31, 2023

Note No.- 18 Other financial liabilities (current)

₹ crore

Particulars	As at March 31, 2023	As at March 31, 2022
(a) Liability towards sharing of truing up & Fuel price adjustment	995.92	714.84
(b) Interest accrued but not due on borrowings	4.45	0.91
(c) Security deposits	★	0.04
(d) Payable towards capital expenditure	13.59	14.99
<b>TOTAL</b>	<b>1,013.96</b>	<b>730.78</b>
*Less than ₹ 50,000		



**JSW ENERGY (BARMER) LIMITED**

Notes to the Financial Statements for the year ended March 31, 2023

**Note No. - 19 Provisions**

₹ crore

Particulars	As at March 31, 2023		As at March 31, 2022	
	Current	Non current	Current	Non current
(a) Provision for gratuity	1.67	9.44	1.48	8.01
(b) Provision for compensated absences	3.13	2.00	1.16	8.71
<b>TOTAL</b>	<b>4.80</b>	<b>11.44</b>	<b>2.64</b>	<b>16.72</b>

1) Refer note 39 for the details of defined benefit plans and defined contribution plan of the Company

**Note No. - 20 Trade payables**

₹ crore

Particulars	As at March 31, 2023		As at March 31, 2022	
	Current	Non current	Current	Non current
(a) Total outstanding dues of micro enterprises and small enterprises; and	12.43	-	5.40	-
(b) Total outstanding dues of creditors other than micro enterprises and small enterprises	160.38	-	130.79	-
<b>TOTAL</b>	<b>172.81</b>	<b>-</b>	<b>136.19</b>	<b>-</b>

1) Refer Note 47 for disclosure under micro, small and Medium Enterprises Development Act.

As at March 31, 2023 Outstanding for following periods from due date of payment	Undisputed		Disputed	
	MSME	Others	MSME	Others
Not due	12.43	20.28	-	-
Unbilled	-	8.59	-	-
Less than 1 year	-	131.41	-	-
1-2 years	-	0.08	-	-
2-3 years	-	0.01	-	-
More than 3 years	-	0.01	-	-
<b>TOTAL</b>	<b>12.43</b>	<b>160.38</b>	<b>-</b>	<b>-</b>

As at March 31, 2022 Outstanding for following periods from due date of payment	Undisputed		Disputed	
	MSME	Others	MSME	Others
Not due	5.40	32.41	-	-
Unbilled	-	20.34	-	-
Less than 1 year	-	78.01	-	-
1-2 years	-	0.01	-	-
2-3 years	-	0.01	-	-
More than 3 years	-	0.01	-	-
<b>TOTAL</b>	<b>5.40</b>	<b>130.79</b>	<b>-</b>	<b>-</b>

**Note No.- 21 Other non current and current liabilities**

₹ crore

Particulars	As at March 31, 2023		As at March 31, 2022	
	Current	Non current	Current	Non current
(a) Advance received from customers	0.08	-	0.04	-
(b) Statutory dues	4.40	-	4.46	-
<b>TOTAL</b>	<b>4.48</b>	<b>-</b>	<b>4.50</b>	<b>-</b>



**JSW ENERGY (BARMER) LIMITED**

Notes to the Financial Statements for the year ended March 31, 2023

**Note No. - 22 Revenue from operations**

₹ crore

Particulars	For the year ended March 31, 2023	For the year ended March 31, 2022
(a) Revenue from sale of power	3,296.21	2,809.63
(b) Revenue from deviation settlement mechanism (DSM)	2.17	3.59
<b>Less :</b>		
(i) Revenue adjustment towards sharing of truing up & fuel price adjustment	(281.08)	(232.64)
(ii) Cash discount /rebate	(2.12)	(1.32)
	<b>3,015.18</b>	<b>2,579.26</b>
(c) Late payment surcharge received from beneficiaries	10.80	87.28
<b>TOTAL</b>	<b>3,025.98</b>	<b>2,666.54</b>

**Note No. - 23 Other income**

₹ crore

Particulars	For the year ended March 31, 2023	For the year ended March 31, 2022
<b>(a) Interest Income</b>		
(i) On loans given	56.76	56.76
(ii) On bank deposits	7.05	1.70
(iii) On others	★	0.03
<b>(b) Other Income</b>		
(i) Net gain on sale of current investments	36.67	14.50
(ii) Net gain on fair valuation of current investments through profit or loss	0.20	0.46
(iii) Operating lease rent income	0.04	0.07
(iv) Miscellaneous income	0.46	0.40
<b>TOTAL</b>	<b>101.18</b>	<b>73.92</b>
*Less than ₹ 50,000		



**JSW ENERGY (BARMER) LIMITED**

Notes to the Financial Statements for the year ended March 31, 2023

**Note No.- 24 Fuel costs**

₹ crore

Particulars	For the year ended March 31, 2023	For the year ended March 31, 2022
(a) Opening stock	74.92	122.79
(b) Add: purchases	1,974.22	1,404.99
	2,049.14	1,527.78
(c) Less: closing stock	123.29	74.92
<b>Cost of fuel consumed</b>	<b>1,925.85</b>	<b>1,452.86</b>

**Note No. - 25 Employee benefits expense**

₹ crore

Particulars	For the year ended March 31, 2023	For the year ended March 31, 2022
(a) Salaries and wages	60.08	58.41
(b) Contribution to provident and other funds <sup>1</sup>	5.07	4.34
(c) Share-based payments <sup>2</sup>	7.75	4.63
(d) Staff welfare expenses	3.49	3.56
<b>TOTAL</b>	<b>76.39</b>	<b>70.94</b>

1) Refer note 39 for the details of defined benefit plan and defined contribution plan of the Company.

2) Refer note 40 for the details of disclosure of employee stock options plans of the Company.

**Note No. -26 Finance costs**

₹ crore

Particulars	For the year ended March 31, 2023	For the year ended March 31, 2022
<b>(a) Interest expense</b>		
(i) Interest on rupee term loan	139.01	124.25
(ii) Interest on working capital loan	0.55	0.66
(iii) Interest on lease liabilities	0.05	0.07
<b>(b) Other borrowing costs</b>	6.65	11.62
<b>TOTAL</b>	<b>146.26</b>	<b>136.60</b>



**JSW ENERGY (BARMER) LIMITED**

**Notes to the Financial Statements for the year ended March 31, 2023**

**Note No. -27 Other expenses**

₹ crore

Particulars	For the year ended March 31, 2023	For the year ended March 31, 2022
(a) Stores and spares consumed	27.25	32.20
(b) Power & water	42.31	45.13
(c) Rent	0.70	0.60
(d) Repairs and maintenance	82.42	61.80
(e) Shared services expenses	2.48	2.27
(f) Rates and taxes	2.19	2.38
(g) Insurance charges	10.48	9.79
(h) Auditors' remuneration <sup>1</sup>	0.82	0.77
(i) Legal and other professional charges	9.06	2.58
(j) Travelling expenses	12.06	7.91
(k) Loss on disposal/discard of property, plant and equipment	0.06	-
(l) Corporate social responsibility expenses <sup>2</sup>	11.94	7.18
(m) Safety & security expenses	3.54	3.40
(n) Branding expenses	6.72	5.72
(o) Other general expenses	4.98	3.23
<b>TOTAL</b>	<b>217.01</b>	<b>184.96</b>
1) Refer Note no 46 for auditors' remuneration		
2) Refer Note no 45 for corporate social responsibility expenditure incurred by Company.		

**Note No. -28 Tax expense**

₹ crore

Particulars	For the year ended March 31, 2023	For the year ended March 31, 2022
(a) Current tax	70.59	93.92
(b) Deferred tax	19.55	(10.75)
(c) Deferred tax (recoverable) / payable in future tariff	(19.55)	10.75
<b>TOTAL</b>	<b>70.59</b>	<b>93.92</b>



JSW ENERGY (BARMER) LIMITED  
Notes to the Financial Statements for the year ended March 31, 2023

Note no.- 29 Financial Ratios

Sr. No.	Particulars	For the year ended March 31, 2023			For the year ended March 31, 2022	Variance (%)	Reason for variance over 25%
		Numerator	Denominator	Ratios			
1	Current Ratio (in times)	Current Assets	Current Liabilities	1.84	1.34	37%	Due to on demand loan given to the Holding Company
2	Debt-Equity Ratio (in times)	Total Borrowings	Net Worth	0.53	0.57	-7%	NA
3	Debt Service Coverage Ratio (in times)	Profit before Tax, Exceptional Items, Depreciation, Finance Charges	Finance Charges + Long Term Borrowings scheduled Principal repayments (excluding prepayments + refinancing) during the year	2.13	4.43	-52%	Due to lower profitability and increased borrowing for the year
4	Return on Equity Ratio (%)	Net profit after tax	Average Networth	8.98%	11.63%	-23%	NA
5	Inventory Turnover (no. of days)	Average Inventory	Fuel Cost + Stores & Spares Consumed + Purchase of stock in trade	23	30	-23%	NA
6	Debtors Turnover (no. of days)	Average Trade Receivables including unbilled revenue	Revenue from operations	80	93	-14%	NA
7	Payables Turnover (no. of days)	Average Trade payables	Cost of goods sold	29	40	-28%	Due to increase in cost of good sold pursuant to increase in fuel cost
8	Net Capital Turnover (in times)	Annual turnover	Working Capital (excluding current maturities of long term debt)	1.77	3.30	-46%	Due to increase in revenue for the year and current assets
9	Net Profit Margin (%)	Net profit for the year	Total Income	10.66%	16.21%	-34%	Due to lower profitability
10	Return on Capital Employed (%)	Profit after tax plus Interest on long term loans and debentures	Average capital employed	8.35%	10.42%	-20%	NA
11	Return on Investment (%)	Profit generated on sale of investment	Cost of investment	5.33%	3.17%	68%	Due to higher yield from mutual fund

Notes:

Networth = Equity + Other equity



**JSW Energy (Barmer) Limited**  
**Notes to the Standalone Financial Statements for the year ended March 31, 2023**

**Note no. 30- Critical accounting judgements and key sources of estimation uncertainty**

In the course of applying the policies outlined in all notes under note number 3 above, the Company is required to make judgements, estimates and assumptions about the carrying amount of assets and liabilities that are not readily apparent from other sources. The estimates and associated assumptions are based on historical experience and other factors that are considered to be relevant. Actual results may differ from these estimates.

The estimates and underlying assumptions are reviewed on an on-going basis. Revisions to accounting estimates are recognised in the period in which the estimate is revised if the revision affects only that period, or in the period of the revision and future period, if the revision affects current and future periods.

**Critical judgements in applying accounting policies**

**Revenue recognition**

The Company has evaluated the provisions of Ind AS 115 for recognition of revenue and considered reasonably certain to recognise revenue based on its tariff petition filed with the regulator and adhoc tariff given by regulatory body, Rajasthan Electricity Regulatory Commission (RERC).

**Key sources of estimation uncertainties**

• **Useful lives and residual value of property, plant and equipment**

Management reviews the useful lives and residual values of property, plant and equipment at least once a year. Such lives are dependent upon an assessment of both the technical lives of the assets and also their likely economic lives based on various internal and external factors including relative efficiency and operating costs. Accordingly, depreciable lives are reviewed annually using the best information available to the management.

• **Impairment of property plant and equipment**

At the end of each reporting period, the Company reviews the carrying amounts of its property, plant and equipment to determine whether there is any indication that those assets have suffered an impairment loss. If any such indication exists, the recoverable amount of the asset is estimated in order to determine the extent of the impairment loss (if any).

Recoverable amount is the higher of fair value less costs to sell and value in use. Value in use is usually determined on the basis of discounted estimated future cash flows. This involves management estimates on anticipated commodity prices, market demand and supply, economic and regulatory environment, discount rates and other factors. Any subsequent changes to cash flow due to changes in the above-mentioned factors could impact the carrying value of assets.

• **Contingencies**

In the normal course of business, contingent liabilities may arise from litigation and other claims against the Company. Potential liabilities that are possible but not probable of crystallising or are very difficult to



**JSW Energy (Barmer) Limited**  
**Notes to the Standalone Financial Statements for the year ended March 31, 2023**

quantify reliably are treated as contingent liabilities. Such liabilities are disclosed in the notes but are not recognised.

- **Shared based payments**

Estimating fair value for share-based payment transactions requires determination of the most appropriate valuation model, which is dependent on the terms and conditions of the grant. This estimate also requires determination of the most appropriate inputs to the valuation model including the expected life of the share option, volatility and dividend yield and making assumptions about them. This requires a reassessment of the estimates used at the end of each reporting period.

- **Tax**

The Company is subject to tax, principally in India. The amount of tax payable in respect of any period is dependent upon the interpretation of the relevant tax rules. Whilst an assessment must be made of deferred tax position of each entity within the Company, these matters are inherently uncertain until the position of each entity is agreed with the relevant tax authorities.

**Note no. 31- Revenue recognition**

- a. The Company has recognized the revenue from sale of power based on the adhoc interim tariff allowed by Rajasthan Electricity Regulatory Commission (RERC) vide Order dated March 26, 2021 and APTEL Order dated April 12, 2021 & October 07, 2022. The Company has provided impact of truing up and provision for fuel price adjustment amounting to ₹ 281.08 crore (previous year ₹ 232.64 crore) based on RERC regulation.

The above tariff is further subject to adjustment on account of final determination of transfer price of lignite.

- b. The Company had filed appeal before the APTEL against RERC Order on first year's tariff. APTEL had allowed the appeal in favor of the Company. Rajasthan discom had filed a review petition, which was also dismissed by the APTEL. Against APTEL Order, Rajasthan discom had filed a second appeal before Honorable Supreme court and the same is under consideration. The consequential adjustment of ₹ 166.79 crore, if any, will be made as and when the matter is finally settled. Also, refer note 43.
- c. The Company had filed appeal before APTEL against reduction of Station heat rate (SHR) in RERC Order and the same is pending in APTEL. The adjustment, if any required, will be made as and when the matter is finally settled. Impact of reduced SHR is ₹ 60.68 crore till financial year 2017-18. Also, refer note 43.
- d. The Company's appeal is pending before Honorable Supreme Court for FY 2012-13 against APTEL Order dated November 20, 2015 against disallowance of certain capital expenditure.

The Company's appeals are also pending before Appellate Tribunal of Electricity, New Delhi (APTEL) against the RERC Orders for FY 2009-10 to 2013-14 & For FY 2014-15 to FY 2016-17 against disallowance of certain capital expenditure and other aspects not considered by them.



**JSW Energy (Barmer) Limited**  
**Notes to the Standalone Financial Statements for the year ended March 31, 2023**

e. Details of revenue from contract with customers

₹ in crore

Particulars	For the year ended March 31, 2023	For the year ended March 31, 2022
Total revenue from contract with customers as mentioned above	3,298.38	2,813.22
Add: Rebate on prompt payment	(2.12)	(1.32)
Less Other adjustments [Refer note 31 (a) ]	(281.08)	(232.64)
Add: Late payment surcharge	10.80	87.28
<b>Net revenue from contract with customers as per contracted price</b>	<b>3,025.98</b>	<b>2,666.54</b>

- f. **Others: Ad-hoc/Interim tariff-** As per the implementation agreement between Government of Rajasthan and the Company, the sale price of lignite supplied by Barmer Lignite Mining Company Limited, a joint venture, to the Company has to be approved by RERC. Pending determination of transfer price of lignite (as the capital cost of lignite mine and mine development operator of BLMCL is yet to be approved by RERC), RERC has allowed only adhoc/interim transfer prices for the Company tariff. Such adhoc/interim transfer prices (to the extent subsequently modified by APTEL, as the case may be) have been kept as a base for revenue recognition by the Company and subject to adjustment, once the final tariff is determined by RERC.

**Note no. 32- Investments in joint venture & fellow subsidiary company.**

a. Details of material joint venture

Name of joint venture	Principal activity	Place of incorporation and principal place of business	Proportion of ownership interest / voting rights held by the Company	
			As at March 31, 2023	As at March 31, 2022
Barmer Lignite Mining Company Limited	Lignite mining	India	49.00%	49.00%

- b. **Summarised financial information of material joint venture-**The summarised financial information below represents amounts shown in the joint venture's financial statements prepared in accordance with Ind AS adjusted by the company for equity accounting purposes.

₹ crore

Particulars	As at March 31, 2023	As at March 31, 2022
Non-current assets	2,146.17	2,194.70
Current assets	528.07	502.68
Non-current liabilities	1,777.71	1,942.10
Current liabilities	778.29	679.65



**JSW Energy (Barmer) Limited**  
**Notes to the Standalone Financial Statements for the year ended March 31, 2023**

Cash and cash equivalents	3.47	0.92
Current financials liabilities	535.99	470.99
Non current financials liabilities	1,777.71	1,942.10

₹ crore

Particulars	For the year ended March 31, 2023	For the year ended March 31, 2022
Revenue	1,624.23	1,139.03
Profit from continuing operations	42.62	14.61
Other comprehensive income for the year	-	-
Total comprehensive income for the year	42.62	14.61
<b>The above profit for the year include the following:</b>		
Depreciation and amortisation	65.17	67.75
Other income	13.83	11.55
Interest expense	162.68	178.52
Income tax expense	29.54	21.10

**c. Subordinate debt to Barmer Lignite Mining Company Limited (joint venture company)**

The Company had given a subordinated loan of ₹ 567.64 crore (as at March 31, 2022 ₹ 567.64 crore) to Barmer Lignite Mining Company Limited, a joint venture ("BLMCL") of the company. The Management has filed the petition for approval of capital cost of BLMCL mines with Rajasthan Electricity Regulatory Commission (RERC). As the determination of transfer price of lignite is based on two-part tariff as per RERC regulations, approval of capital cost will result in the recovery of sub-ordinate loan as well.

Such subordinated unsecured loan carries an interest rate of 10% p.a. and is re-payable after the repayment of existing secured rupee term loan of BLMCL i.e. in FY 2038-39. There had been certain delays in payment of accrued interest on such subordinated loan. Outstanding interest accrued as at March 31, 2023 - ₹ 197.27 crore (as at March 31, 2022 ₹ 302.27 crore) by BLMCL owing to pending clarifications as sought by Comptroller and Auditor General of India (CAG) from Government of Rajasthan (GoR) and pending lenders' approval as sought by the Company, which have since been addressed/obtained. The Management has plan to recover entire interest receivable of ₹197.27 crore by March 31, 2025 through operational cash flows of BLMCL. Based on the plans for recovery, an allowance for expected credit loss of ₹ 32.69 crore (previous year ₹ 32.69 crore) is recognised in the financial statements on account of time value for money.

**d. Unsecured perpetual debt to JSW Neo Energy Ltd. (fellow subsidiary company)**

The Company had made an investment of unsecured perpetual debt of ₹ NIL (as at March 31, 2022 ₹ 300.00 crore) to JSW Neo Energy Limited, a fellow subsidiary company for meeting pre-operative expenditure, project expenditure and general corporate purposes. These securities are perpetual in nature with no maturity or redemption and are callable only at the option of the issuer.

The distributions on these securities are non-cumulative and at the rate at which dividend has been declared by the issuer on its equity shares for the respective financial year. As these securities are



**JSW Energy (Barmer) Limited**  
**Notes to the Standalone Financial Statements for the year ended March 31, 2023**

perpetual in nature and repayment shall rank senior to the issuers obligations to make payments / distribution in relation to its preference and equity share capital and any other securities at par with preference and equity share capital of the issuer Company and does not have any redemption obligation, these are considered to be in the nature of investment in equity instruments.

Relevant provisions of the Companies Act, 2013 has been complied with for aforementioned transactions by the Company.

**Note no. 33- Financial Instruments: Classifications and fair value measurements**

**(A) Financial Instruments by category:**

This note provides information about how the Company determines fair values of various financial assets and financial liabilities (which are measured at fair value through profit or loss).

Fair value hierarchy of financial assets/ liabilities	Valuation technique(s) and key input(s)
Level 1	Quoted (unadjusted) market prices in active markets for identical assets or liabilities.
Level 2	Discounted cash flow at a discount rate that reflects the issuer's current borrowing rate at the end of the reporting period.
Level 3	Income approach – the discounted cash flow method was used to capture the present value of the expected future economic benefits to be derived from the ownership of these investees.

**Fair value of financial assets and financial liabilities**

The management consider that the carrying amounts of financial assets and financial liabilities recognized in the financial statements approximate their fair values.

₹ crore

As at March 31, 2023	Carrying amount	Fair value	Level 1	Level 2	Level 3
<b>Financial assets</b>					
Current investments	217.46	217.46	217.46	-	
Loans & advances	2,237.64	2,237.64	-	-	2,237.64
Security deposits	5.61	5.61	-	-	-
Bank deposits with more than 12 months maturity	10.42	10.42	-	-	-
Interest receivable on sub-ordinate Debt	197.27	197.27	-	-	197.27
Less : Allowances for expected credit loss	(32.69)	(32.69)	-	-	(32.69)



**JSW Energy (Barmer) Limited**  
**Notes to the Standalone Financial Statements for the year ended March 31, 2023**

Interest accrued on deposits, loans and others	0.75	0.75	-	-	-
Trade receivables	560.36	560.36	-	-	-
Unbilled revenue	263.82	263.82	-	-	-
Cash and cash equivalents	168.75	168.75	-	-	-
Bank balances other than cash and cash equivalents	19.38	19.38	-	-	-
Investment in equity shares	9.80	9.80	-	-	-
<b>Total financial assets</b>	<b>3,658.58</b>	<b>3,658.58</b>	<b>217.46</b>	<b>-</b>	<b>2,402.22</b>
<b>Financial liabilities</b>					
Borrowings	2,052.37	2,052.37	-	-	2,052.37
Lease liabilities	0.52	0.52	-	-	-
Trade payables	172.81	172.81	-	-	-
Liability towards sharing of truing up (gain)/loss & Fuel price adjustment	995.92	995.92	-	-	-
Payable towards capital expenditure	13.59	13.59	-	-	-
Security deposits	*	*	-	-	-
Interest accrued but not due on borrowings	4.45	4.45	-	-	-
<b>Total financial liabilities</b>	<b>3,239.66</b>	<b>3,239.66</b>	<b>-</b>	<b>-</b>	<b>2,052.37</b>

\*Less than ₹ 50,000/-

₹ crore

As at March 31, 2022	Carrying amount	Fair value	Level 1	Level 2	Level 3
<b>Financial assets</b>					
Current investments	560.45	560.45	560.45		
Loans & advances	636.12	636.12			636.12
Security deposits	5.61	5.61			
Bank deposits with more than 12 months maturity	0.14	0.14			
Interest receivable on sub-ordinate debt	302.27	302.27			302.27
Less : Allowances for expected credit loss	(32.69)	(32.69)			(32.69)
Interest accrued on deposits, loans and others	0.62	0.62			
Trade receivables	257.09	257.09			
Unbilled revenue	240.09	240.09			
Cash and cash equivalents	433.52	433.52			
Bank balances other than cash and cash equivalents	25.05	25.05			
Investment in equity shares	9.80	9.80			
Investments in unsecured perpetual debt	300.00	300.00			
<b>Total financial assets</b>	<b>2,738.07</b>	<b>2,738.07</b>	<b>560.45</b>	<b>-</b>	<b>905.70</b>
<b>Financial liabilities</b>					
Borrowings	2,008.58	2,008.58			2,008.58
Lease liabilities	0.52	0.52			



**JSW Energy (Barmer) Limited**  
**Notes to the Standalone Financial Statements for the year ended March 31, 2023**

Trade payables	136.19	136.19			
Liability towards sharing of truing up (gain)/loss & Fuel price adjustment	714.84	714.84			
Payable towards capital expenditure	14.99	14.99			
Security deposits	0.04	0.04			
Interest accrued but not due on borrowings	0.91	0.91			
<b>Total financial liabilities</b>	<b>2,876.07</b>	<b>2,876.07</b>	-	-	<b>2,008.58</b>

The fair values of the financial assets and financial liabilities included in the level 2 and level 3 categories above have been determined in accordance with generally accepted pricing models based on a discounted cash flow analysis, with the most significant inputs being the discount rate that reflects the credit risk of counterparties.

**(B) Capital management**

The Company being in a capital intensive industry, its objective is to maintain a strong credit rating healthy capital ratios and establish a capital structure that would maximise the return to stakeholders through optimum mix of debt and equity.

The Company's capital requirement is mainly to fund its capacity expansion, repayment of principal and interest on its borrowings and strategic acquisitions. The principal source of funding of the Company has been, and is expected to continue to be, cash generated from its operations supplemented by funding from bank borrowings and the capital markets. The Company is not subject to any externally imposed capital requirements.

The Company regularly considers other financing and refinancing opportunities to diversify its debt profile, reduce interest cost and elongate the maturity of its debt portfolio, and closely monitors its judicious allocation amongst competing capital expansion projects and strategic acquisitions, to capture market opportunities at minimum risk.

The Company monitors its capital using **Gearing ratio**, which is net debt divided to total equity as given below:

Particulars	₹ crore	
	As at March 31, 2023	As at March 31, 2022
(i) Debt	2,052.37	2,008.58
(ii) Cash and cash equivalents including other bank balances	(386.21)	(1,009.02)
<b>Net debt (i-ii)</b>	<b>1,666.16</b>	<b>999.56</b>
Total equity	3,883.52	3,542.50
<b>Net debt to equity ratio</b>	<b>0.43</b>	<b>0.28</b>

(i) Debt includes long-term debt, (both current and non-current) and short-term debt.

(ii) Cash and cash equivalents Includes cash and cash equivalents, balances in bank deposits (other than earmarked deposits) and investments in mutual fund as described in note 14, note 15 and note 7



**JSW Energy (Barmer) Limited**  
**Notes to the Standalone Financial Statements for the year ended March 31, 2023**

**Net debt reconciliation**

Particulars	₹ crore	
	As at March 31,2023	As at March 31,2022
<b>Opening balance of debt</b>	<b>2,014.13</b>	<b>1,509.68</b>
Proceeds from borrowings	980.08	1,200.00
Repayment of borrowings	(935.33)	(695.55)
<b>Closing balance of debt</b>	<b>2,058.88</b>	<b>2,014.13</b>
Unamortised borrowing costs	(6.50)	(5.55)
<b>Balance of debt at the end of year (net of unammortised cost)</b>	<b>2,052.37</b>	<b>2,008.58</b>
Cash and bank balances	(386.21)	(1,009.02)
<b>Net debt net of cash and bank balance</b>	<b>1,666.16</b>	<b>999.56</b>

**(C) Risk Management Strategies**

**Financial risk management objectives**

The Company's corporate treasury function provides services to the business, co-ordinates access to domestic and international financial markets, monitors and manages the financial risks relating to the operations of the company. These risks include market risk (including currency risk, interest rate risk and other price risk), credit risk and liquidity risk.

The Company seeks to minimise the effects of these risks by using derivative financial instruments to hedge risk exposures, wherever required. The use of financial derivatives is governed by the company's policies approved by the board of directors, which provide written principles on foreign exchange and commodity price risk, the use of financial derivatives and non-derivative financial instruments, and the investment of excess liquidity. Compliance with policies and exposure limits is reviewed by the internal auditors on a continuous basis. The company does not enter into or trade financial instruments, including derivative financial instruments, for speculative purposes.

**(i) Foreign currency risk management**

The Company undertakes transactions denominated in foreign currencies; consequently, exposures to exchange rate fluctuations arise. Exchange rate exposures are managed within approved policy parameters. The year-end foreign currency exposures that have not been hedged by a derivative instrument or otherwise are given below.

The carrying amounts of the Company's foreign currency denominated monetary assets and monetary liabilities at the end of the reporting period are as follow

**As at March 31, 2023**

Financial Liabilities	USD(\$)	₹ crore
<b>Non-current liabilities</b>		
Long term borrowings	-	-
<b>Trade and other payables and acceptances</b>		
Trade payables - Other than acceptances	9,072	0.07



**JSW Energy (Barmer) Limited**  
**Notes to the Standalone Financial Statements for the year ended March 31, 2023**

<b>Other current financial liabilities</b>		
Current maturities of long-term debt	-	-
Interest accrued but not due on borrowings	-	-
<b>Total financial liabilities (A)</b>	-	-
<b>Financial Assets</b>	<b>USD(\$)</b>	<b>₹ crore</b>
<b>Current assets</b>		
Other advances	-	-
<b>Total financial assets (B)</b>	-	-
<b>Excess of financial liabilities over financial assets (A-B)</b>	-	-

**As at March 31, 2022**

<b>Financial liabilities</b>	<b>USD(\$)</b>	<b>₹ crore</b>
<b>Non-current liabilities</b>		
Long term borrowings	-	-
<b>Trade and other payables and acceptances</b>		
Trade payables - Other than acceptances	-	-
<b>Other current financial liabilities</b>		
Current maturities of long-term debt	-	-
Interest accrued but not due on borrowings	-	-
<b>Total financial liabilities (A)</b>	-	-
<b>Financial assets</b>	<b>USD(\$)</b>	<b>₹ crore</b>
<b>Current assets</b>		
Other advances	-	-
<b>Total financial assets (B)</b>	-	-
<b>Excess of financial liabilities over financial assets (A-B)</b>	-	-

**(ii) Interest rate risk management**

Interest rate risk is the risk that the fair value or future cash flows of a financial instrument will fluctuate because of changes in market interest rates. The Company's exposure to the risk of changes in market interest rates relates primarily to the Company's long-term debt obligations with floating interest rates. The risk is managed by the Company by maintaining an appropriate mix between fixed and floating rate borrowings.

**Interest rate sensitivity analysis**

The sensitivity analyses below have been determined based on the exposure to interest rates for non-derivative instruments at the end of the reporting period. For floating rate liabilities, the analysis is prepared assuming the amount of the liability outstanding at the end of the reporting period was outstanding for the whole year. A 50 basis point increase or decrease is used when reporting interest rate risk internally to key management personnel and represents management's assessment of the reasonably possible change in interest rates.



**JSW Energy (Barmer) Limited**  
**Notes to the Standalone Financial Statements for the year ended March 31, 2023**

The following table provides a break-up of the Company's fixed and floating rate borrowings:

Particulars	₹ crore	
	As at March 31, 2023	As at March 31, 2022
Fixed rate borrowings-LIC	14.45	33.45
Floating rate borrowings	1,870.96	1,832.47
<b>Total borrowings</b>	<b>1,885.41</b>	<b>1,865.92</b>

If interest rates had been 50 basis points higher/lower and all other variables were held constant, the Company's profit for the year ended March 31, 2023 would decrease/increase by ₹ 8.84 Crore (for the year ended March 31, 2022: decrease/increase by ₹ 8.76 Crore). This is mainly attributable to the Company's exposure to interest rates on its variable rate borrowings.

**(iii) Credit risk management**

Credit risk refers to the risk that a counter party will default on its contractual obligations resulting in financial loss to the Company. The Company has adopted a policy of only dealing with creditworthy counterparties and obtaining sufficient collateral, where appropriate, as a means of mitigating the risk of financial loss from defaults. The Company's exposure and the credit ratings of its counterparties are continuously monitored.

In addition, the Company is exposed to credit risk in relation to financial guarantees given to banks provided by the Company. The Company's maximum exposure in this respect is the maximum amount the Company could have to pay if the guarantee is called on. No amount has been recognised in the financial position as financial liabilities.

**(iv) Liquidity risk management**

Ultimate responsibility for liquidity risk management rests with the Board of Directors, which has established an appropriate liquidity risk management framework for the management of the Company's short-term, medium-term and long-term funding and liquidity management requirements. The Company manages liquidity risk by maintaining adequate reserves, banking facilities and reserve borrowing facilities, by continuously monitoring forecast and actual cash flows, and by matching the maturity profiles of financial assets and liabilities. The table below provides details regarding the remaining contractual maturities of financial liabilities as on reporting date.

**As at March 31, 2023**

Particulars	₹ crore			
	< 1 year	1-5 years	> 5 years	Total
<b>Non-current liabilities</b>				
Long term borrowings	-	1,248.59	330.98	1,579.57
<b>Total non-current liabilities</b>	-	<b>1,248.59</b>	<b>330.98</b>	<b>1,579.57</b>
<b>Current liabilities</b>				
Trade payables	172.81	-	-	172.81
<b>Other current financial liabilities</b>				
Current maturities of long-term debt	303.80	-	-	303.80
Cash credit	73.47	-	-	73.47
Bill discounting	100.00	-	-	100.00



**JSW Energy (Barmer) Limited**  
**Notes to the Standalone Financial Statements for the year ended March 31, 2023**

Truing up and fuel price adjustment provision	995.92	-	-	995.92
Interest accrued but not due on borrowings	4.45	-	-	4.45
Security deposits	*	-	-	*
Payable towards capital expenditure	13.59	-	-	13.59
<b>Total current liabilities</b>	<b>1,664.04</b>	<b>-</b>	<b>-</b>	<b>1,664.04</b>
<b>Total financial liabilities</b>	<b>1,664.04</b>	<b>1,248.59</b>	<b>330.98</b>	<b>3,243.61</b>
<b>Non current assets</b>				
Non-current investment	-	-	9.80	9.80
Long term loans and advances	-	-	567.64	567.64
Interest accrued on loans to related parties	-	177.27	-	177.27
Less: Allowances for expected credit loss	-	(29.37)	-	(29.37)
Security deposits	-	5.61	-	5.61
Bank deposits with more than 12 months maturity	-	10.42	-	10.42
<b>Total non current assets</b>	<b>-</b>	<b>163.93</b>	<b>577.44</b>	<b>741.37</b>
<b>Current assets</b>				
Investments in mutual funds	217.46	-	-	217.46
Loan and advances	1,670.00	-	-	1,670.00
Trade receivables	560.36	-	-	560.36
Unbilled revenue	263.82	-	-	263.82
Cash and cash equivalents	168.75	-	-	168.75
Bank balances other than Cash and cash equivalents	19.38	-	-	19.38
Interest accrued on others	0.75	-	-	0.75
Interest accrued on loans to related parties	20.00	-	-	20.00
Less: Allowances for expected credit loss	(3.31)	-	-	(3.31)
<b>Total current assets</b>	<b>2,917.21</b>	<b>-</b>	<b>-</b>	<b>2,917.21</b>
<b>Total financial assets</b>	<b>2,917.21</b>	<b>163.93</b>	<b>577.44</b>	<b>3,658.58</b>

\*Less than ₹ 50,000/-

**As at March 31, 2022**

Particulars	₹ crore			
	< 1 year	1-5 years	> 5 years	Total
<b>Non-current liabilities</b>				
Long term borrowings	-	1,265.85	256.10	1,521.95
<b>Total non-current liabilities</b>	<b>-</b>	<b>1,265.85</b>	<b>256.10</b>	<b>1,521.95</b>
<b>Current liabilities</b>				
Trade payables	136.19	-	-	136.19
<b>Other current financial liabilities</b>				
Current maturities of long-term debt	341.89	-	-	341.89
Cash credit	48.21	-	-	48.21
Bill discounting	100.00	-	-	100.00
Truing up and fuel price adjustment provision	714.84	-	-	714.84



**JSW Energy (Barmer) Limited**  
**Notes to the Standalone Financial Statements for the year ended March 31, 2023**

Interest accrued but not due on borrowings	0.91	-	-	0.91
Security deposits	0.04	-	-	0.04
Payable towards capital expenditure	14.99	-	-	14.99
<b>Total current liabilities</b>	<b>1,357.07</b>	-	-	<b>1,357.07</b>
<b>Total financial liabilities</b>	<b>1,357.07</b>	<b>1,265.85</b>	<b>256.10</b>	<b>2,879.02</b>
<b>Non current assets</b>				
Non-current investment	-	-	309.80	309.80
Long term loans and advances	-	-	567.64	567.64
Interest accrued on loans to related parties	-	151.18	-	151.18
Less: Allowances for expected credit loss	-	(16.35)	-	(16.35)
Security deposits	-	5.61	-	5.61
Bank deposits with more than 12 months maturity	-	0.14	-	0.14
<b>Total non current assets</b>	<b>-</b>	<b>140.58</b>	<b>877.44</b>	<b>1,018.02</b>
<b>Current assets</b>				
Investments in mutual funds	560.45	-	-	560.45
Loan and advances	68.48	-	-	68.48
Trade receivables	257.09	-	-	257.09
Unbilled revenue	240.09	-	-	240.09
Cash and cash equivalents	433.52	-	-	433.52
Bank balances other than Cash and cash equivalents	25.05	-	-	25.05
Interest accrued on others	0.62	-	-	0.62
Interest accrued on loans to related parties	151.09	-	-	151.09
Less: Allowances for expected credit loss	(16.34)	-	-	(16.34)
<b>Total current assets</b>	<b>1,720.05</b>	-	-	<b>1,720.05</b>
<b>Total financial assets</b>	<b>1,720.05</b>	<b>140.58</b>	<b>877.44</b>	<b>2,738.07</b>

**(v) Regulatory risk management**

**(a) Fuel prices risk management**

Lignite has been considered as primary fuel for the Company. The Company has entered into fuel supply agreement with BLMCL for lignite supply from the captive lignite mines of Kapurdi and Jalipa mines.

The interruption in the supply of lignite due to regulatory changes, weather conditions, strike by mine workers and closure of mines due to force majeure can impact the availability and/or cost of lignite.

The Company regularly broadens the sources (vendors) and maintains optimum fuel and stock level.

**(b) Power offtake risk management**

Company has signed power purchase agreement (PPA) with Jaipur Vidyut Vitaran Nigam (Procurer 1), Ajmer Vidyut Vitaran Nigam (Procurer 2) and Jodhpur Vidyut Vitaran Nigam (Procurer 3) for sale of entire electrical output for the period of 30 years till March 15, 2043.

**Note no. 34- Trade receivables**



**JSW Energy (Barmer) Limited**  
**Notes to the Standalone Financial Statements for the year ended March 31, 2023**

(A) The credit period allowed to customers is 30 days. Customers of the Company are State Government bodies (DISCOMM). Concentration of credit risk is minimal due to the fact that the customer base consists of state Government bodies (DISCOMM).

Trade receivables disclosed above include amounts (see below for aged analysis) that are past due at the end of the reporting period for which the company has not recognised an allowance for doubtful debts because there has not been a significant change in credit quality and the amounts are still considered recoverable.

Allowances, if any, for doubtful debts are recognised against trade receivables based on estimated irrecoverable amounts determined by reference to past default experience of the counterparty and an analysis of the counterparty's current financial position. In determining the allowances for doubtful trade receivables, the company has used a practical expedient by computing the expected credit loss allowance for trade receivables based on a provision matrix. The provision matrix takes into account historical credit loss experience and is adjusted for forward looking information. The expected credit loss allowance is based on the ageing of the receivables that are due and rates used in the provision matrix.

**Age of receivables (including unbilled revenue)**

Particulars	As at March 31, 2023	As at March 31, 2022
Within the credit period (30 Days)	459.22	328.97
1-30 days past due	-	-
31-60 days past due	196.74	-
61-90 days past due	-	-
91-180 days past due (refer note no C)	100.00	100.00
181-365 days past due	-	-
<b>More than one year</b>	-	-
>1 year to 2 year	-	-
More than 2 years to 3 years	-	-
More than 3 years (refer note no B)	68.22	68.22
<b>Total trade receivables</b>	<b>824.18</b>	<b>497.19</b>

(B) Trade receivables, unsecured and considered good and recoverable includes ₹ 68.22 crore (previous year ₹ 68.22 crore) towards interest and rebate adjusted by discoms but not accepted by the Company. Matter is pending with Appellate Tribunal. The Company has filed petition before RERC/APTEL for recovery of the above dues and management is confident to recover the said amount.

(C) Jodhpur Vidhyut Vitran Nigam Ltd. (JDVVNL), customer of the Company has paid ₹ 100 crore to the Company through bills discounting facility. The said facility was arranged by the Company from Kotak Bank on unsecured basis. The payable amount on the due date will be paid by JDVVNL to Kotak Bank. All Discounting charges, any penal interest on overdue payment, other charges and expenses in this regard are to be borne by JDVVNL. However, till the maturity of the said bill, Company has disclosed the same under trade receivables and also equivalent amount under short term borrowings. Also, refer note no.17(B).



**JSW Energy (Barmer) Limited**  
**Notes to the Standalone Financial Statements for the year ended March 31, 2023**

**Note no. 35- Deferred tax assets (liabilities)**

Significant components of deferred tax assets / (liabilities), deductible temporary differences and unused tax losses recognised in the financial statements are as follows.

₹ crore

Particulars	As at March 31, 2022	Recognised / (reversed) through profit or loss / OCI / equity	As at March 31, 2023
Property, plant & equipment	(476.14)	(54.43)	(530.57)
Others	(1.78)	(0.32)	(2.10)
MAT credit	532.95	35.20	568.15
<b>Payable in future tariff</b>	<b>(55.03)</b>	<b>19.55</b>	<b>(35.48)</b>

₹ crore

Particulars	As at March 31, 2021	Recognised / (reversed) through profit or loss / OCI / equity	As at March 31, 2022
Property, plant & equipment	(418.94)	(57.20)	(476.14)
Others	(1.90)	0.12	(1.78)
MAT credit	465.12	67.83	532.95
<b>Payable in future tariff</b>	<b>(44.28)</b>	<b>(10.75)</b>	<b>(55.03)</b>

**Note no. 36- Income tax**

The income tax expense for the year can be reconciled to the accounting profit as follows

₹ crore

Particulars	For the year ended March 31, 2023	For the year ended March 31, 2022
Profit before Tax	404.02	538.07
Enacted tax rate	34.94	34.94
<b>Computed expected tax expense</b>	<b>141.18</b>	<b>188.03</b>
Tax effect due to tax holiday	(52.08)	(107.11)
Effect of non-deductible expenses	4.17	2.52
Effect of taxes (recoverable)/ payable in future tariff	(19.55)	10.75
Others	(3.13)	(0.27)
<b>Income tax expense</b>	<b>70.59</b>	<b>93.92</b>



**JSW Energy (Barmer) Limited**  
**Notes to the Standalone Financial Statements for the year ended March 31, 2023**

**Note no. 37- Operating segment**

In accordance with the Ind AS 108, 'Operating Segments' the segment information is disclosed in the consolidated financial statements of the ultimate holding company i.e. JSW Energy Limited and therefore no separate disclosure on segment information is given in the Company's financial statements for the year ended March 31, 2023.

**Note no. 38- Earnings per share (EPS)**

Particulars	For the year ended March 31, 2023	For the year ended March 31, 2022
Profit attributable to equity holders of the Company [₹ crore] [A]	333.43	444.15
Weighted average number of equity shares for basic & diluted EPS [B]	2,98,77,30,000	2,98,77,30,000
Earnings per share - basic & diluted [₹] - [A/B]	1.12	1.49
Nominal value of an equity share [₹]	10	10

**Note no. 39- Employee benefit plans**

**Defined contribution plans-provident fund**

The Company has certain defined contribution plans in which both employee and employer contribute monthly at the rate of 12% of basic salary as per regulations to provident fund set up as trust and to the respective regional provident fund commissioner. The company which contributes to the provident fund set up as a trust are liable for future provident fund benefits to the extent of its annual contribution and any shortfall in fund assets based on government specified minimum rates of return relating to current period service and recognises such contributions and any shortfall, if any, as an expense for the year incurred.

Company contribution to Provident fund and National pension scheme of ₹ 3.34 crore (Previous Year ₹ 3.06 crore)

Retirement benefits in the form of provident fund and national pension scheme which are defined contribution schemes are charged to the statement of profit and loss for the period in which the contributions to the respective funds accrue as per relevant rules / statutes.

Contribution to defined contribution plans, recognised in statement of profit and loss, for the year is as under:

₹ in crore

Particulars	For year ended March 31, 2023	For year ended March 31, 2022
Employer's contribution to provident fund	2.42	2.26
Employer's contribution to national pension scheme	0.92	0.80



**JSW Energy (Barmer) Limited**  
**Notes to the Standalone Financial Statements for the year ended March 31, 2023**

The Employer established provident fund trust was surrendered to the provident fund authorities w.e.f January 01, 2021 and correspondingly, the employees provident fund balances lying with the provident fund trust were transferred to the respective employee's accounts with provident fund authorities.

**Defined benefits plans-Gratuity**

The Company provides for gratuity for employees as per the Payment of Gratuity Act, 1972. The amount of gratuity shall be payable to an on the termination of his employment after he has rendered continuous service for not less than five years, or on their superannuation or resignation. However, in case of death of an employee, the minimum period of five years shall not be required. The amount of gratuity payable on retirement / termination is the employees last drawn basic salary per month computed proportionately for 15 days salary multiplied by the number of years' service completed. The gratuity plan is a funded plan administered by a separate Fund that is legally separated from the entity and the company makes contributions to the insurer (LIC). The company does not fully fund the liability and maintains a target level of funding to be maintained over period of time based on estimations of expected gratuity payments.

The Company has a policy on compensated absences with provisions on accumulation and encashment by the employees during employment or on separation from the company due to death, retirement or resignation. The expected cost of compensated absences is determined by actuarial valuation performed by an independent actuary at the balance sheet date using projected unit credit method.

The plans in India typically expose the Company to the following actuarial risks

Investment risk	The present value of the defined benefit plan liability is calculated using a discount rate determined by reference to market yields at the end of the reporting period on government bond yields; if the return on plan asset is below this rate, it will create a plan deficit. Currently the plan has a relatively balanced investment in equity securities and debt instruments.
Interest risk	A fall in the discount rate, which is linked, to the G-Sec rate will increase the present value of the liability requiring higher provision. A fall in the discount rate generally increases the mark to market value of the assets depending on the duration of asset.
Asset Liability matching risk	The plan faces the ALM risk as to the matching cash flow. Since the plan is invested in lines of Rule 101 of Income Tax Rules, 1962, this generally reduces ALM risk.
Mortality risk	Since the benefits under the plan is not payable for life time and payable till retirement age only, plan does not have any longevity risk.
Concentration risk	Plan is having a concentration risk as all the assets are invested with the insurance company and a default will wipe out all the assets. Although probability of this is very less as insurance companies have to follow regulatory guidelines.
Salary risk	The present value of the defined benefit plan liability is calculated by reference to the future salaries of plan participants. As such, an increase in the salary of the plan participants will increase the plan's liability.

The risk relating to benefits to be paid to the dependents of plan members (widow and orphan benefits) is re-insured by an external insurance company. No other post-retirement benefits are provided to these employees.



**JSW Energy (Barmer) Limited**  
**Notes to the Standalone Financial Statements for the year ended March 31, 2023**

The present value of the defined benefit obligation, and the related current service cost and past service cost, were measured using the projected unit credit method.

Changes in the present value of the defined benefit obligation are, as follows

	₹ crore
<b>Defined benefit obligation as at March 31, 2021</b>	<b>8.44</b>
Interest cost	0.58
Current service cost	0.74
Liability transferred In/out (net) from group company	(0.11)
Benefits paid	(0.33)
Actuarial (gains)/loss	1.51
<b>Defined benefit obligation as at March 31, 2022</b>	<b>10.83</b>
Interest cost	0.78
Current service cost	0.84
Liability transferred In/out (net) from group company	(0.09)
Benefits paid	(0.70)
Actuarial (gains)/loss	0.19
<b>Defined benefit obligation as at March 31, 2023</b>	<b>11.86</b>

Changes in the defined benefit obligation and fair value of plan assets as at March 31, 2023

		₹ crore		
Particulars		Defined Benefit Obligation	Fair Value of Plan assets	Benefit Liability
<b>Opening Balance as on April 01, 2022</b>		<b>10.83</b>	<b>1.34</b>	<b>9.49</b>
<b>Gratuity cost charged to profit or loss</b>	Service cost	0.84	-	0.84
	Net interest expense	0.78	0.10	0.69
	<b>Sub-total included in profit or loss</b>	<b>1.63</b>	<b>0.10</b>	<b>1.53</b>
<b>Benefits paid</b>		<b>(0.70)</b>	<b>(0.70)</b>	-
<b>Net liability/(Asset) Transfer In (out)</b>		<b>(0.09)</b>	-	<b>(0.09)</b>
<b>Remeasurement gains/(losses) in other comprehensive income</b>	Return on plan assets (excluding amounts included in net interest expense)	-	0.01	(0.01)
	Actuarial changes arising from changes in demographic assumptions	-	-	-
	Actuarial changes arising from changes in financial assumptions	(0.32)	-	(0.32)
	Experience adjustments	0.51	-	0.51
	<b>Sub-total included in OCI</b>	<b>0.19</b>	<b>0.01</b>	<b>0.18</b>
<b>Contributions by employer</b>		-	-	-
<b>Closing Balance as on March 31, 2023</b>		<b>11.86</b>	<b>0.75</b>	<b>11.11</b>



**JSW Energy (Barmer) Limited**  
**Notes to the Standalone Financial Statements for the year ended March 31, 2023**

**Changes in the defined benefit obligation and fair value of plan assets as at March 31, 2022**

₹ crore

Particulars		Defined Benefit Obligation	Fair Value of Plan assets	Benefit Liability
<b>Opening Balance as on April 01, 2021</b>		<b>8.44</b>	<b>0.32</b>	<b>8.12</b>
<b>Gratuity cost charged to profit or loss</b>	Service cost	0.74	-	0.74
	Net interest expense	0.58	0.02	0.56
	<b>Sub-total included in profit or loss</b>	<b>1.32</b>	<b>0.02</b>	<b>1.30</b>
<b>Benefits paid</b>		<b>(0.33)</b>	<b>(0.33)</b>	<b>-</b>
<b>Net liability/(Asset) Transfer In (out)</b>		<b>(0.11)</b>	<b>-</b>	<b>(0.11)</b>
<b>Remeasurement gains/(losses) in other comprehensive income</b>	Return on plan assets (excluding amounts included in net interest expense)	-	(0.01)	0.01
	Actuarial changes arising from changes in demographic assumptions	-	-	-
	Actuarial changes arising from changes in financial assumptions	1.52	-	1.52
	Experience adjustments	(0.01)	-	(0.01)
	<b>Sub-total included in OCI</b>	<b>1.51</b>	<b>(0.01)</b>	<b>1.52</b>
<b>Contributions by employer</b>		<b>-</b>	<b>1.34</b>	<b>(1.34)</b>
<b>Closing Balance as on March 31, 2022</b>		<b>10.83</b>	<b>1.34</b>	<b>9.49</b>

The major categories of plan assets of the fair value of the total plan assets are as follows

Particulars	India Plan	
	As at March 31, 2023	As at March 31, 2022
<b>Insurer managed funds</b>	100%	100%

In the absence of detailed information regarding plan assets which are funded with Insurance Companies, the composition of each major category of plan assets, the percentage or amount for each category to the fair value of plan assets has not been disclosed.

The principal assumptions used in determining gratuity for the Group's plans are shown below

Particulars	As at March 31, 2023	As at March 31, 2022
Expected return on plan assets	7.50%	7.23%
Discount rate	7.50%	7.23%
Future salary increases	8.00%	8.00%
Rate of employee turnover	4.40%	4.00%
Mortality rate during employment	Indian Assured Lives Mortality 2012-14 (Urban)	Indian Assured Lives Mortality 2012-14 (Urban)



**JSW Energy (Barmer) Limited**  
**Notes to the Standalone Financial Statements for the year ended March 31, 2023**

**Sensitivity analysis:**

Significant actuarial assumptions for the determination of the defined benefit obligation are discounted rate, expected salary increase and employee turnover. The sensitivity analyses below have been determined based on reasonably possible changes of the respective assumptions occurring at the end of the reporting period, while holding all other assumptions constant.

The sensitivity of the defined benefit obligation to changes in the weighted key assumptions are:

Particulars	₹ crore	
	For the year ended March 31, 2023	For the year ended March 31, 2022
Delta effect of +1% change in rate of discounting	(0.99)	(0.95)
Delta effect of -1% change in rate of discounting	1.14	1.10
Delta effect of +1% change in rate of salary increase	1.13	1.08
Delta effect of -1% change in rate of salary increase	(1.00)	(0.95)
Delta effect of +1% change in rate of employee turnover	(0.04)	(0.06)
Delta effect of -1% change in rate of employee turnover	0.05	0.07

The sensitivity analysis presented above may not be representative of the actual change in the defined benefit obligation as it is unlikely that change in assumption would occur in isolation of the another as some of the assumptions may be co-related.

**Maturity analysis of projected benefit obligation: from the fund**

Particulars	₹ crore	
	As at March 31,2023	As at March 31, 2022
1st following year	0.60	0.85
2nd following year	0.67	0.43
3rd following year	0.65	0.59
4th following year	0.71	0.50
5th following year	0.75	0.81
Sum of years 6 to 10	5.93	4.90
Sum of years 11 and above	17.55	16.71

The average duration of the defined benefit plan obligation at the end of the reporting period is 11 years (31 March 2022: 12 years).

**Note no. 40- Share based payments**

**A. For Normal Options - 'JSWEL EMPLOYEES STOCK OWNERSHIP PLAN - 2016' (ESOP Plan)**

The Company has offered equity options under ESOP 2016 to the permanent employees of the Company and of its subsidiaries who has been working in India or outside India, including whole-time director, in the identified grades of L16 and above except any employee who is a promoter or belongs to the promoter group or a director who either by himself or through his relatives or through anybody corporate, directly or indirectly, holds more than 10% of the outstanding equity shares of the Company and Independent directors, Nominee Directors and Non-Executive Directors.



**JSW Energy (Barmer) Limited**  
**Notes to the Standalone Financial Statements for the year ended March 31, 2023**

The grant is determined after having regard to various factors and criteria specified in ESOP 2016. The exercise price is at a discount of 20% to the closing market price on the previous trading day of the grant date at the exchange having highest trading volume or any other price as may be determined by the Compensation Committee but at least equal to the face value of the shares. The option shall not be transferable and can be exercised only by the employees of the Company.

Vesting of the options granted under the ESOP 2016 shall be at least one year from the date of Grant. 50% of the granted options would vest on the date following 3 years from the date of respective grant and the remaining 50% on the date following 4 years from the date of respective grant.

The following table illustrates the details of share options during the year:

<b>Normal option under ESOP (Grant Date: May 20, 2017)</b>	<b>As at March 31, 2023</b>	<b>As at March 31, 2022</b>
Outstanding at 1 <sup>st</sup> April	-	68,356
Exercised during the year	-	68,356
Expired during the year	-	-
Outstanding at 31 <sup>st</sup> March	-	-
Exercisable at 31 <sup>st</sup> March	-	-
Vesting period	3 / 4 Years	
Method of settlement	Equity	
Exercise price (₹)	51.80	
Fair value (₹)	28.88	
Dividend yield (%)	20.00%	
Expected volatility (%)	44.50%/45.16%	
Risk-free interest rate (%)	6.90%/6.98%	
Expected life of share options	5/6 years	
Weighted average exercise price (₹)	51.80	

<b>Normal option under ESOP (Grant Date: November 01, 2018)</b>	<b>As at March 31, 2023</b>	<b>As at March 31, 2022</b>
Outstanding at 1 <sup>st</sup> April	2,33,637	2,65,017
Exercised during the year	50,294	31,380
Expired during the year	-	-
Outstanding at 31 <sup>st</sup> March	1,83,343	2,33,637
Exercisable at 31 <sup>st</sup> March	1,83,343	2,33,637
Vesting period	3 / 4 Years	
Method of settlement	Equity	
Exercise price (₹)	51.96	
Fair value (₹)	37.99	
Dividend yield (%)	20.00%	
Expected volatility (%)	42.57%/43.53%	



**JSW Energy (Barmer) Limited**  
**Notes to the Standalone Financial Statements for the year ended March 31, 2023**

Risk-free interest rate (%)	7.78%/7.84%
Expected life of share options	5/6 years
Weighted average exercise price (₹)	51.96

**B. For Normal options - JSWEL employees stock ownership plan – 2021 (ESOP 2021)**

The Company has offered equity options under ESOP 2021 to the permanent employees, including whole-time director, of the Company and of its subsidiaries who has been working in India or outside India, in the grades of (i) L16 and above, and (ii) select employees in the grade L-11 to L-15 based on last 3 (three) years performance; and in each case, as may be determined based on the eligibility criteria, or any other employee as may be determined by the compensation committee from time to time, except any employee who is a promoter or belongs to the promoter company or a director who either by himself or through his relatives or through anybody corporate, directly or indirectly, holds more than 10% of the outstanding equity shares of the Company and Independent directors, Nominee Directors and Non-Executive Directors.

The grant is determined after having regard to various factors and criteria specified in ESOP 2021. The exercise price is ₹10 or any other price as may be determined by the Compensation Committee. The option shall not be transferable and can be exercised only by the employees of the Company.

Vesting of the options granted under the ESOP 2021 shall be at least one year from the date of Grant. 25% of the granted options would vest on the date following 1 year from the date of respective grant, 25% of the granted options would vest on the date following 2 years from the date of respective grant and the remaining 50% on the date following 3 years from the date of respective grant.

<b>Normal Option under ESOP (Grant Date: August 7,2021)</b>	<b>As at March 31, 2023</b>	<b>As at March 31, 2022</b>
Outstanding at 1 <sup>st</sup> April	1,59,785	-
Granted during the year	-	1,66,685
Forfeited during the year	-	-
Exercised during the year	5,701	-
Expired/lapsed during the year	-	6,900
Outstanding at 31 <sup>st</sup> March	1,54,084	1,59,785
Exercisable at 31 <sup>st</sup> March	1,54,084	1,59,785
Vesting period	1/2/3 Years	
Method of settlement	Equity	
Exercise price (₹)	10.00	
Fair value (₹)	229.88	
Dividend yield (%)	20.00%	
Expected volatility (%)	42.53%/42.22%/40.85%	
Risk-free interest rate (%)	5.02%/5.44%/5.78%	
Expected life of share options	3/4/5 years	
Weighted average exercise price (₹)	10.00	



**JSW Energy (Barmer) Limited**  
**Notes to the Standalone Financial Statements for the year ended March 31, 2023**

<b>Normal Option under ESOP (Grant Date: August 7,2022)</b>	<b>As at March 31, 2023</b>	<b>As at March 31, 2022</b>
Outstanding at 1 <sup>st</sup> April	-	-
Granted during the year	1,67,600	-
Forfeited during the year	-	-
Exercised during the year	-	-
Expired/lapsed during the year	-	-
Outstanding at 31 <sup>st</sup> March	1,67,600	-
Exercisable at 31 <sup>st</sup> March	1,67,600	-
Vesting period	1/2/3 Years	
Method of settlement	Equity	
Exercise price (₹)	10.00	
Fair value (₹)	250.50	
Dividend yield (%)	20.00%	
Expected volatility (%)	47.51%/44.43%/43.44%	
Risk-free interest rate (%)	6.73%/6.90%/7.01%	
Expected life of share options	3/4/5 years	
Weighted average exercise price (₹)	10.00	

**C. For Normal Options - JSWEL Employees Stock Ownership Plan – Samruddhi 2021 (ESOP Samruddhi 2021)**

The Company has offered equity options under ESOP Samruddhi 2021 to the permanent employees, including whole-time director, of the Company and of its subsidiaries who has been working in India or outside India, in the grades of L-01 to L-15 (excluding employees covered under ESOP 2021) , except any employee who is a promoter or belongs to the promoter company or a director who either by himself or through his relatives or through anybody corporate, directly or indirectly, holds more than 10% of the outstanding equity shares of the Company and Independent directors, Nominee Directors and Non-Executive Directors.

The grant is determined after having regard to various factors and criteria specified in ESOP Samruddhi 2021. The exercise price is ₹ 10 or any other price as may be determined by the Compensation Committee. The option shall not be transferable and can be exercised only by the employees of the Company.

Vesting of the options granted under the ESOP Samruddhi 2021 shall be at least one year from the date of Grant. 25% of the granted options would vest on the date following 2 years from the date of respective grant, 25% of the granted options would vest on the date following 3 years from the date of respective grant and the remaining 50% on the date following 4 years from the date of respective grant.

<b>Normal Option under ESOP (Grant Date: August 7,2021)</b>	<b>As at March 31, 2023</b>	<b>As at March 31, 2022</b>
Outstanding at 1 April	6,33,500	-
Granted during the year	-	6,64,850
Forfeited during the year	-	-



**JSW Energy (Barmer) Limited**  
**Notes to the Standalone Financial Statements for the year ended March 31, 2023**

Exercised during the year		-
Expired/lapsed during the year	1,350	31,350
Outstanding at 31 <sup>st</sup> March	6,32,150	6,33,500
Exercisable at 31 <sup>st</sup> March	6,32,150	6,33,500
Vesting period	2/3/4 Years	
Method of settlement	Equity	
Exercise price (₹)	10.00	
Fair value (₹)	228.50	
Dividend yield (%)	20.00%	
Expected volatility (%)	42.22%/40.85%/42.45%	
Risk-free interest rate (%)	5.44%/5.78%/6.06%	
Expected life of share options	4/5/6 years	
Weighted average exercise price (₹)	10.00	

Sr.No	Heading	Particulars
1	Expected option Life	The expected option life is assumed to be mid-way between the option vesting and expiry. Since the vesting period and contractual term of each tranche is different, the expected life for each tranche will be different. The Expected option life is calculated as (Year to Vesting + Contractual Option term) /2.
2	Expected volatility	Volatility was calculated using standard deviation of daily change in stock price. The historical period considered for volatility match the expected life of the option.
3	How expected volatility was determined, including an explanation of the extent to which expected volatility was based on historical volatility; and	The following factors have been considered: (a) Share price (b) Exercise prices (c) Historical volatility (d) Expected option life (e) Dividend Yield
4	Whether and how any other features of the option grant were incorporated into the measurement of fair value, such as a market condition.	
5	Model used	Black-Scholes Method

The expected life of the share options is based on historical data and current expectations and is not necessarily indicative of exercise patterns that may occur. The expected volatility reflects the assumption that the historical volatility over a period similar to the life of the options is indicative of future trends, which may not necessarily be the actual outcome.



**JSW Energy (Barmer) Limited**  
**Notes to the Standalone Financial Statements for the year ended March 31, 2023**

**Note no. 41- Leases**

₹ crore

Particulars	For the year ended 31st March, 2023	For the year ended 31st March, 2022
Balance as at the beginning of the year (as per retrospective modified approach)	0.52	-
Lease liabilities recognised during the year	-	0.55
Interest expense on lease liabilities	0.05	0.07
Cash outflow	(0.05)	(0.10)
<b>Balance as at the end of the year</b>	<b>0.52</b>	<b>0.52</b>

**Note no. 42- Commitments**

₹ crore

Particulars	As at March 31,2023	As at March 31,2022
Commitments to contribute funds for the acquisition of property, plant and equipment -capital commitments (net of advances)	16.36	60.08

**Note no. 43- Contingent liabilities**

₹ crore

Particulars	As at March 31,2023	As at March 31,2022
Disputed taxes/duties (including penalty and interest levied up to the date of demand.	0.43	0.43
Financial guarantees to lenders on behalf of and in respect of loan facilities availed by joint venture (BLMCL) *	850.68	942.71
Regulatory arrangements (Refer note no -31 (b), 31 (c) and 34 (B)).	295.69	295.69

\*In respect of financial guarantee contracts, no amounts are recognised based on the results of the liability adequacy test for likely deficiency / defaults by the entities on whose behalf the Company has given guarantees.

**Note no. 44- Related party disclosure:**

**I. List of related parties with whom the Company has entered into transactions during the year:**

I	Holding company
1	JSW Energy Limited



**JSW Energy (Barmer) Limited**  
**Notes to the Standalone Financial Statements for the year ended March 31, 2023**

<b>II</b>	<b>Other Related parties with whom the Company has entered into transactions:</b>
1	JSW Steel Limited
2	South West Mining Limited
3	JSW Foundation
4	JSW IP Holdings Private Limited
5	JSW Global Business Solutions Limited
6	Bhushan Power & Steel Limited
7	Jindal Stainless (Hisar) Limited
8	Everbest Consultancy Services
9	JSW Paints Private Limited
10	Ind-Barath Energy (Utkal) Limited (w.e.f 28 <sup>th</sup> December,2022)
<b>III</b>	<b>Joint venture company</b>
1	Barmer Lignite Mining Company Limited
<b>IV</b>	<b>Joint venture-partner</b>
1	Rajasthan State Mines and Minerals Limited
<b>V</b>	<b>Fellow subsidiary</b>
1	JSW Neo Energy Limited
2	Jaigad Power Transco Limited
<b>VI</b>	<b>Key managerial personnel</b>
1	Mr. Prashant Jain – Chairman
2	Mr. Pritesh Vinay -Director
3	Mr. Ashesh Kumar Padhy – Whole Time Director (KMP) (from September 16 <sup>th</sup> , 2020 till June 30 <sup>th</sup> , 2021)
4	Mr. K. Surya Prakash – Whole Time Director (KMP) (from July 01 <sup>st</sup> , 2021 till 30 <sup>th</sup> November, 2022)
5	Mr. Veeresh Devaramani – Whole Time Director (KMP) (from 1 <sup>st</sup> December, 2022)
6	Ms. Rupa Devi Singh, Independent Director
7	Mr. Raj Kumar Sharma – Company Secretary & Chief Financial Officer (KMP) (from October 31 <sup>st</sup> , 2019 till October 31, 2021)
8	Mr. Chittur Ramakrishnan Lakshman – Company Secretary & Chief Financial Officer (KMP) (from January 18 <sup>th</sup> , 2022)

**II. Transactions with related parties during the year:**

Sr.No	Particulars	₹ crore	
		For the year ended March 31, 2023	For the year ended March 31, 2022
1	<b>Purchase of lignite (Fuel )</b>		
	Barmer Lignite Mining Company Limited	1,953.53	1,384.89
2	<b>Purchase of limestone (Fuel )</b>		
	Rajasthan State Mines & Mineral Limited	4.02	3.96



**JSW Energy (Barmer) Limited**  
**Notes to the Standalone Financial Statements for the year ended March 31, 2023**

3	<b>Purchase of goods</b>		
	JSW Steel Limited	-	0.94
	Jindal Stainless (Hisar) Limited	2.45	0.03
	JSW Energy Limited	0.05	0.09
	JSW Paints Private Limited	0.21	0.05
	Bhushan Power & Steel Limited	2.50	2.97
	Jaigad Power Transco Limited	0.08	-
4	<b>Sale of Goods/Assets</b>		
	Ind-Barath Energy (Utkal) Limited	0.12	-
	JSW Energy Limited	0.50	-
5	<b>Service received</b>		
	JSW Global Business Solutions Private Limited	2.48	2.27
	South West Mining Limited	-	0.04
	Everbest Consultancy Services	0.03	0.02
6	<b>Branding expenses</b>		
	JSW IP Holdings Private Limited	6.72	5.72
7	<b>Amounts paid/(received) on behalf of JSWEBL by holding company /other related party</b>		
	JSW Energy Limited (Net)	11.39	9.68
	JSW Steel Limited	2.92	2.06
	South West Mining Limited (Net)	0.00*	0.01
8	<b>Amounts paid/(received) on behalf of joint venture/other related party by JSWEBL</b>		
	Barmer Lignite Mining Company Limited(Net)	2.49	3.15
9	<b>CSR expenses</b>		
	JSW Foundation	11.94	7.18
10	<b>Other Income -lease rent of land /plant &amp; machinery</b>		
	JSW Steel Limited	-	0.04
	South West Mining Limited	0.02	0.02
11	<b>Loan given</b>		
	JSW Neo Energy Limited	272.30	918.48
	JSW Energy Limited	1,695.00	-
12	<b>Loan taken back</b>		
	JSW Neo Energy Limited	340.78	850.00
	JSW Energy Limited	25.00	-
13	<b>Perpetual debts received back</b>		
	JSW Neo Energy Limited	300.00	-
14	<b>Equity Share buy back</b>		
	JSW Energy Limited	-	1,000.00
15	<b>Interest Income on subordinate debt given</b>		
	Barmer Lignite Mining Company Limited	56.76	56.76



**JSW Energy (Barmer) Limited**  
**Notes to the Standalone Financial Statements for the year ended March 31, 2023**

16	<b>Security &amp; collateral provided to/(released) (net)</b>		
	Barmer Lignite Mining Company Limited	(92.03)	942.71
	JSW Energy Limited	(29.22)	-

\*Less than ₹ 50,000/-

**III. Closing balances of related parties:**

Sr.No	Particulars	₹ crore	
		As at March 31, 2023	As at March 31, 2022
<b>1</b>	<b>Trade (payables) / receivables (net)</b>		
	JSW Energy Limited	0.46	(0.50)
	JSW Steel Limited	(0.87)	(0.16)
	Barmer Lignite Mining Company Limited	(89.44)	(74.85)
	South West Mining Limited	0.01	0.01
	JSW Global Business Solutions Private Limited	(0.18)	(0.36)
	Ind-Barath Energy (Utkal) Limited	0.12	-
	Jaigad Power Transco Limited	(0.08)	-
<b>2</b>	<b>Advance to vendors</b>		
	Rajasthan State Mines & Mineral Limited	0.38	0.17
	Jindal Stainless (Hisar) Limited	0.04	0.00
<b>3</b>	<b>Deposit with</b>		
	JSW IP Holdings Private Limited	0.30	0.30
	JSW Investment Private Limited.	0.15	0.15
<b>4</b>	<b>Equity share capital</b>		
	JSW Energy Limited	2,987.73	1,991.82
<b>5</b>	<b>Investment in equity shares</b>		
	Barmer Lignite Mining Company Limited	9.80	9.80
<b>6</b>	<b>Loan given</b>		
	Barmer Lignite Mining Company Limited	567.64	567.64
	JSW Neo Energy Limited	-	68.48
	JSW Energy Limited	1,670.00	-
<b>7</b>	<b>Interest receivable on loan</b>		
	Barmer Lignite Mining Company Limited	197.27	302.27
<b>8</b>	<b>Perpetual debts</b>		
	JSW Neo Energy Limited	-	300.00
<b>9</b>	<b>Security &amp; collateral provided to:</b>		
	JSW Energy Limited	-	29.22
	Barmer Lignite Mining Company Limited	850.68	942.71

**IV. The remuneration to key management personnel during the year was as follows:**

Sr. no	Particulars	₹ crore	
		For the year ended March 31, 2023	For the year ended March 31, 2022
1	Short-term benefits	3.76	2.59



**JSW Energy (Barmer) Limited**  
**Notes to the Standalone Financial Statements for the year ended March 31, 2023**

2	Post-employment benefits	0.06	0.06
3	Sitting fees	0.02	0.02
4	<b>Total (1 to 3)</b>	<b>3.84</b>	<b>2.67</b>

The above figures do not include provisions for gratuity, group mediclaim, group personal accident and compensated absences as the same is determined at the company level and is not possible to determine for select individuals.

**Notes:**

During the year, the Company has neither written off/written back nor made any provision against any debts/receivables/payables/Advances of related parties, except as disclosed above.

- (i) Related party relationships have been identified by the management and relied upon by the Auditors.
- (ii) Related party transactions have been disclosed on basis of value of transactions in terms of the respective contracts.
- (iii) Sale and purchase transactions among the related parties are in the ordinary course of business based on normal commercial terms, conditions, market rates and memorandum of understanding signed with the related parties. For the year ended March 31, 2023, the Company has not recorded any loss allowances for transactions between the related parties.

**Note no. 45- Details of corporate social responsibility (CSR) expenditure**

₹ crore			
Sr. No.	Particulars	For the year ended March 31, 2023	For the year ended March 31, 2022
1	Gross amount required to be spent by the company during the year.	10.12	8.99
2	Amount spent during the year on:	-	-
	(i) Construction/acquisition of any asset	-	-
	(ii) On purposes other than (i) above	10.12	7.18
3	The amount of shortfall at the end of the year out of the amount required to be spent by the Company during the year;	-	1.82
4	The total of previous years' shortfall amounts;	1.82	-
5	The reason for above shortfalls by way of a note;		Construction of Post-Operative Ward Operation & Theatre at Govt. Hospital Barmer and Installation of Solar Street Lights will be completed during FY 2022-2023. However, Company has deposited the shortfall amount of Rs 1.82 crore



**JSW Energy (Barmer) Limited**  
**Notes to the Standalone Financial Statements for the year ended March 31, 2023**

			in specified bank account as per the provision of the Companies Act 2013.
6	The nature of CSR activities undertaken by the Company are as under	<ol style="list-style-type: none"> <li>1. Educational infrastructure &amp; systems strengthening</li> <li>2. Enhance Skills &amp; rural livelihoods through nurturing of supportive ecosystems &amp; innovations</li> <li>3. General community infrastructure support &amp; welfare initiatives</li> <li>4. Integrated water resources management</li> <li>5. Nurturing aquatic &amp; terrestrial ecosystems for better environment &amp; reduced emissions</li> <li>6. Project Management Cost</li> <li>7. Public health infrastructure, capacity building &amp; support programs</li> <li>8. Sports promotion &amp; institution building</li> <li>9. Waste Management &amp; Sanitation initiatives</li> </ol>	
7	Amount unspent, if any	-	1.82
8	Details of related party transactions, e.g., contribution to a trust controlled by the company in relation to CSR expenditure as per relevant Accounting Standard  Payment made to JSW Foundation	11.94	7.18
9	Where a provision is made with respect to a liability incurred by entering into a contractual obligation, the movements in the provision during the year shall be shown separately	-	-

**Note no. 46- Remuneration to auditors (including GST)**

₹ crore			
Sr.No	Particulars	For the year ended March 31, 2023	For the year ended March 31, 2022
1	Audit fees including limited review fees	0.57	0.54
2	Tax audit fees	0.10	0.08
3	Certification fees	0.13	0.13
4	Reimbursement of expenses	0.02	0.02
<b>5</b>	<b>Total</b>	<b>0.82</b>	<b>0.77</b>



**JSW Energy (Barmer) Limited**  
**Notes to the Standalone Financial Statements for the year ended March 31, 2023**

**Note no. 47- Disclosure under Micro, Small and Medium Enterprises Development Act**

Outstanding of Micro, Small and Medium Enterprises under the Micro, Small and Medium Enterprises Development Act, 2006 (MSMED Act), based on the available information with the Company.

Sr. No.	Particulars	₹ crore	
		As at March 31,2023	As at March 31,2022
1	Principal amount outstanding	12.43	5.40
2	Principal amount due and remaining unpaid		
3	Interest due on (2) above and the unpaid interest	-	-
4	Interest paid on all delayed payments under the MSMED Act.	-	-
5	Payment made beyond the appointed day during the year	-	-
6	Interest due and payable for the period of delay other than (4) above	-	-
7	Interest accrued and remaining unpaid	-	-
8	Amount of further interest remaining due and payable in succeeding years	-	-

Above outstanding of MSME parties is within maximum timeline for payment without interest as defined in MSMED Act.

**Note no. 48-** Rajasthan State Mines and Minerals Limited (RSMML), a government company transferred leases for Kapurdi and Jalipa lignite mines in favour of Barmer Lignite Mining Company Limited (BLMCL), which is a 51:49 joint venture between RSMML and the Company. BLMCL supplies lignite to the Company for its power plant at Barmer. In 2014, the Ministry of Coal, Government of India (GoI) granted a post facto prior approval to Government of Rajasthan (GoR) for the aforesaid transfer of mining leases to BLMCL. However, in 2016, GoI wrote to the GoR that the transfer of mining leases from RSMML to BLMCL is without previous approval of the GoI and advised GoR to make a fresh proposal for transfer of mining leases to BLMCL.

Thereafter, GoR made several representations to GoI to reconsider its decision which was considered by the GoI and its decision was awaited, in April 2022, the Company received a notice from BLMCL intimating that it has been directed by RSMML (which in turn has been directed by the GoR) to stop mining operations at the mines within 15 days. However, after a representation made by the Company, the GoR deferred its decision and has permitted BLMCL to continue mining and supply of lignite to the Company for a period of three months.

GoR vide its Order dated 27.07.2022 has withdrawn its earlier orders dated 04.04.2022 and 28.04.2022 as Ministry of Coal, GoI has granted ex-post facto approval for the transfer of mining leases of Kapurdi and Jalipa Lignite mines from RSMML to BLMCL vide its orders dated 13.07.2022. Currently, the mining operations are being carried out without any interruption.



**JSW Energy (Barmer) Limited**  
**Notes to the Standalone Financial Statements for the year ended March 31, 2023**

**Note no. 49-Other statutory information:**

- i) The Company does not have any benami property, where any proceeding has been initiated or pending against the Company for holding any benami property.
- ii) The Company does not have any transactions with struck off companies.
- iii) The Company does not have any charges or satisfaction which is yet to be registered with ROC beyond the statutory period.
- iv) The Company has not traded or invested in Crypto currency or Virtual Currency during the financial year.
- v) The Company has not advanced or loaned or invested funds to any other person(s) or entity(ies), including foreign entities (Intermediaries) with the understanding that the Intermediary shall:
  - a) directly or indirectly lend or invest in other persons or entities identified in any manner whatsoever by or on behalf of the company (ultimate beneficiaries) or
  - b) provide any guarantee, security or the like to or on behalf of the ultimate beneficiaries
- vi) The Company has not received any fund from any person(s) or entity(ies), including foreign entities (funding party) with the understanding (whether recorded in writing or otherwise) that the Company shall:
  - a) directly or indirectly lend or invest in other persons or entities identified in any manner whatsoever by or on behalf of the funding party (ultimate beneficiaries) or
  - b) provide any guarantee, security or the like on behalf of the ultimate beneficiaries.
- vii) The Company does not have any such transaction which is not recorded in the books of accounts that has been surrendered or disclosed as income during the year in the tax assessments under the Income Tax Act, 1961 (such as, search or survey or any other relevant provisions of the Income Tax Act, 1961.
- viii) The Company has complied with the number of layers prescribed under clause (87) of Section 2 of the Act read with the Companies (Restriction on number of Layers) Rules, 2017.
- ix) The quarterly returns or statements of current assets filed by the Company with banks or financial institutions are in agreement with the books of accounts.
- x) The Company is not declared wilful defaulter by any bank or financial institution or lender during the year.

**Note no. 50-** The Company is yet to receive balance confirmations in respect of certain financial assets and financial liabilities. The Management does not expect any material difference affecting the current year's financial statements due to the same.



**JSW Energy (Barmer) Limited**  
**Notes to the Standalone Financial Statements for the year ended March 31, 2023**

**Note no. 51-** The Code on Social Security, 2020 ('the Code') received presidential assent on September 28, 2020. However, the date on which the Code will come into effect has not yet been notified. The Company will assess the impact of the Code on its books of account in the period(s) in which the provisions of the code becomes effective.

**Note no. 52-** Previous year's figures have been regrouped / rearranged wherever necessary to conform the current year's classification.

**Signature for notes to accounts 1 to 52**

**For and on behalf of the Board of Directors**

**Prashant Jain**  
Chairman  
[DIN 01281621]

**Pritesh Vinay**  
Director  
[DIN 08868022]

**Chittur Ramakrishnan Lakshman**

Company Secretary & Chief Financial Officer

Place: Mumbai

Date: May 22, 2023



**INDEPENDENT AUDITOR'S REPORT****To The Members of JSW Energy (Barmer) Limited****Opinion**

We have audited the consolidated financial statements of **JSW Energy (Barmer) Limited** ("the Parent Company") and share in a joint venture, which comprise the consolidated Balance Sheet as at 31st March 2023, the consolidated Statement of Profit and Loss (including Other Comprehensive Income), the consolidated Statement of Changes in Equity and the consolidated Statement of Cash Flows for the year then ended, and notes to the financial statements, including a summary of significant accounting policies and other explanatory information.

In our opinion and to the best of our information and according to the explanations given to us, the aforesaid consolidated financial statements give the information required by the Companies Act, 2013 (the Act) in the manner so required and give a true and fair view in conformity with the accounting principles generally accepted in India, of the state of affairs of the Company as at 31st March 2023, and profit, changes in equity and its cash flows for the year ended on that date.

**Basis for Opinion**

We conducted our audit in accordance with the Standards on Auditing (SAs) specified under Section 143(10) of the Act. Our responsibilities under those Standards are further described in the *Auditor's Responsibilities for the Audit of the Financial Statements* section of our report. We are independent of the Company in accordance with the Code of Ethics issued by the Institute of Chartered Accountants of India (ICAI) together with the ethical requirements that are relevant to our audit of the consolidated financial statements under the provisions of the Act and the Rules thereunder, and we have fulfilled our other ethical responsibilities in accordance with these requirements and the Code of Ethics. We believe that the audit evidence we have obtained is sufficient and appropriate to provide a basis for our opinion.

**Information Other than the Consolidated Financial Statements and Auditor's report thereon**

The Parent Company's Board of Directors is responsible for the preparation of other information. The Other information comprises the information included in the Board's Report including Annexures to the Board report, but does not include the consolidated financial statement and our auditor's report thereon.


Our opinion on the consolidated financial statements does not cover the other information and we do not express any form of assurance conclusion thereon.

In connection with our audit of the consolidated financial statements, our responsibility is to read the other information and, in doing so, consider whether the other information is materially inconsistent with the consolidated financial statements or our knowledge obtained during the course of our audit or otherwise appears to be materially misstated.

Based on the work we have performed, if we conclude that there is a material misstatement of this other information, we are required to report that fact. We have nothing to report in this regard.

**Management responsibilities for the Consolidated Financial Statements**

The Parent Company's Board of Directors is responsible for the matters stated in Section 134(5) of the Act with respect to the preparation of these consolidated financial statements that give a true and fair view of the financial position, financial performance, (including other comprehensive



income), changes in equity and cash flows of the Company in accordance with the accounting principles generally accepted in India, including the accounting Standards specified under Section 133 of the Act. This responsibility also includes maintenance of adequate accounting records in accordance with the provisions of the Act for safeguarding of the assets of the Company and for preventing and detecting frauds and other irregularities; selection and application of appropriate accounting policies; making judgments and estimates that are reasonable and prudent; and design, implementation and maintenance of adequate internal financial controls, that were operating effectively for ensuring the accuracy and completeness of the accounting records, relevant to the preparation and presentation of the financial statements that give a true and fair view and are free from material misstatement, whether due to fraud or error.

In preparing the financial statements, management and Board of Directors is responsible for assessing the Company's ability to continue as a going concern, disclosing, as applicable, matters related to going concern and using the going concern basis of accounting unless management either intends to liquidate the Company or to cease operations, or has no realistic alternative but to do so.

The Board of Directors are also responsible for overseeing the Company's financial reporting process.

#### **Auditor's Responsibilities for the Audit of the Consolidated Financial Statements**

Our objectives are to obtain reasonable assurance about whether the financial statements as a whole are free from material misstatement, whether due to fraud or error, and to issue an auditor's report that includes our opinion. Reasonable assurance is a high level of assurance, but is not a guarantee that an audit conducted in accordance with SAs will always detect a material misstatement when it exists. Misstatements can arise from fraud or error and are considered material if, individually or in the aggregate, they could reasonably be expected to influence the economic decisions of users taken on the basis of these consolidated financial statements.

As part of an audit in accordance with SAs, we exercise professional judgment and maintain professional skepticism throughout the audit. We also:

- Identify and assess the risks of material misstatement of the financial statements, whether due to fraud or error, design and perform audit procedures responsive to those risks, and obtain audit evidence that is sufficient and appropriate to provide a basis for our opinion. The risk of not detecting a material misstatement resulting from fraud is higher than for one resulting from error, as fraud may involve collusion, forgery, intentional omissions, misrepresentations, or the override of internal control.
- Obtain an understanding of internal control relevant to the audit in order to design audit procedures that are appropriate in the circumstances. Under Section 143(3)(i) of the Act, we are also responsible for expressing our opinion on whether the Company has adequate internal financial controls system in place and the operating effectiveness of such controls.
- Evaluate the appropriateness of accounting policies used and the reasonableness of accounting estimates and related disclosures made by the management.
- Conclude on the appropriateness of Management's use of the going concern basis of accounting and, based on the audit evidence obtained, whether a material uncertainty exists related to events or conditions that may cast significant doubt on the entity's ability to continue as a going concern. If we conclude that a material uncertainty exists, we are required to draw attention in our auditor's report to the related disclosures in the consolidated financial statements or, if such disclosures are inadequate, to modify our opinion. Our conclusions are based on the audit evidence obtained up to the date of our auditor's report. However, future events or conditions may cause the Company to cease to continue as a going concern.



- Evaluate the overall presentation, structure and content of the consolidated financial statements, including the disclosures, and whether the financial statements represent the underlying transactions and events in a manner that achieves fair presentation.
- Obtain sufficient appropriate audit evidence regarding the financial information of the entities or business activities within the Parent Company and a jointly controlled entity to express an opinion on the consolidated financial statements. We are responsible for the direction, supervision and performance of the audit of the financial statements of such entities included in the consolidated financial statements of which we are the independent auditors. For the other entity included in the consolidated financial statements, which have been audited by other auditor, such other auditor remains responsible for the direction, supervision and performance of the audit carried out by them. We remain solely responsible for our audit opinion.

Materiality is the magnitude of misstatements in the consolidated financial statements that individually or in aggregate makes it probable that the economic decisions of a reasonably knowledgeable user of the financial statements may be influenced. We consider quantitative materiality and qualitative factors in (i) planning the scope of our audit work and in evaluating the results of our work and (ii) to evaluate the effect of any identified misstatements in the financial statements.

We communicate with those charged with governance regarding, among other matters, the planned scope and timing of the audit and significant audit findings, including any significant deficiencies in internal control that we identify during our audit.

We also provide those charged with governance with a statement that we have complied with relevant ethical requirements regarding independence, and to communicate with them all relationships and other matters that may reasonably be thought to bear on our independence, and where applicable, related safeguards.

### **Other Matters**

We did not audit the financial statements of a joint venture included in the consolidated financial statements, whose financial statements reflect the Company's share of profit of Rs. 19.29 crore for the year ended 31st March, 2023. The financial statements are unaudited and have been furnished to us by the Management and our opinion on the consolidated financial statements, in so far as it relates to the amounts and disclosures included in respect of this joint venture and our report in terms of sub-sections (3) and (11) of Section 143 of the Act in so far as it relates to the aforesaid joint venture, is based solely on such unaudited financial statements.

Our opinion on the consolidated financial statements, and our report on Other Legal and Regulatory Requirements below, is not modified in respect of the above matters with respect to financial statements certified by the Management.

### **Report on Other Legal and Regulatory Requirements**

As required by the Companies (Auditor's Report) Order, 2020 ("the Order or CARO"), issued by the Central Government of India in terms of sub-section (11) of Section 143 of the Act, we give in the Annexure "A" a statement on the matters specified in paragraphs 3 and 4 of the Order, to the extent applicable.

As required by Section 143(3) of the Act, we report that:

- (a) We have sought and obtained all the information and explanations which to the best of our knowledge and belief were necessary for the purposes of our audit.



- (b) In our opinion, proper books of account as required by law have been kept by the Company so far as it appears from our examination of those books and records.
- (c) The Balance sheet, the Statement of Profit & Loss (including other comprehensive income), Statement of Changes in Equity and the Statement of Cash Flows dealt with by this Report are in agreement with the books of account.
- (d) In our opinion, the aforesaid consolidated financial statements comply with the Accounting Standards specified under Section 133 of the Act, read with Rule 7 of the Companies (Account) Rules, 2014.
- (e) On the basis of the written representations received from the directors as on March 31, 2023 taken on records by the Board of Directors, none of the directors are disqualified as on March 31, 2023 from being appointed as a Director in terms of Section 164(2) of the Act.
- (f) With respect to the adequacy of the internal financial controls over financial reporting of the Company and the operating effectiveness of such controls, refer to our separate Report in Annexure "B".
- (g) With respect to the other matters to be included in the Auditor's Report in accordance with the requirements of Sec 197(16) of the Act, as amended:

In our opinion and to the best of our information and according to the explanations given to us, the remuneration paid by the Parent Company to directors during the year is in accordance with the provisions of Section 197 of the Act.

- (h) With respect to the other matters to be included in the Auditor's report in accordance with the Rule 11 of the Companies (Audit and Auditors) Rules, 2014, in our opinion and to the best of our information and according to the explanations given to us:
- i. The Group has disclosed the impact of pending litigations on its financial position in its consolidated financial statements. -Refer Note No. 43 to the consolidated financial statements.
  - ii. The Group did not have any long-term contracts including derivative contracts for which there were any material foreseeable losses.
  - iii. There were no amounts which were required to be transferred to the Investor Education and Protection Fund by the Parent Company.
  - iv. a) The Management has represented that, to the best of its knowledge and belief, other than as disclosed in the notes to the accounts, no funds (which are material either individually or in the aggregate) have been advanced or loaned or invested (either from borrowed funds or share premium or any other sources or kind of funds) by the Parent company or in any other person or entity, including foreign entity ("Intermediaries"), with the understanding, whether recorded in writing or otherwise, that the Intermediary shall, whether, directly or indirectly lend or invest in other persons or entities identified in any manner whatsoever by or on behalf of the Parent company ("Ultimate Beneficiaries") or provide any guarantee, security or the like on behalf of the Ultimate Beneficiaries.



- (b) The Management has represented, that, to the best of its knowledge and belief, other than as disclosed in the notes to the accounts, no funds (which are material either individually or in the aggregate) have been received by the Parent company from any person or entity, including foreign entity ("Funding Parties"), with the understanding, whether recorded in writing or otherwise, that the Company shall, whether, directly or indirectly, lend or invest in other persons or entities identified in any manner whatsoever by or on behalf of the Funding Party ("Ultimate Beneficiaries") or provide any guarantee, security or the like on behalf of the Ultimate Beneficiaries.
- (c) Based on the audit procedures that have been considered reasonable and appropriate in the circumstances, nothing has come to our notice that has caused us to believe that the representation under sub clause (i) and (ii) of Rule 11(e) of The Companies (Audit and Auditors) Rules, 2014, as provided under (a) and (b) above, contains any material misstatement. Refer note 49 (v) and (vii) to the financial statements.
- v. The Parent company has not declared or paid dividend during the financial year 2022-23. Accordingly, reporting under Rule 11 (f) of Companies (Audit and Auditors) Rules, 2014 is not applicable.

Mumbai  
18/05/2023

For LODHA & COMPANY  
Chartered Accountants  
Firm registration No. – 301051E

R. P. Baradiya  
Partner  
Membership No. 44101  
UDIN: 23044101BGTQZY9719



**Annexure "A"**

**ANNEXURE REFERRED TO IN PARAGRAPH "REPORT ON OTHER LEGAL AND REGULATORY REQUIREMENTS" OF OUR REPORT TO THE MEMBERS OF "JSW ENERGY (BARMER) LIMITED" FOR THE YEAR ENDED 31ST MARCH, 2023**

(xxi) (i) Details of companies included in the consolidated financial statements and the paragraph nos. of the CARO report containing qualifications or adverse remarks are as follows :

Name of the Component	CIN	Nature of relationship	Remarks/observations
Barmer Lignite Mining Company Limited	U14109RJ2007SGC023687	Joint venture	Consolidated financial statements have been prepared based on unaudited accounts and CARO report has not been issued by the auditor till the date of this report.
JSW Energy (Barmer) Limited	U31102MH1996PLC185098	Parent company	CARO clause nos. (iii)(c); (iii)(d)*

\*Relevant paras reproduced here below:

(iii)(c)(i) During the year, the Company has granted loans aggregating Rs. 1,967.30 crore to the holding company and fellow subsidiary, balance outstanding as at the year end is Rs. 1,670.00 crore. The said loans are interest free and repayable on demand and in our opinion, the repayments of principal amount are regular.

(Refer note no. 8 and 44 to the consolidated financial statements)

(ii) In earlier years, the Company had granted interest bearing loans aggregating Rs. 567.64 crores to Barmer Lignite Mining Company Limited (BLMCL), a joint venture and the balance outstanding as at the year end is Rs. 567.64 crores. The principal amount on the said loan is repayable after repayment of existing secured rupee term loan of BLMCL i.e. in FY 2038-39. There have been delays (ranging from 1 to 3.5 years) in the receipt of interest aggregating to Rs. 197.27 crores.

(Refer note no. 8, 32 (c) and 44 to the consolidated financial statements).

(iii)(d) In respect of Interest due for more than ninety days of Rs. 171.80 crores, in our opinion, Company has taken reasonable steps for recovery of the same. (Refer note no.32 (c) to the consolidated financial statements).

Mumbai  
18/05/2023



For **LODHA & COMPANY**  
Chartered Accountants  
Firm registration No. – 301051E

*R. P. Baradiya*

**R. P. Baradiya**  
Partner  
Membership No. 44101  
UDIN: 23044101BGTQZY9719

**“ANNEXURE B”****Report on the Internal Financial Controls under Clause (i) of Sub-section 3 of Section 143 of the Companies Act, 2013 (“the Act”)**

In conjunction with our audit of the consolidated Ind AS financial statements of the Company as of and for the year ended 31st March, 2023, we have audited the internal financial controls over financial reporting of **JSW Energy (Barmer) Limited** (“the Parent Company”).

**Management’s Responsibility for Internal Financial Controls**

The respective Board of Directors of the of the Holding company, and a jointly controlled company, are responsible for establishing and maintaining internal financial controls based on the internal control over financial reporting criteria established by the Company considering the essential components of internal control stated in the Guidance Note on Audit of Internal Financial Controls Over Financial Reporting issued by the Institute of Chartered Accountants of India (ICAI). These responsibilities include the design, implementation and maintenance of adequate internal financial controls that were operating effectively for ensuring the orderly and efficient conduct of its business, including adherence to the Company’s policies, the safeguarding of its assets, the prevention and detection of frauds and errors, the accuracy and completeness of the accounting records, and the timely preparation of reliable financial information, as required under the Act.

**Auditor’s Responsibility**

Our responsibility is to express an opinion on the Company’s internal financial controls over financial reporting based on our audit. We conducted our audit in accordance with the Guidance Note on Audit of Internal Financial Controls over Financial Reporting (the “Guidance Note”) issued by the ICAI and the Standards on Auditing, issued by ICAI and deemed to be prescribed under Section 143(10) of the Act, to the extent applicable to an audit of internal financial controls, both issued by the Institute of Chartered Accountants of India. Those Standards and the Guidance Note require that we comply with ethical requirements and plan and perform the audit to obtain reasonable assurance about whether adequate internal financial controls over financial reporting was established and maintained and if such controls operated effectively in all material respects.

Our audit involves performing procedures to obtain audit evidence about the adequacy of the internal financial controls system over financial reporting and their operating effectiveness. Our audit of internal financial controls over financial reporting included obtaining an understanding of internal financial controls over financial reporting, assessing the risk that a material weakness exists, and testing and evaluating the design and operating effectiveness of internal control based on the assessed risk. The procedures selected depend on the auditor’s judgement, including the assessment of the risks of material misstatement of the Consolidated Ind AS financial statements, whether due to fraud or error.

We believe that the audit evidence we have obtained is sufficient and appropriate to provide a basis for our audit opinion on the Company’s internal financial controls system over financial reporting.

**Meaning of Internal Financial Controls Over Financial Reporting**

A Company’s internal financial control over financial reporting is a process designed to provide reasonable assurance regarding the reliability of financial reporting and the preparation of financial statements for external purposes in accordance with generally accepted accounting principles. A Company’s internal financial control over financial reporting includes those policies and procedures that (1) pertain to the maintenance of records that, in reasonable detail, accurately and fairly reflect the transactions and dispositions of the assets of the Company; (2) provide reasonable assurance that transactions are recorded as necessary to permit preparation of financial statements in accordance with generally accepted accounting principles, and that receipts and expenditures of the Company are being made only in accordance with authorisations of management and directors of



the company; (3) provide reasonable assurance regarding prevention or timely detection of unauthorised acquisition, use, or disposition of the Company's assets that could have a material effect on the financial statements; and (4) also provide reasonable assurance by the internal auditors through their internal audit reports given to the organisation from time to time.

### **Inherent Limitations of Internal Financial Controls Over Financial Reporting**

Because of the inherent limitations of internal financial controls over financial reporting, including the possibility of collusion or improper management override of controls, material misstatements due to error or fraud may occur and not be detected. Also, projections of any evaluation of the internal financial controls over financial reporting to future periods are subject to the risk that the internal financial control over financial reporting may become inadequate because of changes in conditions, or that the degree of compliance with the policies or procedures may deteriorate.

### **Opinion**

In our opinion, the Parent Company, has broadly, in all material respects, an adequate internal financial controls system over financial reporting and such internal financial controls over financial reporting were operating effectively as at 31st March, 2023, based on the internal control over financial reporting criteria established by the Company considering the essential components of internal control stated in the Guidance Note on Audit of Internal Financial Controls Over Financial Reporting issued by the Institute of Chartered Accountants of India.

For **LODHA & COMPANY**  
Chartered Accountants  
Firm registration No. – 301051E

**R. P. Baradiya**  
Partner  
Membership No. 44101  
UDIN: 23044101BGTQZY9719

Mumbai  
18/05/2023



**JSW ENERGY (BARMER) LIMITED**  
Consolidated Balance Sheet as at March 31, 2023

₹ crore

	Particulars	Note No.	As at March 31, 2023	As at March 31, 2022
A	<b>ASSETS</b>			
1	<b>Non-current assets</b>			
	(a) Property, plant and equipment	4	3,224.09	3,541.17
	(b) Capital work-in-progress	5	47.60	19.31
	(c) Intangible assets	6	0.19	0.16
	(d) Investment in joint venture	7(A)	55.52	36.22
	(e) Financial assets			
	(i) Investments	7 (B)	0.00	300.00
	(ii) Loans	8	567.64	567.64
	(iii) Others financial assets	9	163.93	140.58
	(f) Income tax assets (net)	10 (A)	5.48	4.96
	(g) Other non-current assets	11	44.91	29.79
	<b>Total non current assets</b>		<b>4,109.36</b>	<b>4,639.83</b>
2	<b>Current assets</b>			
	(a) Inventories	12	146.41	97.44
	(b) Financial assets			
	(i) Investments	7 (B)	217.46	560.45
	(ii) Loans	8	1,670.00	68.48
	(iii) Trade receivables	13	560.36	267.00
	(iv) Unbilled receivables		263.82	240.09
	(v) Cash and cash equivalents	14	168.75	433.52
	(vi) Bank balances other than (v) above	15	19.38	25.05
	(vii) Other financial assets	9	17.44	135.37
	(c) Other current assets	11	18.47	11.53
	<b>Total current assets</b>		<b>3,082.09</b>	<b>1,829.02</b>
	<b>Total assets</b>		<b>7,191.45</b>	<b>6,468.85</b>
B	<b>EQUITY AND LIABILITIES</b>			
	<b>Equity</b>			
	(a) Equity share capital	16(A)	2,987.73	1,991.82
	(b) Other equity	16(B)	941.51	1,577.09
	<b>Total equity</b>		<b>3,929.24</b>	<b>3,568.91</b>
	<b>Liabilities</b>			
1	<b>Non-current liabilities</b>			
	(a) Financial Liabilities			
	(i) Borrowings	17	1,575.11	1,518.48
	(ii) Lease Liabilities		0.52	0.52
	(b) Provisions	19	11.44	16.72
	<b>Total non current liabilities</b>		<b>1,587.07</b>	<b>1,535.72</b>
2	<b>Current liabilities</b>			
	(a) Financial Liabilities			
	(i) Borrowings	17	477.26	490.10
	(ii) Lease liabilities		0.00	0.00
	(iii) Trade payables			
	-total outstanding dues of micro enterprises and small enterprises; and	20	12.43	5.40
	-total outstanding dues of creditors other than micro enterprises and small enterprises		160.38	130.79
	(iv) Other financial liabilities	18	1,013.96	730.78
	(b) Other current liabilities	21	4.48	4.50
	(c) Provisions	19	4.80	2.65
	(d) Current tax liabilities (net)	10 (B)	1.83	-
	<b>Total current liabilities</b>		<b>1,675.14</b>	<b>1,364.22</b>
	<b>Total equity and liabilities</b>		<b>7,191.45</b>	<b>6,468.85</b>

See accompanying notes to the financial statements

(1-53)

As per our attached report of even date

For Lodha & Co.

Chartered Accountants

Firm Registration No. 301051E


  
R. P. Baradiya

Partner

Membership No. 44101



For and on behalf of the Board of Directors

  
Prashant Jain  
Chairman  
[DIN 01281621]

  
Pritesh Nay  
Director  
[DIN 08868022]

  
Chittur Ramakrishnan Lakshman  
Company Secretary &  
Chief Financial Officer

Place, Mumbai  
May 22, 2023

**JSW ENERGY (BARMER) LIMITED**  
**Statement of Consolidated Profit and Loss for the year ended March 31, 2023**

₹ crore except per share data as stated otherwise

Particulars	Note No.	For the year ended March 31, 2023	For the year ended March 31, 2022
I Revenue from operations	22	3,025.98	2,666.54
II Other income	23	101.18	73.92
<b>III Total income</b>		<b>3,127.16</b>	<b>2,740.46</b>
<b>IV Expenses</b>			
(a) Fuel costs	24	1,925.85	1,452.86
(b) Employee benefits expense	25	76.39	70.94
(c) Finance costs	26	146.26	136.60
(d) Depreciation and amortisation expense	4 & 6	357.63	357.03
(e) Other expenses	27	217.01	184.96
<b>Total expenses</b>		<b>2,723.14</b>	<b>2,202.39</b>
<b>V Share of profit of a joint venture</b>		<b>19.29</b>	<b>8.54</b>
<b>VI Profit before tax</b>		<b>423.31</b>	<b>546.61</b>
<b>VII Tax expense</b>			
-Current tax		70.59	93.92
-Deferred tax	28	19.55	(10.75)
-Deferred tax adjustable in future tariff		(19.55)	10.75
<b>VIII Profit for the year</b>		<b>352.72</b>	<b>452.69</b>
<b>IX Other comprehensive income</b>			
(i) Items that will not be reclassified to profit or loss			
-Remeasurements of the net defined benefit plans		(0.18)	(1.52)
(ii) Income tax relating to items that will not be reclassified to profit or loss		0.03	0.27
<b>X Total comprehensive income for the year</b>		<b>352.57</b>	<b>451.44</b>
<b>XI Earnings per equity share of ₹ 10 each</b>	38		
Basic & Diluted (₹)		<b>1.18</b>	<b>1.52</b>

See accompanying notes to the financial statements

(1-53)

As per our attached report of even date

For Lodha & Co.

Chartered Accountants

Firm Registration No. 301051E

R. P. Baradiya

Partner

Membership No. 44101



For and on behalf of the Board of Directors

Prashant Jain

Chairman

[DIN 01281621]

Pritesh Vinay

Director

[DIN 08868022]

Chittur Ramakrishnan Lakshman

Company Secretary &

Chief Financial Officer

Place: Mumbai

May 22, 2023

**JSW ENERGY (BARMER) LIMITED**

**Consolidated Statement of changes in equity for the year ended March 31, 2023**

**A. EQUITY SHARE CAPITAL**

₹ crore

Particulars	Total
Balance at April 01, 2021	1,728.05
Add:-Issue of bonus shares (refer note 16(A)(i)(1))	1,265.77
Less:-Buy back of shares (refer note 16(A)(i)(2))	(1,000.00)
Balance at March 31, 2022	1,991.82
Add:-Issue of bonus shares (refer note 16(A)(i)(3))	995.91
Balance at March 31, 2023	2,987.73

**B. OTHER EQUITY**

₹ crore

Particulars	Items of other comprehensive income					Total Other Equity
	General reserve	Equity settled employee benefits reserve	Capital redemption reserve	Retained earnings	Remeasurements of the net defined benefit plans	
Balance at April 01, 2021	0.09	3.81	-	2,383.91	(1.01)	2,386.79
Profit for the year ended March 31, 2022	-	-	-	452.69	-	452.69
Other comprehensive income	-	-	-	-	(1.25)	(1.25)
<b>Total comprehensive income for the year ended March 31, 2022</b>	-	-	-	452.69	(1.25)	451.44
Issuance of bonus shares (refer note 16(A)(i)(1))	-	-	-	(1,265.77)	-	(1,265.77)
Transfer from/ to capital redemption reserve (CRR) for buy back of shares (refer note 16(A)(i)(2))	-	-	1,000.00	(1,000.00)	-	-
Share based payments	-	4.63	-	-	-	4.63
Balance at March 31, 2022	0.09	8.44	1,000.00	570.83	(2.26)	1,577.09

₹ crore

Particulars	Items of other comprehensive income					Total Other Equity
	General reserve	Equity settled employee benefits reserve	Capital redemption reserve	Retained earnings	Remeasurements of the net defined benefit plans	
Balance as at April 01, 2022	0.09	8.44	1,000.00	570.83	(2.26)	1,577.09
Profit for the year ended March 31, 2023	-	-	-	352.72	-	352.72
Other comprehensive income	-	-	-	-	(0.15)	(0.15)
<b>Total comprehensive income for the year ended March 31, 2023</b>	-	-	-	352.72	(0.15)	352.57
Issuance of bonus shares (refer note 16(A)(i)(3))	-	-	(995.91)	-	-	(995.91)
Share based payments	-	7.75	-	-	-	7.75
Balance at as March 31, 2023	0.09	16.19	4.09	923.55	(2.41)	941.51

See accompanying notes to the financial statements (1-53)

As per our attached report of even date

For Lodha & Co.

Chartered Accountants

Firm Registration No. 301051E

*R. P. Baradiya*

R. P. Baradiya

Partner

Membership No. 44101

For and on behalf of the Board of Directors

*Prashant Jain*

Prashant Jain  
Chairman  
[DIN 01281621]

*Pritesh Vinay*

Pritesh Vinay  
Director  
[DIN 08868023]

*Chittur Ramakrishnan Lakshman*

Chittur Ramakrishnan Lakshman  
Company Secretary &  
Chief Financial Officer

Place: Mumbai

May 22, 2023



JSW ENERGY (BARMER) LIMITED

Statement of Consolidated Cash Flows for the year ended March 31, 2023

(₹ crore)

Particulars	For the year ended March 31, 2023		For the year ended March 31, 2022	
<b>I. CASH FLOW FROM OPERATING ACTIVITIES</b>				
Profit before tax		423.31		546.61
<b>Adjusted for:</b>				
Depreciation and amortisation expense	357.63		357.03	
Interest income	(63.81)		(58.49)	
Net gain on fair valuation of current investments through profit or loss	(0.20)		(0.46)	
Net gain on sale of current investments	(36.67)		(14.50)	
Loss on disposal / discard of property, plant and equipment	0.06		-	
Share of profit of a joint venture	(19.30)		(8.54)	
Unrealised foreign exchange (gain) / loss	-		0.00	
Finance costs	146.26		136.60	
		383.97		411.64
<b>Operating profit before working capital changes</b>		807.28		958.25
<b>Adjustments for:</b>				
(Increase)/Decrease in Trade receivables	(327.00)		357.51	
Increase/(Decrease) in Trade and Other payables	321.91		182.59	
(Increase)/Decrease in Loans, advances and other receivables	(23.47)		(28.83)	
(Increase)/Decrease in Inventories	(48.97)		49.03	
		(77.53)		560.30
<b>Cash generated from operations</b>		729.75		1,518.55
Direct taxes paid (net)		(69.25)		(88.70)
<b>NET CASH GENERATED FROM OPERATING ACTIVITIES</b>		660.50		1,429.85
<b>II. CASH FLOW FROM INVESTING ACTIVITIES</b>				
Purchase of Property, plant and equipment including CWIP, capital advances and pre-operative expenses		(68.74)		(24.47)
Demand loan taken back		365.78		850.00
Demand loan given		(1,967.30)		(918.48)
Perpetual debt taken back		300.00		-
Interest income		168.68		41.78
Income from sale of current investments		36.87		14.96
Bank deposits not considered as cash and cash equivalents(net)		(4.61)		(25.15)
<b>NET CASH USED IN INVESTING ACTIVITIES</b>		(1,169.32)		(61.36)
<b>III. CASH FLOW FROM FINANCING ACTIVITIES</b>				
Proceeds from long term borrowings-Banks/fls		954.82		1,100.00
Proceeds/(Repayment) of working capital loan		25.26		(1.80)
Proceeds from short term borrowings		-		100.00
Repayment of long term borrowings-banks/fls		(935.33)		(693.75)
Buy back of equity shares		-		(1,000.00)
Finance costs		(143.64)		(137.29)
Payment of operating lease liabilities		(0.05)		(0.09)
<b>NET CASH USED IN FINANCING ACTIVITIES</b>		(98.94)		(632.93)
<b>NET INCREASE/ (DECREASE) IN CASH AND CASH EQUIVALENTS (I+II+III)</b>		(607.76)		735.56
<b>CASH AND CASH EQUIVALENTS - AT THE BEGINNING OF THE YEAR (Refer Note 7 and 14)</b>		993.97		258.41
<b>CASH AND CASH EQUIVALENTS - AT THE END OF THE YEAR (Refer Note 7 and 14)</b>		386.21		993.97

See accompanying notes to the financial statements (1-53)

Notes :

- Cash and cash equivalents includes cash and cash equivalents of ₹ 168.75 crore (previous year ₹ 433.52 crore) and current investment in mutual funds of ₹ 217.46 crore (previous year ₹ 560.45 crore).
- Previous year's figures have been re-grouped / re-arranged wherever necessary to conform to current year's classification.

As per our attached report of even date

For Lodha & Co.  
Chartered Accountants  
Firm Registration No. 301051E

R. P. Baradiya  
Partner  
Membership No. 44101



For and on behalf of the Board of Directors

Prashant Jain  
Chairman  
[DIN 01281621]

Pratesh Vimal  
Director  
[DIN 08868022]

Chittur Ramakrishnan Lakshman  
Company Secretary &  
Chief Financial Officer

Place: Mumbai  
May 22, 2023

**JSW Energy (Barmer) Limited**  
**Notes to the Consolidated Financial Statements for the year ended March 31, 2023**

**Note no. 1- General information**

The Consolidated financial statements comprise financial statements of JSW Energy (Barmer) Limited (hereinafter referred to as ("the Parent Company")) for the year ended March 31, 2023.

The Parent Company is a public company domiciled in India and is incorporated under the provisions of the Companies Act applicable in India. The registered office of the Company is located at JSW Centre Bandra Kurla Complex, Bandra East, Mumbai - 400 051.

The Parent Company is primarily engaged in the business of generation of power. The Company has set up a lignite based thermal power plant at Barmer, Rajasthan comprising of 8 units of 135 MW each.

The Board of Directors approved the Consolidated financial statements for the year ended March 31, 2023 on May 22, 2023.

**The Parent Company has the following Joint Venture Company**

Name of the Company	Proportion of Ownership Interest	Nature of Business
Barmer Lignite Mining Company Limited (BLMCL)	49%	Development, operation and extraction of lignite from the mines.

Hereinafter Parent Company and Joint Venture Company together will be referred as "Group".

**Note no. 2- Statement of compliance**

These Consolidated financial statements have been prepared in accordance with the Indian Accounting Standards (referred to as "Ind AS") prescribed under Section 133 of the Companies Act, 2013 read with the Companies (Indian Accounting Standards) Rules as amended from time to time.

**Note no. 3.1- Basis of preparation of consolidated financial statements**

These Consolidated financial statements have been prepared in accordance with the Indian Accounting Standards (hereinafter referred to as the 'Ind AS') as notified by Ministry of Corporate Affairs pursuant to Section 133 of the Companies Act, 2013 read with Rule 4 of the Companies (Indian Accounting standards) Rules, 2015 as amended from time to time

The financial statements of the Group are prepared in accordance with the Indian Generally Accepted Accounting Principles (GAAP) on the accrual basis of accounting and historical cost convention except for the certain material items that have been measured at fair value as required by the relevant Ind AS and explained in the ensuing policies below.

The Consolidated financial statements are presented in Indian rupees ('INR') which is functional currency and all values are rounded to the nearest crore, except otherwise indicated.



**JSW Energy (Barmer) Limited**  
**Notes to the Consolidated Financial Statements for the year ended March 31, 2023**

**Use of estimates & Judgements**

The preparation of the Consolidated financial statements requires that the Management to make estimates and assumptions that affect the reported amounts of assets and liabilities, disclosure of contingent liabilities as at the date of the Consolidated financial statements and the reported amounts of revenue and expenses during the reporting period. The recognition, measurement, classification or disclosure of an item or information in the Consolidated financial statements is made relying on these estimates.

The estimates and judgements used in the preparation of the Consolidated financial statements are continuously evaluated by the Group and are based on historical experience and various other assumptions and factors (including expectations of future events) that the Group believes to be reasonable under the existing circumstances. Actual results could differ from those estimates. Any revision to accounting estimates is recognised prospectively in current and future periods

The critical accounting judgements and key estimates followed by the Group for preparation of Consolidated financial statements is described in Note no 30.

**Note no. 3.2- Basis of consolidation**

The consolidated financial statements comprise the financial statements of the Parent Company and its joint venture company as at 31<sup>st</sup> March 2023.

Consolidated financial statements are prepared using uniform accounting policies for like transactions and other events in similar circumstances. If a member of the Group uses accounting policies other than those adopted in the consolidated financial statements for like transactions and events in similar circumstances, appropriate adjustments are made to that Group's financial statements in preparing the consolidated financial statements to ensure conformity with the Group's accounting policies.

The financial statements of all entities used for the purpose of consolidation are drawn up to same reporting date as that of the parent company, i.e., year ended on 31<sup>st</sup> March. When the end of the reporting period of the parent is different from that of a subsidiary, the subsidiary prepares, for consolidation purposes, additional financial information as of the same date as the financial statements of the parent to enable the parent to consolidate the financial information of the subsidiary, unless it is impracticable to do so.

**Consolidation procedure for Investments in joint ventures**

A joint venture is a joint arrangement whereby the parties that have joint control of the arrangement (and) have right(s) to the net assets of the joint arrangement. Joint control is the contractually agreed sharing of control of an arrangement, which exists only when decisions about the relevant activities require unanimous consent of the parties sharing control.



**JSW Energy (Barmer) Limited**  
**Notes to the Consolidated Financial Statements for the year ended March 31, 2023**

The results and assets and liabilities of joint venture are incorporated in these consolidated financial statements using the equity method of accounting, except when the investment, or a portion thereof, is classified as held for sale, in which case it is accounted for in accordance with Ind AS 105 – Non-current Assets Held for Sale and Discontinued Operations.

Under the equity method, an investment in a joint venture is initially recognised in the consolidated balance sheet at cost and adjusted thereafter to recognise the Parent Company's share of the profit or loss and other comprehensive income of the joint venture. When the Parent Company's share of losses of a joint venture exceeds the Parent Company's interest in that joint venture (which includes any long-term interests that, in substance, form part of the Parent Company's net investment in the joint venture), the Parent Company discontinues recognising its share of further losses. Additional losses are recognised only to the extent that the Parent Company has incurred legal or constructive obligations or made payments on behalf of or joint venture.

An investment in a joint venture is accounted for using the equity method from the date on which the investee becomes a joint venture. On acquisition of the investment in a joint venture, any excess of the cost of the investment over the Parent Company's share of the net fair value of the identifiable assets and liabilities of the investee is recognised as goodwill, which is included within the carrying amount of the investment. Any excess of the Parent Company's share of the net fair value of the identifiable assets and liabilities over the cost of the investment, after reassessment, is recognised directly in equity as capital reserve in the period in which the investment is acquired.

After application of the equity method of accounting, the Parent Company determines whether there is any objective evidence of impairment as a result of one or more events that occurred after the initial recognition of the net investment in a joint venture and that event (or events) has an impact on the estimated future cash flows from the net investment that can be reliably estimated. If there exists an objective evidence of impairment, then it is necessary to recognise impairment loss with respect to the Parent company's investment in a joint venture.

The Parent Company discontinues the use of the equity method from the date when the investment ceases to be a joint venture, or when the investment is classified as held for sale.

Distributions received from a joint venture reduce the carrying amount of the investment. Unrealised gains on transactions between the Parent Company and joint ventures are eliminated to the extent of the Parent Company's interest in these entities. Unrealised losses are also eliminated unless the transaction provides evidence of an impairment of the assets transferred



**JSW Energy (Barmer) Limited**  
**Notes to the Consolidated Financial Statements for the year ended March 31, 2023**

**Note no. 3.3- Recent accounting pronouncements:**

The Ministry of Corporate Affairs ("MCA") notifies new standards or amendments under Companies (Indian Accounting Standards) Rules as issued from time to time. On 31<sup>st</sup> March, 2023, MCA amended the Companies (Indian Accounting Standards) Rules, 2015 by issuing the Companies (Indian Accounting Standards) Amendment Rules, 2023, applicable from 1<sup>st</sup> April, 2023, as below:

**Ind AS 1 – Presentation of Financial Statements**

The amendments require companies to disclose their material accounting policies rather than their significant accounting policies. Accounting policy information, together with other information, is material when it can reasonably be expected to influence decisions of primary users of general purpose financial statements.

**Ind AS 12 – Income Taxes**

The amendments clarify how companies account for deferred tax on transactions such as leases and decommissioning obligations. The amendments narrowed the scope of the Initial recognition exemption of Ind AS 12 so that it no longer applies to transactions that, on initial recognition, give rise to equal taxable and deductible temporary differences. Accordingly, companies will need to recognise a deferred tax asset and a deferred tax liability for temporary differences arising on transactions such as initial recognition of a lease and a decommissioning provision.

**Ind AS 8 – Accounting Policies, Changes in Accounting Estimates and Errors**

The definition of a "change in accounting estimates" has been replaced with a definition of "accounting estimates". Accounting estimates are defined as "monetary amounts in financial statements that are subject to measurement uncertainty". Entities develop accounting estimates if accounting policies require items in financial statements to be measured in a way that involves measurement uncertainty.

The Group is evaluating the impact of these amendments.

**Note no. 3.4- Significant accounting policies**

**I. Property, plant and equipment**

The cost of property, plant and equipment comprises its purchase price net of any trade discounts and rebates, any import duties and other taxes (other than those subsequently recoverable from the tax authorities), any directly attributable expenditure on making the asset ready for its intended use, including relevant borrowing costs for qualifying assets and any expected costs of decommissioning. Expenditure incurred after the property, plant and equipment have been put into operation, such as repairs and maintenance, are charged to Statement of Profit and Loss in the period in which the costs are incurred. Major shutdown or overhaul expenditure is capitalised as the activities are undertaken improves the economic benefits expected to arise from the asset.

An item of property, plant and equipment is derecognised upon disposal or when no future economic benefits are expected to arise from the continued use of the asset. Any gain or loss arising on the disposal or retirement of an item of property, plant and equipment is determined as the difference between the sales proceeds and the carrying amount of the asset and is recognised in the Statement of Profit and Loss.



**JSW Energy (Barmer) Limited**  
**Notes to the Consolidated Financial Statements for the year ended March 31, 2023**

Assets in the course of construction are capitalised in the assets under construction account. At the point when an asset is operating at management's intended use, the cost of construction is transferred to the appropriated category of property, plant and equipment and depreciation commences. Where an obligation (legal or constructive) exists to dismantle or remove an asset or restore a site to its former condition at the end of its useful life, the present value of the estimate cost of dismantling, removing or restoring the site is capitalised along with the cost of acquisition or construction upon completion and a corresponding liability is recognised. Revenue generated from production during the trial period is capitalised.

Property, plant and equipment except freehold land held for use in the production, supply or administrative purposes, are stated in the balance sheet at cost less accumulated depreciation and accumulated impairment losses, if any. Freehold or Leasehold land is stated at historical cost. Leasehold Land acquired by the Group, with an option in the lease deed, entitling the Group to purchase on outright basis after a certain period at no additional cost is not amortised.

## **II. Intangible assets**

Intangible assets with finite useful lives that are acquired separately are carried at cost less accumulated amortization and accumulated impairment losses. Intangible assets with indefinite useful lives are carried at cost less accumulated impairment losses.

Certain computer software costs are capitalised and recognised as Intangible assets based on materiality, accounting prudence and significant benefits expected to flow therefrom for a period longer than one year.

## **III. Depreciation & amortization**

Depreciation is recognised so as to write off the cost of assets (other than freehold land and properties under construction) less their residual values over their useful lives, using the straight-line method.

Amortization of intangible assets is recognised on a straight-line basis over their estimated useful lives. The estimated useful life and amortization method are reviewed at the end of each reporting period, with the effect of any changes in estimate being accounted for on a prospective basis.

Depreciation on tangible assets is provided as per the provisions of Part B of Schedule II of the Companies Act, 2013 based on useful life and residual value notified for accounting purposes by Electricity Regulatory Authorities.

Assets not owned by the Group is amortised over a period of 10 years. Specialized Software is amortised over an estimated useful life of 3 years.

Plant and Equipment (Capital Overhauling) is depreciated over a period of 4 years.

Estimated useful lives of the assets are as follows:

<b>Class of assets</b>	<b>Useful life (In Years)</b>
Buildings	25
Plant and Machinery	25
Furniture and fixtures	15
Office equipment	15
Vehicles	10



**JSW Energy (Barmer) Limited**  
**Notes to the Consolidated Financial Statements for the year ended March 31, 2023**

The estimated useful lives, residual values and depreciation method are reviewed at the end of each reporting period, with the effect of any changes in estimate accounted for on a prospective basis.

**IV. Capital Work-in-progress and Pre-operative Expenses during Construction Period**

Capital Work-in-Progress includes expenditure during construction period incurred on projects under implementation treated as pre-operative expenses pending allocation to the assets. These expenses are apportioned to the respective fixed assets on their completion / commencement of commercial production.

**V. Impairment of tangible and intangible assets other than goodwill**

At the end of each reporting period, the Group reviews the carrying amounts of its tangible and intangible assets to determine whether there is any indication that those assets have suffered an impairment loss. If any such indication exists, the recoverable amount of the asset is estimated in order to determine the extent of the impairment loss (if any). When it is not possible to estimate the recoverable amount of an individual asset, the Group estimates the recoverable amount of the cash-generating unit to which the asset belongs. When a reasonable and consistent basis of allocation can be identified, corporate assets are also allocated to individual cash-generating units, or otherwise they are allocated to the smallest Group of cash-generating units for which a reasonable and consistent allocation basis can be identified.

Intangible assets with indefinite useful lives and intangible assets not yet available for use are tested for impairment at least annually, and whenever there is an indication that the asset may be impaired.

Recoverable amount is the higher of fair value less costs of disposal and value in use. In assessing value in use, the estimated future cash flows are discounted to their present value using a pre-tax discount rate that reflects current market assessments of the time value of money and the risks specific to the asset for which the estimates of future cash flows have not been adjusted.

If the recoverable amount of an asset (or cash-generating unit) is estimated to be less than its carrying amount, the carrying amount of the asset (or cash-generating unit) is reduced to its recoverable amount. An impairment loss is recognised immediately in Statement of Profit and Loss.

When an impairment loss subsequently reverses, the carrying amount of the asset (or a cash-generating unit) is increased to the revised estimate of its recoverable amount, but so that the increased carrying amount does not exceed the carrying amount that would have been determined had no impairment loss been recognised for the asset (or cash-generating unit) in prior years. A reversal of an impairment loss is recognised immediately in Statement of Profit or Loss.

**VI. Borrowing costs**

Borrowing costs directly attributable to the acquisition, construction or production of qualifying assets, which are assets that necessarily take a substantial period of time to get ready for their intended use or



**JSW Energy (Barmer) Limited**  
**Notes to the Consolidated Financial Statements for the year ended March 31, 2023**

sale, are added to the cost of those assets, until such time as the assets are substantially ready for their intended use or sale.

All other borrowing costs are recognised in Statement of Profit and Loss in the period in which they are incurred.

The Group determines the amount of borrowing costs eligible for capitalisation as the actual borrowing costs incurred on that borrowing during the period less any interest income earned on temporary investment of specific borrowings pending their expenditure on qualifying assets, to the extent that an entity borrows funds specifically for the purpose of obtaining a qualifying asset. In case if the Group borrows generally and uses the funds for obtaining a qualifying asset, borrowing costs eligible for capitalisation are determined by applying a capitalisation rate to the expenditures on that asset.

The Group suspends capitalisation of borrowing costs during extended periods in which it suspends active development of a qualifying asset.

#### **VII. Cash and cash equivalents**

Cash and cash equivalent in the balance sheet comprise cash at banks and on hand and demand deposits with an original maturity of three months or less and highly liquid investments that are readily convertible into known amounts of cash and which are subject to an insignificant risk of changes in value net of outstanding bank overdrafts as they are considered an integral part of the Group cash management.

#### **VIII. Inventories**

Cost of inventories includes cost of purchase price, costs of conversion and other costs incurred in bringing the inventories to their present location and condition. Inventories of stores, spare parts, coal, fuel and loose tools are stated at the lower of weighted average cost or net realizable value. Net realizable value represents the estimated selling price for inventories less all estimated cost of completion and costs necessary to make the sale.

#### **IX. Revenue recognition**

##### **Sale of Power**

Revenue towards satisfaction of performance obligation from contracts with customers is recognised when control of the goods including power generated or services is transferred to the customer, at transaction price (net of variable consideration) i.e. at an amount that reflects the consideration to which the Company expects to be entitled in exchange for transferring promised goods or services having regard to the terms of the contract including Power Purchase Agreements, relevant tariff regulations and the tariff orders by the regulator, as applicable. If the consideration in a contract includes a variable amount, the Company estimates the amount of consideration to which it will be entitled in exchange for satisfaction of performance obligation. The variable consideration is estimated having regard to various relevant factors including historical trend and constrained until it is highly probable that a significant



**JSW Energy (Barmer) Limited**  
**Notes to the Consolidated Financial Statements for the year ended March 31, 2023**

revenue reversal in the amount of cumulative revenue recognised will not occur when the associated uncertainty with the variable consideration is subsequently resolved. Compensation towards shortfall in offtake are recognised on collection or earlier when there is reasonable certainty to expect ultimate collection.

Surcharge on delay payment/overdue sundry debtors for sale of energy is recognised when no significant uncertainty as to measurability or collectability exists.

**Interest income**

Interest income from a financial asset is recognised when it is probable that the economic benefits will flow to the Group and the amount of income can be measured reliably. Interest income is accrued on a time basis, by reference to the principal outstanding and at the effective interest rate applicable, which is the rate that exactly discounts estimated future cash receipts through the expected life of the financial asset to that asset's net carrying amount on initial recognition.

**X. Foreign currency transactions**

In preparing the financial statements of each individual Company entity, transactions in currencies other than the entity's functional currency (foreign currencies) are recognised at the rates of exchange prevailing at the dates of the transactions. At the end of each reporting period, monetary items denominated in foreign currencies are retranslated at the rates prevailing at that date. Non-monetary items carried at fair value that are denominated in foreign currencies are retranslated at the rates prevailing at the date when the fair value was determined. Non-monetary items that are measured in terms of historical cost in a foreign currency are not retranslated.

Exchange differences on monetary items are recognised in profit or loss in the period in which they arise except for

- Exchange differences on foreign currency borrowings relating to assets under construction for future productive use, which are included in the cost of those assets when they are regarded as an adjustment to interest costs on those foreign currency borrowings
- Exchange differences on transactions entered into in order to hedge certain foreign currency risks; and
- Exchange differences on monetary items receivable from or payable to a foreign operation for which settlement is neither planned nor likely to occur (therefore forming part of the net investment in the foreign operation), which are recognised initially in other comprehensive income and reclassified from equity to profit or loss on repayment of the monetary items; and
- Exchange difference arising on settlement / restatement of long-term foreign currency monetary items recognised in the financial statements for the year ended 31st March, 2016 prepared under previous GAAP, are capitalised as a part of the depreciable PPE to which the monetary item relates and



**JSW Energy (Barmer) Limited**  
**Notes to the Consolidated Financial Statements for the year ended March 31, 2023**

depreciated over the remaining useful life of such assets. If such monetary items do not relate to acquisition of depreciable PPE, the exchange difference is amortised over the maturity period / up to the date of settlement of such monetary item, whichever is earlier and charged to the Statement of Profit and Loss. The un-amortised exchange difference is carried under other equity as "Foreign currency monetary item translation difference account" net of tax effect thereon, where applicable. All exchange differences on foreign currency monetary items originating after March, 2016 including those relating to PPE are charged off to statement of profit and loss.

**XI. Employee Benefits.**

**Post-employment plans**

**a. Defined-benefit plan – Gratuity**

The liability or asset recognised in the balance sheet in respect of defined benefit gratuity plan is the present value of defined benefit obligations at the end of the reporting period less fair value of plan assets. The defined benefit obligations is calculated annually by actuaries through actuarial valuation using the projected unit credit method.

The Group recognises the following changes in the net defined benefit obligation as an expense in the statement of profit and loss

- (i) Service costs comprising current service costs, past-service costs, gains and losses on curtailment and non-routine settlements; and
- (ii) Net interest expense or income

The net interest cost is calculated by applying the discount rate to the net balance of the defined benefit obligation and fair value of plan assets. This cost is included in employee benefit expenses in the statement of the profit & loss.

- (iii) Re-measurement comprising of actuarial gains and losses arising from
  - Re-measurement of Actuarial(gains)/losses
  - Return on plan assets, excluding amount recognised in effect of asset ceiling
  - Re-measurement arising because of change in effect of asset ceiling is recognised in the period in which they occur directly in other comprehensive income. Re-measurement is not reclassified to profit or loss in subsequent periods.

Ind AS 19 requires the exercise of judgment in relation to various assumptions including future pay rises, inflation and discount rates and employee and pensioner demographics. The Group determines the assumptions in conjunction with its actuaries, and believes these assumptions to be in line with best practice, but the application of different assumptions could have a significant effect on the amounts reflected in the income statement, other comprehensive income and balance sheet. There may be also interdependency between some of the assumptions.



**JSW Energy (Barmer) Limited**  
**Notes to the Consolidated Financial Statements for the year ended March 31, 2023**

**b. Defined-contribution plan - Provident fund**

Under defined contribution plans, provident fund, the Group pays pre-defined amounts to separate funds and does not have any legal or informal obligation to pay additional sums. Defined Contribution plan comprise of contributions to the employees' provident fund with the government and certain state plans like Employees' State Insurance. The Group's payments to the defined contribution plans are recognised as expenses during the period in which the employees perform the services that the payment covers.

A liability for a termination benefit is recognised at the earlier of when the entity can no longer withdraw the offer of the termination benefit and when the entity recognises any related restructuring costs.

**Short-term and other long-term employee benefits**

A liability is recognised for benefits accruing to employees in respect of wages and salaries, annual leave and sick leave in the period the related service is rendered at the undiscounted amount of the benefits expected to be paid in exchange for that service.

Liabilities recognised in respect of short-term employee benefits are measured at the undiscounted amount of the benefits expected to be paid in exchange for the related service.

Liabilities recognised in respect of other long-term employee benefits are measured at the present value of the estimated future cash outflows expected to be made by the Group in respect of services provided by employees up to the reporting date.

Compensated absences which are not expected to occur within twelve months after the end of the period in which the employee renders the related services are recognised as a liability at the present value of the obligation as at the Balance sheet date determined based on an actuarial valuation.

**Share-based payment arrangements**

Equity-settled share-based payments to employees and others providing similar services are measured at the fair value of the equity instruments at the grant date.

The fair value determined at the grant date of the equity-settled share-based payments is expensed on a straight-line basis over the vesting period, based on the Group's estimate of equity instruments that will eventually vest, with a corresponding increase in equity. At the end of each reporting period, the Group revises its estimate of the number of equity instruments expected to vest. The impact of the revision of the original estimates, if any, is recognised in profit or loss such that the cumulative expense reflects the revised estimate, with a corresponding adjustment to the equity-settled employee benefits reserve.



**JSW Energy (Barmer) Limited**  
**Notes to the Consolidated Financial Statements for the year ended March 31, 2023**

**XII. Taxation**

Income tax comprises current and deferred tax. Income tax expense is recognised in the Statement of Profit and Loss except to the extent it relates to items directly recognised in equity or in other comprehensive income.

**Current tax**

Current tax is the amount of tax payable based on the taxable profit for the year. Taxable profit differs from 'profit before tax' as reported in the statement of profit and loss because of items of income or expense that are taxable or deductible in other years and items that are never taxable or deductible. The Group's current tax is calculated using tax rates that have been enacted or substantively enacted by the end of the reporting period.

**Minimum Alternative Tax**

Minimum Alternative Tax ('MAT') credit is recognised as an asset only when and to the extent there is convincing evidence that the Group will pay normal income-tax during the specified period. In the year in which the MAT credit becomes eligible to be recognised as an asset, the said asset is created by way of a credit to the statement of profit and loss and included in deferred tax assets. The Group reviews the same at each balance sheet date and writes down the carrying amount of MAT credit entitlement to the extent there is no longer convincing evidence to the effect that Group will pay normal income-tax during the specified period.

**Deferred tax**

Deferred tax is recognised on temporary differences between the carrying amounts of assets and liabilities in the financial statements and the corresponding tax bases used in the computation of taxable profit. Deferred tax liabilities are generally recognised for all taxable temporary differences. Deferred tax assets are generally recognised for all deductible temporary differences to the extent that it is probable that taxable profits will be available against which those deductible temporary differences can be utilised. Such deferred tax assets and liabilities are not recognised if the temporary difference arises from the initial recognition (other than in a business combination) of assets and liabilities in a transaction that affects neither the taxable profit nor the accounting profit. In addition, deferred tax liabilities are not recognised if the temporary difference arises from the initial recognition of goodwill.

Deferred tax liabilities are recognised for taxable temporary differences associated with investments in subsidiaries and associates, and interests in joint ventures, except where the Group is able to control the reversal of the temporary difference and it is probable that the temporary difference will not reverse in the foreseeable future. Deferred tax assets arising from deductible temporary differences associated with such investments and interests are only recognised to the extent that it is probable that there will be sufficient taxable profits to utilize the benefits of the temporary differences and they are expected to reverse in the foreseeable future.



**JSW Energy (Barmer) Limited**  
**Notes to the Consolidated Financial Statements for the year ended March 31, 2023**

The carrying amount of deferred tax assets is reviewed at the end of each reporting period and reduced to the extent that it is no longer probable that sufficient taxable profits will be available to allow all or part of the asset to be recovered.

Deferred tax liabilities and assets are measured at the tax rates that are expected to apply in the period in which the liability is settled or the asset realised, based on tax rates (and tax laws) that have been enacted or substantively enacted by the end of the reporting period.

Deferred tax assets and liabilities are offset if a legally enforceable right exists to set off current tax assets against current tax liabilities and the deferred tax assets relate to the same taxable entity and same taxation authority.

**Current and deferred tax for the year**

Current and deferred tax are recognised in profit or loss, except when they relate to items that are recognised in other comprehensive income or directly in equity, in which case, the current and deferred tax are also recognised in other comprehensive income or directly in equity respectively

**XIII. Earnings per share**

Basic earnings per share is computed by dividing the profit/ (loss) after tax by the weighted average number of equity shares outstanding during the year. Diluted earnings per share is computed by dividing the profit/ (loss) after tax as adjusted for dividend, interest and other charges to expense or income relating to the dilutive potential equity shares, by the weighted average number of equity shares considered for deriving basic earnings per share and the weighted average number of equity shares which could have been issued on the conversion of all dilutive potential equity shares. Potential equity shares are deemed to be dilutive only if their conversion to equity shares would decrease the net profit per share from continuing ordinary operations. Potential dilutive equity shares are deemed to be converted as at the beginning of the period, unless they have been issued at a later date

**XIV. Provisions , Contingencies and Commitments**

Provisions are recognised when the Group has a present obligation (legal or constructive) as a result of a past event, and it is probable that the Group will be required to settle the obligation, and a reliable estimate can be made of the amount of the obligation.

The amount recognised as a provision is the best estimate of the consideration required to settle the present obligation at the end of the reporting period, taking into account the risks and uncertainties surrounding the obligation. When a provision is measured using the cash flows estimated to settle the present obligation, its carrying amount is the present value of those cash flows (when the effect of the time value of money is material).



**JSW Energy (Barmer) Limited**  
**Notes to the Consolidated Financial Statements for the year ended March 31, 2023**

When some or all of the economic benefits required to settle a provision are expected to be recovered from a third party, a receivable is recognised as an asset if it is virtually certain that reimbursement will be received and the amount of the receivable can be measured reliably.

A disclosure for contingent liabilities is made where there is:

- a. A possible obligation that arises from past events and whose existence will be confirmed only by the occurrence or non-occurrence of one or more uncertain future events not wholly within the control of the entity; or
- b. A present obligation that arises from past events but is not recognised because
  - (i) it is not probable that an outflow of resources embodying economic benefits will be required to settle the obligation; or
  - (ii) the amount of the obligation cannot be measured with sufficient reliability

A contingent asset is a possible asset that arises from past events and whose existence will be confirmed only by the occurrence or non-occurrence of one or more uncertain future events not wholly within the control of the entity.

Commitments include the amount of purchase order (net of advances) issued to parties for completion of assets.

Provisions, contingent liabilities, contingent assets and commitments are reviewed at each reporting period.

Provisions for onerous contracts are recognised when the expected benefits to be derived by the Group from a contract are lower than the unavoidable costs of meeting the future obligations under the contract.

#### **XV. Financial instruments**

Financial assets and financial liabilities are recognised when a Group entity becomes a party to the contractual provisions of the instruments.

Financial assets and financial liabilities are initially measured at fair value. Transaction costs that are directly attributable to the acquisition or issue of financial assets and financial liabilities (other than financial assets and financial liabilities at fair value through profit or loss (FVTPL)) are added to or deducted from the fair value of the financial assets or financial liabilities, as appropriate, on initial recognition. Transaction costs directly attributable to the acquisition of financial assets or financial liabilities at fair value through profit or loss are recognised immediately in Statement of Profit or Loss.



**JSW Energy (Barmer) Limited**  
**Notes to the Consolidated Financial Statements for the year ended March 31, 2023**

**Financial assets**

Financial assets are recognised when the Group becomes a party to the contractual provisions of the instruments. Financial assets other than trade receivables are initially recognised at fair value plus transaction costs for all financial assets not carried at fair value through profit or loss. Financial assets carried at fair value through profit or loss is initially recognised at fair value, and transaction costs are expensed in the Statement of Profit and Loss.

**Subsequent measurement**

Financial assets, other than equity instruments, are subsequently measured at amortised cost, fair value through other comprehensive income or fair value through profit or loss on the basis of both

- I. The entity's business model for managing the financial assets and
- II. The contractual cash flow characteristics of the financial asset.

**Classification of financial assets**

Debt instruments that meet the following conditions are subsequently measured at amortised cost (except for debt instruments that are designated as at fair value through profit or loss on initial recognition):

- the asset is held within a business model whose objective is to hold assets in order to collect contractual cash flows; and
- The contractual terms of the instrument give rise on specified dates to cash flows that are solely payments of principal and interest on the principal amount outstanding.

Debt instruments that meet the following conditions are subsequently measured at fair value through other comprehensive income (except for debt instruments that are designated as at fair value through profit or loss on initial recognition)

- The asset is held within a business model whose objective is achieved both by collecting contractual cash flows and selling financial assets; and
- The contractual terms of the instrument give rise on specified dates to cash flows that are solely payments of principal and interest on the principal amount outstanding.

Interest income is recognised in profit or loss for FVTOCI debt instruments. For the purposes of recognising foreign exchange gains and losses, FVTOCI debt instruments are treated as financial assets measured at amortised cost. Thus, the exchange differences on the amortised cost are recognised in profit or loss and other changes in the fair value of FVTOCI financial assets are recognised in other comprehensive income and accumulated under the heading of 'Reserve for debt instruments through



**JSW Energy (Barmer) Limited**  
**Notes to the Consolidated Financial Statements for the year ended March 31, 2023**

other comprehensive income'. When the investment is disposed of, the cumulative gain or loss previously Accumulated in this reserve is reclassified to profit or loss. All other financial assets are subsequently measured at fair value.

**Effective interest method**

The effective interest method is a method of calculating the amortised cost of a debt instrument and of allocating interest income over the relevant period. The effective interest rate is the rate that exactly discounts estimated future cash receipts (including all fees paid or received that form an integral part of the effective interest rate, transaction costs and other premiums or discounts) through the expected life of the debt instrument, or, where appropriate, a shorter period, to the net carrying amount on initial recognition.

Income is recognised on an effective interest basis for debt instruments other than those financial assets classified as at FVTPL. Interest income is recognised in profit or loss and is included in the "Other income" line item.

**Investment in Joint venture Company**

Investment in Joint Venture Company is carried at cost in the financial statements.

**Investments in equity instruments at FVTOCI**

On initial recognition, the Group can make an irrevocable election (on an instrument-by-instrument basis) to present the subsequent changes in fair value in other comprehensive income pertaining to investments in equity instruments. This election is not permitted if the equity investment is held for trading. These elected investments are initially measured at fair value plus transaction costs. Subsequently, they are measured at fair value with gains and losses arising from changes in fair value recognised in other comprehensive income and accumulated in the 'Reserve for equity instruments through other comprehensive income'. The cumulative gain or loss is not reclassified to profit or loss on disposal of the investments. A financial asset is held for trading if:

- it has been acquired principally for the purpose of selling it in the near term; or
- on initial recognition it is part of a portfolio of identified financial instruments that the Group manages together and has a recent actual pattern of short-term profit-taking; or
- it is a derivative that is not designated and effective as a hedging instrument or a financial guarantee.

Dividends on these investments in equity instruments are recognised in profit or loss when the Group's right to receive the dividends is established, it is probable that the economic benefits associated with the dividend will flow to the entity, the dividend does not represent a recovery of part of cost of the investment



**JSW Energy (Barmer) Limited**  
**Notes to the Consolidated Financial Statements for the year ended March 31, 2023**

and the amount of dividend can be measured reliably. Dividends recognised in profit or loss are included in the 'Other income' line item.

**Financial assets at fair value through profit or loss (FVTPL)**

Investments in equity instruments are classified as at FVTPL, unless the Group irrevocably elects on initial recognition to present subsequent changes in fair value in other comprehensive income for investments in equity instruments which are not held for trading.

Debt instruments that do not meet the amortised cost criteria or FVTOCI criteria (see above) are measured at FVTPL. In addition, debt instruments that meet the amortised cost criteria or the FVTOCI criteria but are designated as at FVTPL are measured at FVTPL.

A financial asset that meets the amortised cost criteria or debt instruments that meet the FVTOCI criteria may be designated as at FVTPL upon initial recognition if such designation eliminates or significantly reduces a measurement or recognition inconsistency that would arise from measuring assets or liabilities or recognising the gains and losses on them on different bases. The Group has not designated any debt instrument as at FVTPL.

Financial assets at FVTPL are measured at fair value at the end of each reporting period, with any gains or losses arising on remeasurement recognised in profit or loss. The net gain or loss recognised in profit or loss incorporates any dividend or interest earned on the financial asset and is included in the 'Other income' line item. Dividend on financial assets at FVTPL is recognised when the Group's right to receive the dividends is established, it is probable that the economic benefits associated with the dividend will flow to the entity, the dividend does not represent a recovery of part of cost of the investment and the amount of dividend can be measured reliably.

**Impairment of financial assets**

The Group recognises a loss allowance for Expected Credit Losses (ECL) on financial assets that are measured at amortised cost and at FVOCI. The credit loss is difference between all contractual cash flows that are due to an entity in accordance with the contract and all the cash flows that the entity expects to receive (i.e. all cash shortfalls), discounted at the original effective interest rate. This is assessed on an individual or collective basis after considering all reasonable and supportable including that which is forward-looking.

The Group's trade receivables or contract revenue receivables do not contain significant financing component and loss allowance on trade receivables is measured at an amount equal to life time expected losses i.e. expected cash shortfall, being simplified approach for recognition of impairment loss allowance.



**JSW Energy (Barmer) Limited**  
**Notes to the Consolidated Financial Statements for the year ended March 31, 2023**

Under simplified approach, the Group does not track changes in credit risk. Rather it recognizes impairment loss allowance based on the lifetime ECL at each reporting date right from its initial recognition. The Group uses a provision matrix to determine impairment loss allowance on the portfolio of trade receivables.

The provision matrix is based on its historically observed default rates over the expected life of the trade receivable and is adjusted for forward looking estimates. At every reporting date, the historical observed default rates are updated and changes in the forward-looking estimates are analysed.

For financial assets other than trade receivables, the Group recognises 12-month expected credit losses for all originated or acquired financial assets if at the reporting date the credit risk of the financial asset has not increased significantly since its initial recognition. The expected credit losses are measured as lifetime expected credit losses if the credit risk on financial asset increases significantly since its initial recognition. If, in a subsequent period, credit quality of the instrument improves such that there is no longer significant increase in credit risks since initial recognition, then the Group reverts to recognizing impairment loss allowance based on 12 months ECL.

The impairment losses and reversals are recognised in Statement of Profit and Loss. For equity instruments and financial assets measured at FVTPL, there is no requirement for impairment testing.

#### **Derecognition of financial assets**

The Group derecognises a financial asset when the contractual rights to the cash flows from the asset expire, or when it transfers the financial asset and substantially all the risks and rewards of ownership of the asset to another party. If the Group neither transfers nor retains substantially all the risks and rewards of ownership and continues to control the transferred asset, the Group recognises its retained interest in the asset and an associated liability for amounts it may have to pay. If the Group retains substantially all the risks and rewards of ownership of a transferred financial asset, the Group continues to recognise the financial asset and also recognises a collateralised borrowing for the proceeds received.

On derecognition of a financial asset in its entirety, the difference between the asset's carrying amount and the sum of the consideration received and receivable and the cumulative gain or loss that had been recognised in other comprehensive income and accumulated in equity is recognised in profit or loss if such gain or loss would have otherwise been recognised in profit or loss on disposal of that financial asset.

On derecognition of a financial asset other than in its entirety (e.g. when the Group retains an option to repurchase part of a transferred asset), the Group allocates the previous carrying amount of the financial asset between the part it continues to recognise under continuing involvement, and the part it no longer recognises on the basis of the relative fair values of those parts on the date of the transfer. The difference between the carrying amount allocated to the part that is no longer recognised and the sum of the consideration received for the part no longer recognised and any cumulative gain or loss allocated to it that had been recognised in other comprehensive income is recognised in profit or loss if such gain or loss would have otherwise been recognised in profit or loss on disposal of that financial asset. A cumulative gain or loss that had been recognised in other comprehensive income is allocated between the part that continues to be recognised and the part that is no longer recognised on the basis of the relative fair values of those parts.



**JSW Energy (Barmer) Limited**  
**Notes to the Consolidated Financial Statements for the year ended March 31, 2023**

**Financial liabilities and equity instruments**

**Classification as debt or equity**

Debt and equity instruments issued by a Group entity are classified as either financial liabilities or as equity in accordance with the substance of the contractual arrangements and the definitions of a financial liability and an equity instrument.

**Equity instruments**

An equity instrument is any contract that evidences a residual interest in the assets of an entity after deducting all of its liabilities. Equity instruments issued by a Group entity are recognised at the proceeds received, net of direct issue costs.

Repurchase of the Group's own equity instruments is recognised and deducted directly in equity. No gain or loss is recognised in profit or loss on the purchase, sale, issue or cancellation of the Group's own equity instruments.

**Financial liabilities**

All Financial liabilities are measured at amortized cost using effective interest method or fair value through profit and loss.

However, financial liabilities that arise when a transfer of a financial asset does not qualify for derecognition or when the continuing involvement approach applies, financial guarantee contracts issued by the Group, and commitments issued by the Group to provide a loan at below-market interest rate are measured in accordance with the specific accounting policies set out below.

**Financial liabilities at FVTPL**

Financial liabilities are classified as at FVTPL when the financial liability is either contingent consideration recognised by the Group as an acquirer in a business combination to which Ind AS 103 applies or is held for trading or it is designated as at FVTPL.

- It has been incurred principally for the purpose of repurchasing it in the near term; or
- On initial recognition it is part of a portfolio of identified financial instruments that the Group manages together and has a recent actual pattern of short-term profit-taking; or
- It is a derivative that is not designated and effective as a hedging instrument.
- A financial liability other than a financial liability held for trading or contingent consideration recognised by the Group as an acquirer in a business combination to which Ind AS 103 applies, may be designated as at FVTPL upon initial recognition if:
- Such designation eliminates or significantly reduces a measurement or recognition inconsistency that would otherwise arise;



**JSW Energy (Barmer) Limited**  
**Notes to the Consolidated Financial Statements for the year ended March 31, 2023**

- The financial liability forms part of a Group of financial assets or financial liabilities or both, which is managed and its performance is evaluated on a fair value basis, in accordance with the Group's documented risk management or investment strategy, and information about the Grouping is provided internally on that basis; or
- it forms part of a contract containing one or more embedded derivatives, and Ind AS 109 permits the entire combined contract to be designated as at FVTPL in accordance with Ind AS 109.

Financial liabilities at FVTPL are stated at fair value, with any gains or losses arising on remeasurement recognised in profit or loss. The net gain or loss recognised in profit or loss incorporates any interest paid on the financial liability and is included in the 'Other income' line item

However, for non-held-for-trading financial liabilities that are designated as at FVTPL, the amount of change in the fair value of the financial liability that is attributable to changes in the credit risk of that liability is recognised in other comprehensive income, unless the recognition of the effects of changes in the liability's credit risk in other comprehensive income would create or enlarge an accounting mismatch in profit or loss, in which case these effects of changes in credit risk are recognised in profit or loss. The remaining amount of change in the fair value of liability is always recognised in profit or loss. Changes in fair value attributable to a financial liability's credit risk that are recognised in other comprehensive income are reflected immediately in retained earnings and are not subsequently reclassified to profit or loss.

Gains or losses on financial guarantee contracts and loan commitments issued by the Group that are designated by the Group as at fair value through profit or loss are recognised in profit or loss.

**Financial liabilities subsequently measured at amortised cost**

Financial liabilities that are not held-for-trading and are not designated as at FVTPL are measured at amortised cost at the end of subsequent accounting periods. The carrying amounts of financial liabilities that are subsequently measured at amortised cost are determined based on the effective interest method. Interest expense that is not capitalised as part of costs of an asset is included in the 'Finance costs' line item.

The effective interest method is a method of calculating the amortised cost of a financial liability and of allocating interest expense over the relevant period. The effective interest rate is the rate that exactly discounts estimated future cash payments (including all fees paid or received that form an integral part of the effective interest rate, transaction costs and other premiums or discounts) through the expected life of the financial liability, or (where appropriate) a shorter period, to the net carrying amount on initial recognition.



**JSW Energy (Barmer) Limited**  
**Notes to the Consolidated Financial Statements for the year ended March 31, 2023**

**Derecognition of financial liabilities**

The Group derecognises financial liabilities when, and only when, the Group's obligations are discharged, cancelled or have expired. An exchange with a lender of debt instruments with substantially different terms is accounted for as an extinguishment of the original financial liability and the recognition of a new financial liability. Similarly, a substantial modification of the terms of an existing financial liability (whether or not attributable to the financial difficulty of the debtor) is accounted for as an extinguishment of the original financial liability and the recognition of a new financial liability. The difference between the carrying amount of the financial liability derecognised and the consideration paid and payable is recognised in profit or loss.

**Derivative financial instruments**

The Group uses derivative financial instruments, such as forward foreign exchange contracts, to hedge its foreign currency risks. Such derivative financial instruments are initially recognised at fair value on the date on which a derivative contract is entered into and are subsequently remeasured at fair value, with changes in fair value recognised in Statement of Profit and Loss.

Derivatives are initially recognised at fair value at the date the derivative contracts are entered into and are subsequently remeasured to their fair value at the end of each reporting period. The resulting gain or loss is recognised in profit or loss immediately unless the derivative is designated and effective as a hedging instrument, in which event the timing of the recognition in profit or loss depends on the nature of the hedging relationship and the nature of the hedged item.

**Offsetting of financial instruments**

Financial assets and financial liabilities are offset and the net amount is reported in the Balance Sheet if there is a currently enforceable legal right to offset the recognised amounts and there is an intention to settle on a net basis, to realise the assets and settle the liabilities simultaneously.

**Fair Value measurement**

The Group measures financial instruments, such as, derivatives at fair value at each Balance sheet date. Fair value is the price that would be received to sell an asset or paid to transfer a liability in an orderly transaction between market participants at the measurement date. The fair value measurement is based on the presumption that the transaction to sell the asset or transfer the liability takes place either:

- In the principal market for the asset or liability, or
- In the absence of a principal market, in the most advantageous market for the asset or liability

The principal or the most advantageous market must be accessible by the Group.



**JSW Energy (Barmer) Limited**  
**Notes to the Consolidated Financial Statements for the year ended March 31, 2023**

The fair value of an asset or a liability is measured using the assumptions that market participants would use when pricing the asset or liability, assuming that market participants act in their economic best interest.

A fair value measurement of a non-financial asset takes into account a market participant's ability to generate economic benefits by using the asset in its highest and best use or by selling it to another market participant that would use the asset in its highest and best use.

The Group uses valuation techniques that are appropriate in the circumstances and for which sufficient data are available to measure fair value, maximising the use of relevant observable inputs and minimising the use of unobservable inputs.

All assets and liabilities for which fair value is measured or disclosed in the financial statements are categorised within the fair value hierarchy, described as follows, based on the lowest level input that is significant to the fair value measurement as a whole

- Level 1 — Quoted (unadjusted) market prices in active markets for identical assets or liabilities
- Level 2 — Valuation techniques for which the lowest level input that is significant to the fair value measurement is directly or indirectly observable
- Level 3 — Valuation techniques for which the lowest level input that is significant to the fair value measurement is unobservable

**Reclassification of financial assets and liabilities**

The Group determines classification of financial assets and liabilities on initial recognition. After initial recognition, no reclassification is made for financial assets which are equity instruments and financial liabilities. For financial assets which are debt instruments, a reclassification is made only if there is a change in the business model for managing those assets. Changes to the business model are expected to be infrequent. The Group's senior management determines change in the business model as a result of external or internal changes which are significant to the Group's operations. Such change are evident to external parties. A change in the business model occurs when the Group either begins or ceases to perform an activity that is significant to its operations. If the Group reclassifies financial assets, it applies the reclassification prospectively from the reclassification date which is the first day of the immediately next reporting period following the change in the business model. The Group does not restate any previously recognised gains, losses (including impairment gains or losses) or interest.



**JSW Energy (Barmer) Limited**  
**Notes to the Consolidated Financial Statements for the year ended March 31, 2023**

Original Classification	Revised Classification	Accounting treatment
Amortised cost	FVTPL	Fair value is measured at reclassification date. Difference between previous amortised cost and fair value is recognised in statement of profit and loss.
FVPTL	Amortised cost	Fair value at reclassification date becomes its new gross carrying amount. EIR is calculated based on new gross carrying amount.
Amortised cost	FVTOCI	Fair value is measured at reclassification date. Difference between previous amortised cost and fair value is recognised in OCI. No change in EIR due to reclassification.
FVTOCI	Amortised cost	Fair value at reclassification date becomes its new gross carrying amount. However, cumulative gain or loss in OCI is adjusted against fair value. Consequently, the asset is measured as if it had always been measured at amortised cost.
FVTPL	FVTOCI	Fair value at reclassification date becomes its new gross carrying amount. No other adjustment is required.
FCTOCI	FVTPL	Assets continue to be measured at fair value. Cumulative gain or loss previously recognised in OCI is reclassified to statement of profit and loss at the reclassification date.

**The following table shows various reclassification and the how they are accounted for:**

For assets and liabilities that are recognised in the financial statements on a recurring basis, the Group determines whether transfers have occurred between levels in the hierarchy by re-assessing categorisation (based on the lowest level input that is significant to the fair value measurement as a whole) at the end of each reporting period.

For the purpose of fair value disclosures, the Group has determined classes of assets and liabilities on the basis of the nature, characteristics and risks of the asset or liability and the level of the fair value hierarchy as explained above.

**XVI. Leases**

The Group has applied Ind AS 116 using the Retrospective Modified Approach and details of accounting policies under Ind AS 116 are presented below.

**The Group as lessor**

Leases for which the Group is a lessor are classified as finance or operating leases. Whenever the terms of the lease transfer substantially all the risks and rewards of ownership to the lessee, the contract is classified as a finance lease. All other leases are classified as operating leases.



**JSW Energy (Barmer) Limited**  
**Notes to the Consolidated Financial Statements for the year ended March 31, 2023**

Lease classification is made at the inception date and is reassessed only if there is a lease modification. Changes in estimates (for example, changes in estimates of the economic life or of the residual value of the underlying asset), or changes in circumstances (for example, default by the lessee), do not give rise to a new classification of a lease for accounting purposes. For a modification to a finance lease, if the lease would have been classified as an operating lease had the modification been in effect at the inception date, lease modification is accounted as a new lease from the effective date of modification and carrying amount of underlying asset is measured as the net investment in the lease immediately before the effective date of the lease modification.

Rental income from operating leases is recognised on a straight-line basis over the term of the relevant lease. Initial direct costs incurred in negotiating and arranging an operating lease are added to the carrying amount of the leased asset and recognised on a straight-line basis over the lease term.

Amounts due from lessees under finance leases are recognised as receivables at the amount of the Group's net investment in the leases. Finance lease income is allocated to accounting periods so as to reflect a constant periodic rate of return on the Group's net investment outstanding in respect of the leases.

**The Group as lessee**

The Group assesses whether a contract is or contains a lease, at inception of the contract. A contract is, or contains, a lease if the contract conveys the right to control the use of an identified asset for a period of time in exchange for consideration. To assess whether a contract conveys the right to control the use of an identified asset, the Group assesses whether:

- the contract involves the use of an identified asset;
- the Group has substantially all of the economic benefits from use of the asset through the period of the lease, and
- the Group has the right to direct the use of the asset.

At the date of commencement of the lease, the Group recognises a right-of-use asset and a corresponding lease liability with respect to all lease arrangements in which it is the lessee, except for short-term leases (i.e. leases with a lease term of 12 months or less) and leases of low value assets (i.e. below ₹ five lakh). For short term and low value leases, the Group recognises the lease payments as an operating expense on a straight-line basis over the term of the lease unless another systematic basis is more representative of the time pattern in which economic benefits from the leased assets are consumed.

The lease liability is initially measured at the present value of the lease payments that are not paid at the commencement date, discounted by using the rate implicit in the lease. If this rate cannot be readily determined, the Group uses its incremental borrowing rate.

The lease liability is subsequently measured by increasing the carrying amount to reflect interest on the lease liability (using the effective interest method) and by reducing the carrying amount to reflect the lease payments made.

The Group remeasures the lease liability (and makes a corresponding adjustment to the related right-of-use asset) whenever a lease contract is modified and the lease modification is not accounted for as a



**JSW Energy (Barmer) Limited**  
**Notes to the Consolidated Financial Statements for the year ended March 31, 2023**

separate lease, in which case the lease liability is remeasured based on the lease term of the modified lease by discounting the revised lease payments using a revised discount rate at the effective date of the modification.

Right-of-use assets are depreciated on a straight-line basis over the shorter of the lease term and useful life of the underlying asset. If a lease transfers ownership of the underlying asset or the cost of the right-of-use asset reflects that the Group expects to exercise a purchase option, the related right-of-use asset is depreciated over the useful life of the underlying asset. The depreciation starts at the commencement date of the lease.

For a contract that contain a lease component and one or more additional lease or non-lease components, the Group allocates the consideration in the contract to each lease component on the basis of the relative stand-alone price of the lease component and the aggregate stand-alone price of the non-lease components.



JSW ENERGY (BARMER) LIMITED

Notes to the Financial Statements for the year ended March 31, 2023

Note No.- 4 Property, plant and equipment


Particulars	₹ crore									
	Land Freehold	Buildings	Plant and equipment	Plant and equipment (Capital overhauling)	Furniture and Fixtures	Vehicles	Office Equipment	Right-of-use assets	Total	
I. Gross carrying value										
Balance as at April 01, 2021	26.55	847.21	5,070.95	31.30	7.43	0.88	4.20	-	5,988.51	
Additions	-	0.81	25.61	3.76	0.10	(0.09)	0.59	0.55	31.51	
Disposals/Other adjustments	-	-	-	-	-	-	-	-	(0.09)	
Balance as at March 31, 2022	26.55	848.02	5,096.56	35.06	7.53	0.88	4.79	0.55	6,019.93	
II. Accumulated depreciation										
Balance as at April 01, 2021	-	186.23	1,910.02	20.98	2.98	0.33	1.25	-	2,121.79	
Depreciation expense for the year ended March 31, 2022	-	31.15	319.37	5.21	0.83	0.07	0.31	0.03	356.97	
Eliminated on disposal of assets	-	-	-	-	-	-	-	-	-	
Balance as at March 31, 2022	-	217.38	2,229.39	26.19	3.81	0.40	1.56	0.03	2,476.76	
III. Net carrying value as at March 31, 2022	26.55	630.63	2,867.17	8.87	3.72	0.48	3.23	0.52	3,541.17	

Particulars	₹ crore									
	Land Freehold	Buildings	Plant and equipment	Plant and equipment (Capital overhauling)	Furniture and Fixtures	Vehicles	Office Equipment	Right-of-use assets	Total	
I. Gross Carrying Value										
Balance as at April 01, 2022	26.55	848.02	5,096.56	35.06	7.53	0.88	4.79	0.55	6,019.93	
Additions	3.07	0.30	32.62	3.53	0.08	(0.01)	0.51	-	40.59	
Disposals/Other adjustments	-	-	(0.36)	-	-	-	(0.03)	-	(0.40)	
Balance as at March 31, 2023	29.62	848.32	5,128.82	38.59	7.61	1.35	5.27	0.55	6,060.13	
II. Accumulated depreciation										
Balance as at April 01, 2022	-	217.38	2,229.39	26.19	3.81	0.40	1.56	0.03	2,478.76	
Depreciation expense for the year ended March 31, 2023	-	31.18	320.79	4.30	0.79	0.11	0.33	0.02	357.52	
Eliminated on disposal of assets	-	-	(0.20)	-	-	(0.01)	(0.03)	-	(0.24)	
Balance as at March 31, 2023	-	248.56	2,549.98	30.49	4.60	0.50	1.86	0.05	2,836.04	
III. Net carrying value as at March 31, 2023	29.62	599.76	2,578.84	8.10	3.01	0.85	3.41	0.50	3,224.09	

a) Refer Note 17 for the details in respect of certain property, plant and equipment hypothecated/mortgaged as security for borrowings.

b) Assets not owned by the Company included in building gross block ₹ 1.74 crore (previous year ₹ 1.74 crore) and plant & equipment ₹ 32.74 crore (previous year ₹ 32.74 crore). Details are as follows.

Description of the property	Gross carrying value (₹ crore)	Title deeds held in the name of	Share of the Company in the property (%)	Whether title deed holder is promoter, director or relative of promoter/director or employee of promoter/director	Property held since which date	Reason for not being held in the name of the company
33 KV Lines out side the plant	32.74	NA	-	NA	20 November 2014, 24 December 2014, 05 March 2015 and 30 June 2015	33 KV lines are under the custody of Rajasthan discoms.
Road out side the plant	1.74	NA	-	NA	3 <sup>rd</sup> January 2011 & 01st December 2017	Approach road to plant constructed by the Company on public land.



JSW ENERGY (BARMER) LIMITED

Notes to the Financial Statements for the year ended March 31, 2023

Note No.- 5 Capital work-in- progress

₹ crore

Particulars	As at March 31, 2023	As at March 31, 2022
<b>Capital work-in-progress</b>		
Plant and equipment and civil works	47.60	19.31
<b>TOTAL</b>	<b>47.60</b>	<b>19.31</b>

Particulars	Amount in CWIP as at March 31, 2023				Total
	< 1 year	1-2 years	2-3 years	> 3 years	
<b>Projects in progress</b>					
Electrostatic precipitators modification work (ESP)	4.84	-	-	-	4.84
Lime handling work	34.85	6.81	0.12	-	41.78
Others	0.98	-	-	-	0.98
<b>Total</b>	<b>40.67</b>	<b>6.81</b>	<b>0.12</b>	<b>-</b>	<b>47.60</b>

Particulars	Amount in CWIP as at March 31, 2022				Total
	< 1 year	1-2 years	2-3 years	> 3 years	
<b>Projects in progress</b>					
Electrostatic precipitators modification work (ESP)	10.75	0.16	-	0.16	11.07
Capital overhauling	6.81	0.11	0.06	-	6.98
Lime handling work	1.14	-	-	-	1.14
5.4 Mega watt solar project at cross country pump house	0.12	-	-	-	0.12
<b>Total</b>	<b>18.82</b>	<b>0.27</b>	<b>0.06</b>	<b>0.16</b>	<b>19.31</b>



**JSW ENERGY (BARMER) LIMITED**

Notes to the Financial Statements for the year ended March 31, 2023

Note No.- 6 Intangible assets

₹ crore

Particulars	Computer Software
<b>I. Gross carrying value</b>	
Balance as at April 01, 2021	1.96
Additions during the year ended March 31, 2022	0.14
Elimination on disposal of assets during the year ended March 31, 2022	-
<b>Balance as at March 31, 2022</b>	<b>2.10</b>
<b>II. Accumulated amortisation</b>	
Balance as at April 01, 2021	1.88
Amortisation expense for the year ended March 31, 2022	0.06
Elimination on disposal of assets during the year ended March 31, 2022	-
<b>Balance as at March 31, 2022</b>	<b>1.94</b>
<b>III. Net carrying value as at March 31, 2022</b>	<b>0.16</b>

₹ crore

Particulars	Computer Software
<b>I. Gross Carrying Value</b>	
Balance as at April 01, 2022	2.10
Additions during the year ended March 31, 2023	0.13
Elimination on disposal of assets during the year ended March 31, 2023	-
<b>Balance as at March 31, 2023</b>	<b>2.23</b>
<b>II. Accumulated amortisation</b>	
Balance as at April 01, 2022	1.94
Amortisation expenses for the year ended March 31, 2023	0.10
Elimination on disposal of assets during the year ended March 31, 2023	-
<b>Balance as at March 31, 2023</b>	<b>2.04</b>
<b>III. Net carrying value as at March 31, 2023</b>	<b>0.19</b>



**JSW ENERGY (BARMER) LIMITED**

Notes to the Financial Statements for the year ended March 31, 2023

Note No. -7 (A) Investment in joint venture

Particulars	As at March 31, 2023			As at March 31, 2022		
	No of Shares/Units	Current	Non current	No of Shares/Units	Current	Non current
<b>Unquoted investments</b>						
(a) Investments in equity instruments of joint venture <sup>1</sup>						
-Equity share of ₹ 10 each fully paid up of Barmer Lignite Mining Company Limited (BLMCL)	98,00,000	-	9.80	98,00,000	-	9.80
-Share of profit of a joint venture		-	45.72		-	26.42
<b>TOTAL</b>		-	55.52		-	36.22
Aggregate amount of unquoted investments			55.52			36.22

Note No. -7 (B) Investments

Particulars	As at March 31, 2023			As at March 31, 2022		
	No of Shares/Units	Current	Non current	No of Shares/Units	Current	Non current
<b>I. Quoted investments</b>						
a) Designated as fair value through profit and loss						
Investments in mutual funds						
a) Aditya Birla Sunlife Overnight Fund Growth	36,04,639	10.48	-	33,07,798	116.30	-
b) Invesco India Money Market Fund - Growth	-	-	-	2,02,548	50.18	-
c) Kotak FMP Series 294 - Reg Growth	-	-	-	3,49,98,250	35.03	-
d) Kotak Liquid Fund Regular Plan Growth	-	-	-	5,49,170	234.99	-
e) SBI Premier Liquid fund- Regular plan - Growth	5,34,513	186.87	-	3,74,385	123.95	-
f) Nippon India Quarterly Interval Fund (9Brgg)	67,38,015	20.11	-			
<b>Total aggregate quoted investments at carrying value</b>		217.46	-		560.45	-
<b>II. Unquoted investments</b>						
(a) Investments in unsecured perpetual debt <sup>2</sup>						
JSW Neo Energy Limited						300.00
(b) Investments in government or trust securities						
6-Year national savings certificate ₹ 14,000 (previous year ₹ 14,000)			0.00			0.00
<b>Total aggregate unquoted investments at cost value</b>			0.00			300.00
<b>TOTAL</b>		217.46	0.00		560.45	300.00

1) Refer Note 17 for Investments in equity instruments of joint venture as security for borrowings.

2) Refer Note 32(d) for unsecured perpetual debt to JSW Neo Energy Ltd (fellow subsidiary company)



**JSW ENERGY (BARMER) LIMITED**

Notes to the Financial Statements for the year ended March 31, 2023

**Note No. - 8 Loans**

₹ crore

Particulars	As at March 31, 2023			As at March 31, 2022		
	Current	Non current	Total	Current	Non current	Total
<b>Unsecured, considered good</b>						
Loans to the joint venture company	-	567.64	567.64	-	567.64	567.64
Loans to the fellow subsidiary	-	-	-	68.48	-	68.48
Loans to holding company	1,670.00	-	1,670.00	-	-	-
<b>TOTAL</b>	<b>1,670.00</b>	<b>567.64</b>	<b>2,237.64</b>	<b>68.48</b>	<b>567.64</b>	<b>636.12</b>

Name of the Party	As at March 31, 2023			As at March 31, 2022		
	Current	Non current	Total	Current	Non current	Total
<b>Loans and advances in the nature of loans :</b>						
a) Barmer Lignite Mining Company Limited [Maximum amount outstanding during the current financial year: ₹ 567.64 crore (previous financial year: ₹ 567.64 crore)]	-	567.64	567.64	-	567.64	567.64
b) JSW Energy Limited [Maximum amount outstanding during the current financial year: ₹ 1,670 crore (previous financial year: NIL)]	1,670.00	-	1,670.00	-	-	-
c) JSW Neo Energy Limited [Maximum amount outstanding during the current financial year: ₹ 340.78 crore (previous financial year: ₹ 318.48 crore)]	-	-	-	68.48	-	68.48

1) Above loans have been given for business purposes.

Particulars	As at March 31, 2023		As at March 31, 2022	
	Amount of loan outstanding - ₹ crore	% of Total Loans	Amount of loan outstanding - ₹ crore	% of Total Loans
Interest bearing loan given to joint venture company, Barmer Lignite Mining Company Limited @ 10% p a	567.64	25.37%	567.64	89.23%
Interest free demand loan to holding company, JSW Energy Limited	1,670.00	74.63%	-	-
Interest free demand loan to fellow subsidiary, JSW Neo Energy Limited	-	-	68.48	10.77%
<b>TOTAL</b>	<b>2,237.64</b>	<b>100.00%</b>	<b>636.12</b>	<b>100.0%</b>



**JSW ENERGY (BARMER) LIMITED**

Notes to the Financial Statements for the year ended March 31, 2023

**Note No. - 9 Other financial assets**

₹ crore

Particulars	As at March 31, 2023		As at March 31, 2022	
	Current	Non current	Current	Non current
Unsecured, considered good				
<b>a) Security deposits</b>				
(i) Government/semi-government authorities	-	5.16	-	5.16
(ii) Related parties	-	0.45	-	0.45
<b>b) Earmarked cash and bank balances</b>				
- Margin money for security against the guarantees	-	10.42	-	0.14
<b>c) Interest receivable</b>				
(i) Interest accrued on loans to joint venture company	20.00	177.27	151.09	151.18
Less : Allowances for expected credit loss	(3.31)	(29.37)	(16.34)	(16.35)
(ii) Interest accrued on others	0.75	-	0.62	-
<b>TOTAL</b>	<b>17.44</b>	<b>163.93</b>	<b>135.37</b>	<b>140.58</b>

1) Security deposit of ₹ 0.30 crore given to JSW IP Holding Private Limited & ₹ 0.15 crore JSW Investment Private Limited for payment under protest towards appeal filed for applicability of VAT on branding fees.

**Note No :- 10 (A) Income tax assets (net)**

₹ crore

Particulars	As at March 31, 2023		As at March 31, 2022	
	Current	Non- Current	Current	Non- Current
Advance tax and tax deducted at source (net)	-	5.48	-	4.96
[Net of provision ₹ 467.26 crore (As at March 31, 2022 : ₹ 373.60 crore)]				
<b>TOTAL</b>	<b>-</b>	<b>5.48</b>	<b>-</b>	<b>4.96</b>

**Note No :- 10 (B) Current tax liability (net)**

Particulars	As at March 31, 2023		As at March 31, 2022	
	Current	Non- Current	Current	Non- Current
Provision for Income tax	1.83	-	-	-
[Net of advance tax and tax deducted at source ₹ 68.72 crore (As at March 31, 2022 : NIL)]				
<b>TOTAL</b>	<b>1.83</b>	<b>-</b>	<b>-</b>	<b>-</b>

**Note No :- 11 Other non-current and current assets**

₹ crore

Particulars	As at March 31, 2023		As at March 31, 2022	
	Current	Non- Current	Current	Non- Current
<b>Unsecured, considered good</b>				
(a) Capital advances	-	0.17	-	1.58
(b) Prepayments	16.56	0.81	8.93	0.23
(c) Advance to suppliers/contractors	0.86	-	1.45	-
(d) Receivable from the joint venture company	0.78	-	0.67	-
(e) Amount deposited with government authorities under protest <sup>1</sup>	-	43.93	-	27.98
(f) Other receivables	0.27	-	0.48	-
<b>TOTAL</b>	<b>18.47</b>	<b>44.91</b>	<b>11.53</b>	<b>29.79</b>

1) Amount paid to Indira Gandhi Nahar Pariyojana (IGNP) under protest against demand/invoice raised at increased rate with effect from May 14, 2020 for which matter is pending before the Double Bench of Honourable High Court, Jodhpur.



## JSW ENERGY (BARMER) LIMITED

Notes to the Financial Statements for the year ended March 31, 2023

### Note No. -12 Inventories

₹ crore

Particulars	As at March 31, 2023	As at March 31, 2022
(a) Raw materials-stock of fuel	123.29	74.92
(b) Stores and spares	23.12	22.52
<b>TOTAL</b>	<b>146.41</b>	<b>97.44</b>
1) Basis of valuation : Refer note 3.4 (VIII)		
2) Refer Note 17 for Inventories hypothecated as security against certain bank borrowings		

### Note No. - 13 Trade receivables

₹ crore

Particulars	As at March 31, 2023	As at March 31, 2022
Unsecured, considered good	560.36	257.09
<b>TOTAL</b>	<b>560.36</b>	<b>257.09</b>
1) Refer Note 17 for trade receivables hypothecated as security for borrowing.		
2) Refer Note 34 for credit terms, ageing analysis and other relevant details related to trade receivables.		

₹ crore

As at March 31, 2023	Undisputed Trade Receivables		Disputed Trade Receivables	
	considered good	considered doubtful	considered good	considered doubtful
Outstanding for following periods from due date of payment				
Less than 6 months	492.14	-	-	-
6 months- 1 year	-	-	-	-
1-2 years	-	-	-	-
2-3 years	-	-	-	-
More than 3 years	-	-	68.22	-
<b>Total</b>	<b>492.14</b>	<b>-</b>	<b>68.22</b>	<b>-</b>

₹ crore

As at March 31, 2022	Undisputed Trade Receivables		Disputed Trade Receivables	
	considered good	considered doubtful	considered good	considered doubtful
Outstanding for following periods from due date of payment				
Less than 6 months	188.87	-	-	-
6 months- 1 year	-	-	-	-
1-2 years	-	-	-	-
2-3 years	-	-	-	-
More than 3 years	-	-	68.22	-
<b>Total</b>	<b>188.87</b>	<b>-</b>	<b>68.22</b>	<b>-</b>

### Note No. - 14 Cash and cash equivalents

₹ crore

Particulars	As at March 31, 2023	As at March 31, 2022
(a) Balances with banks		
(i) In Current accounts	68.74	173.50
(ii) In Deposit accounts	100.00	260.00
(b) Cash on hand	0.01	0.02
<b>TOTAL</b>	<b>168.75</b>	<b>433.52</b>

### Note No. - 15 Bank balances other than Cash and cash equivalents

₹ crore

Particulars	As at March 31, 2023	As at March 31, 2022
(a) Balances with banks		
(i) In deposit accounts	-	15.05
(b) Earmarked balance with bank		
(i) In deposit accounts <sup>1</sup>	19.38	10.00
<b>TOTAL</b>	<b>19.38</b>	<b>25.05</b>
1) Refer Note 17 for deposits amounting to ₹ 19.38 crore ( previous year ₹ 10.00 crore ) lien as security for borrowings.		



## JSW ENERGY (BARMER) LIMITED

Notes to the Financial Statements for the year ended March 31, 2023

Note No. - 16 (A): Equity share capital

₹ crore

Particulars	As at March 31, 2023		As at March 31, 2022	
	No. of shares	Amount	No. of shares	Amount
<b>Authorised:</b>				
Equity shares of ₹ 10 each	5,50,00,00,000	5,500.00	5,50,00,00,000	5,500.00
<b>Issued, Subscribed and Fully paid up:</b>				
Equity shares of ₹ 10 each	2,98,77,29,994	2,987.73	1,99,18,19,998	1,991.82

(i) Reconciliation of the number of shares outstanding at the beginning and at the end of the year ended March 31, 2023

Particulars	Opening balance as on April 01, 2022	Issuance of bonus shares (refer note 1 below)	Buy back of shares	Closing balance as on March 31, 2023
Equity shares with voting rights	1,99,18,19,998	99,59,09,996		2,98,77,29,994

1) During the previous financial year the Parent Company had allotted 1,26,57,69,998 bonus equity shares of ₹ 10/- each in the proportion of 11 (eleven) equity shares of ₹ 10/- each for every 15 (fifteen) fully paid-up equity shares of ₹ 10/- each.

2) During the previous financial year the Parent Company had buyback of 100,00,00,000 equity shares of ₹ 10/- each at par aggregating to ₹ 1000,00,00,000/- (Rupees One Thousand Crore only).

3) During the current financial year, the Parent Company had allotted 99,59,09,996 bonus equity shares of ₹ 10/- each in the proportion of 1 (one) equity shares of ₹ 10/- each for every 2 (two) fully paid-up equity shares of ₹ 10/- each.

(ii) Details of aggregate share holding by the Parent Company

Particulars	As at March 31, 2023	As at March 31, 2022
	No. of shares	No. of shares
JSW Energy Limited (including nominee shareholders)	2,98,77,29,994	1,99,18,19,998

(iii) Rights, restrictions and preferences attached to equity shares

The Parent Company has only one class of equity shares having a par value of ₹ 10 per share. Each holder of equity shares is entitled to one vote per share. In the event of liquidation of the Company, the shareholder of equity share will be entitled to receive remaining assets of the Parent Company after distribution of all the preferential amount. Distribution will be in proportion to number of equity shares held by each shareholder.

(iv) Details of share holding more than 5% of aggregate shares in the Parent Company

Particulars	As at March 31, 2023	As at March 31, 2022
	No. of shares	No. of shares
JSW Energy Limited (including nominee shareholders)	2,98,77,29,994	1,99,18,19,998
% of Holding	100%	100%

(v) Detail of share holding of promoters and % changes in Parent Company during the year

Particulars	As at March 31, 2023		As at March 31, 2022		% of change during the year
	No. of shares	% of total shares	No. of shares	% of total shares	
JSW Energy Limited (including nominee shareholders)	2,98,77,29,994	100%	1,99,18,19,998	100%	-



**JSW ENERGY (BARMER) LIMITED**

Notes to the Financial Statements for the year ended March 31, 2023

Note No. - 16 (B) Other equity

₹ crore

Particulars	Reserves and surplus				Items of other comprehensive income	Total other equity
	General reserve	Equity settled employee benefits reserve	Capital redemption reserve	Retained earnings	Remeasurements of the net defined benefit plans	
Balance at April 01, 2021	0.09	3.81	-	2,383.91	(1.01)	2,386.79
Profit for the year ended March 31, 2022	-	-	-	452.69	-	452.69
Other comprehensive income	-	-	-	-	(1.25)	(1.25)
<b>Total comprehensive income for the year ended March 31, 2022</b>	-	-	-	452.69	(1.25)	451.44
Issuance of bonus shares (refer note 16(A)(i)(1))	-	-	-	(1,265.77)	-	(1,265.77)
Transfer from/ to capital redemption reserve (CRR) for buy back of shares (refer note 16(A)(i)(2))	-	-	1,000.00	(1,000.00)	-	-
Share based payments	-	4.63	-	-	-	4.63
<b>Balance at March 31, 2022</b>	0.09	8.44	1,000.00	570.83	(2.26)	1,577.09
Profit for the year ended March 31, 2023	-	-	-	352.72	-	352.72
Other comprehensive income	-	-	-	-	(0.15)	(0.15)
<b>Total comprehensive income for the year ended March 31, 2023</b>	-	-	-	352.72	(0.15)	352.57
Issuance of bonus shares (refer note 16(A)(i)(3))	-	-	(995.91)	-	-	(995.91)
Share based payments	-	7.75	-	-	-	7.75
<b>Balance at March 31, 2023</b>	0.09	16.19	4.09	923.55	(2.41)	941.51



**JSW ENERGY (BARMER) LIMITED**

Notes to the Financial Statements for the year ended March 31, 2023

**Note No. - 17 Borrowings**

₹ crore

Particulars	As at March 31, 2023		As at March 31, 2022	
	Current	Non current	Current	Non current
<b>Measured at amortised costs</b>				
<b>A. Secured borrowings</b>				
(a) Term loans				
(i) From banks	291.39	1,579.57	324.97	1,507.50
(ii) From financial institutions	14.45	-	19.00	14.45
Less: Unamortised borrowing costs				
(i) From banks	(2.04)	(4.46)	(2.06)	(3.46)
(ii) From financial institutions	(0.01)	-	(0.02)	(0.01)
(b) Cash credit	73.47	-	48.21	-
<b>Total secured borrowings</b>	<b>377.26</b>	<b>1,575.11</b>	<b>390.10</b>	<b>1,518.48</b>
<b>B. Unsecured borrowings</b>				
(a) Bills discounted	100.00	-	100.00	-
<b>Total unsecured borrowings</b>	<b>100.00</b>	<b>-</b>	<b>100.00</b>	<b>-</b>
<b>Total borrowings carried at amortised cost</b>	<b>477.26</b>	<b>1,575.11</b>	<b>490.10</b>	<b>1,518.48</b>

**Details of loan security**

Rupee term loans mentioned in (A)(a) above are secured on a pari passu basis by

A. Rupee term loan included in above aggregating of ₹ 600.96 crore (previous year ₹ Nil crore) are secured by a first ranking pari-passu hypothecation/charge/mortgage/assignment/security interest on

a) All the immovable and movable assets both present and future including the bank accounts, b) All revenues and receivables, c) All the rights, title and interest under each of the project documents and d) All the Insurance contracts and e) Debt service reserve accounts (DSRA)

B. Rupee term loan included in above aggregating of ₹ 300 crore (previous year ₹ Nil crore) are secured by a first pari-passu charge on the existing movable fixed assets.

C. Rupee term loan included in above aggregating of ₹ 430 crore (previous year ₹ 500 crore) are secured by a second ranking pari-passu charge over all the fixed and current assets

D. Rupee term loan included in above aggregating to ₹ 554.45 crore (previous year ₹ 627.45 crore) are secured by are secured by a first ranking pari-passu hypothecation/charge/ mortgage/assignment/security interest on

a) All the immovable and movable assets both present and future including the bank accounts, b) All revenues and receivables, c) All the rights, title and interest under each of the project documents and d) All the Insurance contracts.

**Cash credit mentioned in (A) (b) above are secured on a pari passu basis by**

Cash credit facility amounting to ₹ 73.47 crore (previous year ₹ 48.21 crore) is secured by way of pari-passu charge on all movable and immovable assets of the company.

**Unsecured borrowing- Bill discounting mentioned in (B)**

Jodhpur Vidhyut Vitran Nigam Ltd. (JDVVNL), customer of the Company has paid ₹ 100 crore (previous year ₹ 100 crore) to the Company through bills discounting facility. The said facility was arranged by the Company from Kotak Bank on unsecured basis. The payable amount on the due date are to be paid by JDVVNL to Kotak Bank. All Discounting charges, any penal interest on overdue payment, other charges and expenses in this regard are to be borne by JDVVNL.

**Terms of repayment:**

Particulars	As at March 31, 2023	As at March 31, 2022
<b>From banks :</b>		
2 - 3 Years	691.32	772.06
4 - 5 Years	557.27	479.34
6 - 10 Years	330.98	256.10
<b>Total borrowings from banks</b>	<b>1,579.57</b>	<b>1,507.50</b>
<b>From financial institutions :</b>		
2 - 3 Years	-	14.45
<b>Total borrowings from financial institutions</b>	<b>-</b>	<b>14.45</b>

a) Rupee term loan mentioned in (A)-(i) amounting to ₹ 600.96 crore (previous year ₹ Nil) is repayable in 27 structured quarterly instalments (previous year Nil instalments) from June 2023 to December 2029

b) Rupee term loan mentioned in (A)-(ii) amounting to ₹ 300 crore (previous year ₹ Nil) is repayable in 20 equal quarterly instalments (previous year Nil instalments) from June 2023 to March 2028

c) Rupee term loan mentioned in (A)-(i) amounting to ₹ 430 crore (previous year ₹ 500 crore) is repayable in 14 structured quarterly instalments (previous year 18 instalments) from June 2023 to September 2027.

d) Rupee Term loan mentioned in (A)-(i) amounting to ₹ 540 crore (previous year ₹ 594 crore) is repayable in 26 structured quarterly instalments (previous year 30 instalments) from June 2023 to September 2029.

e) Rupee term loan mentioned in (A)-(ii) amounting to ₹ 14.45 crore (previous year ₹ 33.45 crore) is repayable in 3 structured quarterly instalments (previous year 7 instalments) from June 2023 to December 2023 (previous year from June 2022 to December 2023)

f) Company has used the above borrowings from banks and financial institutions for the specific purpose for which it was taken as at Balance sheet date.

g) The rate of interest rate for term loans from banks ranges from 8.05% to 9.15% p.a. (previous year from 6.65% to 8.26% p.a.), term loans from financial institutions is 11.75% p.a. (previous year 11.75% p.a.) and interest rate for Cash credit facility from banks ranges from 7.30% to 9.10% p.a. (previous year from 7.50% to 8.75% p.a.)



**JSW ENERGY (BARMER) LIMITED**

Notes to the Financial Statements for the year ended March 31, 2023

Note No.- 18 Other financial liabilities (current)

₹ crore

Particulars	As at March 31, 2023	As at March 31, 2022
(a) Liability towards sharing of truing up & Fuel price adjustment	995.92	714.84
(b) Interest accrued but not due on borrowings	4.45	0.91
(c) Security deposits	*	0.04
(d) Payable towards capital expenditure	13.59	14.99
<b>TOTAL</b>	<b>1,013.96</b>	<b>730.78</b>
*Less than ₹ 50,000		



**JSW ENERGY (BARMER) LIMITED**

Notes to the Financial Statements for the year ended March 31, 2023

**Note No. - 19 Provisions**

₹ crore

Particulars	As at March 31, 2023		As at March 31, 2022	
	Current	Non current	Current	Non current
(a) Provision for gratuity	1.67	9.44	1.49	8.01
(b) Provision for compensated absences	3.13	2.00	1.16	8.71
<b>TOTAL</b>	<b>4.80</b>	<b>11.44</b>	<b>2.65</b>	<b>16.72</b>

1) Refer note 39 for the details of defined benefit plans and defined contribution plan of the Parent Company

**Note No. - 20 Trade payables**

₹ crore

Particulars	As at March 31, 2023		As at March 31, 2022	
	Current	Non current	Current	Non current
(a) Total outstanding dues of micro enterprises and small enterprises; and	12.43	-	5.40	-
(b) Total outstanding dues of creditors other than micro enterprises and small enterprises	160.38	-	130.79	-
<b>TOTAL</b>	<b>172.81</b>	<b>-</b>	<b>136.19</b>	<b>-</b>

1) Refer note 47 for disclosure under Micro, Small and Medium Enterprises Development Act.

As at March 31, 2023 Outstanding for following periods from due date of payment	Undisputed		Disputed	
	MSME	Others	MSME	Others
Not due	12.43	20.28	-	-
Unbilled	-	8.59	-	-
Less than 1 year	-	131.41	-	-
1-2 years	-	0.08	-	-
2-3 years	-	0.01	-	-
More than 3 years	-	0.01	-	-
<b>TOTAL</b>	<b>12.43</b>	<b>160.38</b>	<b>-</b>	<b>-</b>

As at March 31, 2022 Outstanding for following periods from due date of payment	Undisputed		Disputed	
	MSME	Others	MSME	Others
Not due	5.40	32.41	-	-
Unbilled	-	20.34	-	-
Less than 1 year	-	78.01	-	-
1-2 years	-	0.01	-	-
2-3 years	-	0.01	-	-
More than 3 years	-	0.01	-	-
<b>TOTAL</b>	<b>5.40</b>	<b>130.79</b>	<b>-</b>	<b>-</b>

**Note No.- 21 Other non current and current liabilities**

₹ crore

Particulars	As at March 31, 2023		As at March 31, 2022	
	Current	Non current	Current	Non current
(a) Advance received from customers	0.08	-	0.04	-
(b) Statutory dues	4.40	-	4.46	-
<b>TOTAL</b>	<b>4.48</b>	<b>-</b>	<b>4.50</b>	<b>-</b>



**JSW ENERGY (BARMER) LIMITED**

Notes to the Financial Statements for the year ended March 31, 2023

**Note No. - 22 Revenue from operations**

₹ crore

Particulars	For the year ended March 31, 2023	For the year ended March 31, 2022
(a) Revenue from sale of power	3,296.21	2,809.63
(b) Revenue from deviation settlement mechanism (DSM)	2.17	3.59
<b>Less :</b>		
(i) Revenue adjustment towards sharing of truing up & fuel price adjustment	(281.08)	(232.64)
(ii) Cash discount /rebate	(2.12)	(1.32)
	<b>3,015.18</b>	<b>2,579.26</b>
(c) Late payment surcharge received from beneficiaries	10.80	87.28
<b>TOTAL</b>	<b>3,025.98</b>	<b>2,666.54</b>

**Note No. - 23 Other income**

₹ crore

Particulars	For the year ended March 31, 2023	For the year ended March 31, 2022
<b>(a) Interest Income</b>		
(i) On loans given	56.76	56.76
(ii) On bank deposits	7.05	1.70
(iii) On others	★	0.03
<b>(b) Other Income</b>		
(i) Net gain on sale of current investments	36.67	14.50
(ii) Net gain on fair valuation of current investments through profit or loss	0.20	0.46
(iii) Operating lease rent income	0.04	0.07
(iv) Miscellaneous income	0.46	0.40
<b>TOTAL</b>	<b>101.18</b>	<b>73.92</b>
*Less than ₹ 50,000		



**JSW ENERGY (BARMER) LIMITED**

**Notes to the Financial Statements for the year ended March 31, 2023**

**Note No. - 24 Fuel costs**

₹ crore

Particulars	For the year ended March 31, 2023	For the year ended March 31, 2022
(a) Opening stock	74.92	122.79
(b) Add: purchases	1,974.22	1,404.99
	2,049.14	1,527.78
(c) Less: closing stock	123.29	74.92
<b>Cost of fuel consumed</b>	<b>1,925.85</b>	<b>1,452.86</b>

**Note No. - 25 Employee benefits expense**

₹ crore

Particulars	For the year ended March 31, 2023	For the year ended March 31, 2022
(a) Salaries and wages	60.08	58.41
(b) Contribution to provident and other funds <sup>1</sup>	5.07	4.34
(c) Share-based payments <sup>2</sup>	7.75	4.63
(d) Staff welfare expenses	3.49	3.56
<b>TOTAL</b>	<b>76.39</b>	<b>70.94</b>

1) Refer note 39 for the details of defined benefit plan and defined contribution plan of the Company.

2) Refer note 40 for the details of disclosure of employee stock options plans of the Company.

**Note No. -26 Finance costs**

₹ crore

Particulars	For the year ended March 31, 2023	For the year ended March 31, 2022
<b>(a) Interest expense</b>		
(i) Interest on rupee term loan	139.01	124.25
(ii) Interest on working capital loan	0.55	0.66
(iii) Interest on lease liabilities	0.05	0.07
<b>(b) Other borrowing costs</b>	6.65	11.62
<b>TOTAL</b>	<b>146.26</b>	<b>136.60</b>



**JSW ENERGY (BARMER) LIMITED**

**Notes to the Financial Statements for the year ended March 31, 2023**

**Note No. -27 Other expenses**

₹ crore

Particulars	For the year ended March 31, 2023	For the year ended March 31, 2022
(a) Stores and spares consumed	27.25	32.20
(b) Power & water	42.31	45.13
(c) Rent	0.70	0.60
(d) Repairs and maintenance	82.42	61.80
(e) Shared services expenses	2.48	2.27
(f) Rates and taxes	2.19	2.38
(g) Insurance charges	10.48	9.79
(h) Auditors' remuneration <sup>1</sup>	0.82	0.77
(i) Legal and other professional charges	9.06	2.58
(j) Travelling expenses	12.06	7.91
(k) Loss on disposal/discard of property, plant and equipment	0.06	-
(l) Corporate social responsibility expenses <sup>2</sup>	11.94	7.18
(m) Safety & security expenses	3.54	3.40
(n) Branding expenses	6.72	5.72
(o) Other general expenses	4.98	3.23
<b>TOTAL</b>	<b>217.01</b>	<b>184.96</b>

1) Refer Note no 46 for auditors' remuneration

2) Refer Note no 45 for corporate social responsibility expenditure incurred by Company.

**Note No. -28 Tax expense**

₹ crore

Particulars	For the year ended March 31, 2023	For the year ended March 31, 2022
(a) Current tax	70.59	93.92
(b) Deferred tax	19.55	(10.75)
(c) Deferred tax (recoverable) / payable in future tariff	(19.55)	10.75
<b>TOTAL</b>	<b>70.59</b>	<b>93.92</b>



**JSW ENERGY (BARMER) LIMITED**  
Notes to the Financial Statements for the year ended March 31, 2022

Note no.- 29 Financial Ratios

Sr. No.	Particulars	For the year ended March 31, 2023			For the year ended March 31, 2022	Variance (%)	Reason for variance over 25%
		Numerator	Denominator	Ratios			
1	Current Ratio (in times)	Current Assets	Current Liabilities	1.84	1.34	37%	Due to on demand loan given to the Holding Company
2	Debt-Equity Ratio (in times)	Total Borrowings	Net Worth	0.52	0.56	-7%	NA
3	Debt Service Coverage Ratio (in times)	Profit before Tax, Exceptional Items, Depreciation, Finance Charges	Finance Charges + Long Term Borrowings scheduled Principal repayments (excluding prepayments + refinancing) during the year	2.18	4.47	-51%	Due to lower profitability and increased borrowing for the year
4	Return on Equity Ratio (%)	Net profit after tax	Average Network	9.41%	12.50%	-25%	NA
5	Inventory Turnover (no. of days)	Average Inventory	Fuel Cost + Stores & Spares Consumed + Purchase of stock in trade	23	23	0%	NA
6	Debtors Turnover (no. of days)	Average Trade Receivables including unbilled revenue	Revenue from operations	80	98	-18%	NA
7	Payables Turnover (no. of days)	Average Trade payables	Cost of goods sold	29	47	-38%	Due to increase in cost of good sold pursuant to increase in fuel cost
8	Net Capital Turnover (in times)	Annual turnover	Working Capital (excluding current maturities of long term debt)	1.77	3.30	-46%	Due to increase in revenue for the year and current assets
9	Net Profit Margin (%)	Net profit for the year	Total Income	11.28%	16.52%	-32%	Due to lower profitability
10	Return on Capital Employed (%)	Profit after tax plus Interest on long term loans and debentures	Average capital employed	8.63%	10.57%	-18%	NA
11	Return on Investment (%)	Profit generated on sale of investment	Cost of investment	5.33%	3.17%	68%	Due to higher yield from mutual fund

Notes:

Network = Equity + Other equity



**JSW Energy (Barmer) Limited**  
**Notes to the Consolidated Financial Statements for the year ended March 31, 2023**

**Note no. 30 Critical accounting judgements and key sources of estimation uncertainty**

In the course of applying the policies outlined in all notes under note number 3 above, the Group is required to make judgements, estimates and assumptions about the carrying amount of assets and liabilities that are not readily apparent from other sources. The estimates and associated assumptions are based on historical experience and other factors that are considered to be relevant. Actual results may differ from these estimates.

The estimates and underlying assumptions are reviewed on an on-going basis. Revisions to accounting estimates are recognised in the period in which the estimate is revised if the revision affects only that period, or in the period of the revision and future period, if the revision affects current and future periods.

**Critical judgements in applying accounting policies**

**Revenue recognition**

The Group has evaluated the provisions of Ind AS 115 for recognition of revenue and considered reasonably certain to recognise revenue based on its tariff petition filed with the regulator and adhoc tariff given by Regulatory body, Rajasthan Electricity Regulatory Commission.

**Classification of BLMCL as a Joint Venture**

BLMCL is a limited liability company having separate legal identity. Furthermore, there is no contractual arrangement or any other facts and circumstances that indicate that the parties to the joint arrangement have rights to the assets and obligation for the liabilities of the joint arrangement. Accordingly, keeping in view that decisions about the relevant activities of BLMCL contractually requires unanimous consent of both the parties irrespective of their share in voting rights, it is classified as a joint venture of the Group.

**Key sources of estimation uncertainties**

• **Useful lives and residual value of property, plant and equipment**

Management reviews the useful lives and residual values of property, plant and equipment at least once a year. Such lives are dependent upon an assessment of both the technical lives of the assets and also their likely economic lives based on various internal and external factors including relative efficiency and operating costs. Accordingly, depreciable lives are reviewed annually using the best information available to the Management.

• **Impairment of property plant and equipment**

At the end of each reporting period, the Group reviews the carrying amounts of its property, plant and equipment to determine whether there is any indication that those assets have suffered an impairment loss. If any such indication exists, the recoverable amount of the asset is estimated in order to determine the extent of the impairment loss (if any).

Recoverable amount is the higher of fair value less costs to sell and value in use. Value in use is usually determined on the basis of discounted estimated future cash flows. This involves management estimates on anticipated commodity prices, market demand and supply, economic and regulatory environment,



**JSW Energy (Barmer) Limited**  
**Notes to the Consolidated Financial Statements for the year ended March 31, 2023**

discount rates and other factors. Any subsequent changes to cash flow due to changes in the above mentioned factors could impact the carrying value of assets.

- **Contingencies**

In the normal course of business, contingent liabilities may arise from litigation and other claims against the Group. Potential liabilities that are possible but not probable of crystallising or are very difficult to quantify reliably are treated as contingent liabilities. Such liabilities are disclosed in the notes but are not recognised.

- **Shared based payments**

Estimating fair value for share-based payment transactions requires determination of the most appropriate valuation model, which is dependent on the terms and conditions of the grant. This estimate also requires determination of the most appropriate inputs to the valuation model including the expected life of the share option, volatility and dividend yield and making assumptions about them. This requires a reassessment of the estimates used at the end of each reporting period.

- **Tax**

The Group is subject to tax, principally in India. The amount of tax payable in respect of any period is dependent upon the interpretation of the relevant tax rules. Whilst an assessment must be made of deferred tax position of each entity within the Group, these matters are inherently uncertain until the position of each entity is agreed with the relevant tax authorities.

**Note no.- 31 Revenue recognition**

- a. The parent company has recognized the revenue from sale of power based on the adhoc interim tariff allowed by Rajasthan Electricity Regulatory Commission (RERC) vide Order dated March 26, 2021 and APTEL Order dated April 12, 2021 & October 07, 2022. The Company has provided impact of truing up and provision for fuel price adjustment amounting to ₹ 281.08 crore (previous year ₹ 232.64 crore) based on RERC regulation.

The above tariff is further subject to adjustment on account of final determination of transfer price of lignite.

- b. The parent company had filed appeal before the APTEL against RERC Order on first year's tariff. APTEL had allowed the appeal in favor of the Company. Rajasthan discoms had filed a review petition, which was also dismissed by the APTEL. Against APTEL Order, Rajasthan discoms had filed a second appeal before Honorable Supreme court and the same is under consideration. The consequential adjustment of ₹ 166.79 crore, if any, will be made as and when the matter is finally settled. Also, refer note 43
- c. The parent company had filed appeals before APTEL against reduction of Station heat rate (SHR) in RERC Order and the same is pending in APTEL. The adjustment, if any required, will be made as and when the matter is finally settled. Impact of reduced SHR is ₹ 60.68 crore till financial year 2017-18. Also, refer note 43.



**JSW Energy (Barmer) Limited**  
**Notes to the Consolidated Financial Statements for the year ended March 31, 2023**

- d. The parent company's appeal is pending before Honorable Supreme Court for FY 2012-13 against APTEL Order dated November 20, 2015 against disallowance of certain capital expenditure.

The parent company's appeals are also pending before Appellate Tribunal of Electricity, New Delhi (APTEL) against the RERC Orders for FY 2009-10 to 2013-14 & For FY 2014-15 to FY 2016-17 against disallowance of certain capital expenditure and other aspects not considered by them.

- e. Details of revenue from contract with customers

₹ in crore

Particulars	For the year ended March 31, 2023	For the year ended March 31, 2022
Total revenue from contract with customers as mentioned above	3,298.38	2,813.22
Add: Rebate on prompt payment	(2.12)	(1.32)
Less Other adjustments [Refer note 31 (a) & (b)]	(281.08)	(232.64)
Add: Late payment surcharge	10.80	87.28
<b>Net revenue from contract with customers as per contracted price</b>	<b>3,025.98</b>	<b>2,666.54</b>

- f. **Others: Ad-hoc/Interim tariff-** As per the implementation agreement between Government of Rajasthan and the parent company (RERC), the sale price of lignite by Barmer Lignite Mining Company Limited, a joint venture, to the parent company has to be approved by RERC. Pending determination of transfer price of lignite (as the capital cost of lignite mine and mine development operator of BLMCL is yet to be approved by RERC), RERC has allowed only adhoc/interim transfer prices for JSWBL's tariff. Such adhoc/interim transfer prices (to the extent subsequently modified by APTEL, as the case may be) have been kept as a base for revenue recognition by the parent company and subject to adjustment, once the final tariff is determined by RERC.

**Note no.- 32 Investment in Joint Venture & Fellow Subsidiary Company**

- a. Details of material Joint Venture

Name of joint venture	Principal activity	Place of incorporation and principal place of business	Proportion of ownership interest / voting rights held by the parent company	
			As at March 31, 2023	As at March 31, 2022
Barmer Lignite Mining Company Limited	Lignite Mining	India	49.00%	49.00%

- b. **Summarised financial information of material joint venture-**The summarised financial information below represents amounts shown in the joint venture's financial statements prepared in accordance with Ind AS adjusted by the parent company for equity accounting purposes.



**JSW Energy (Barmer) Limited**  
**Notes to the Consolidated Financial Statements for the year ended March 31, 2023**

Particulars	₹ crore	
	As at March 31, 2023	As at March 31, 2022
Non-current assets	2,146.17	2,194.70
Current assets	528.07	502.68
Non-current liabilities	1,777.71	1,942.10
Current liabilities	778.29	679.65
Cash and cash equivalents	3.47	0.92
Current financial liabilities	535.99	470.99
Non current financial liabilities	1,777.71	1,942.10

Particulars	₹ crore	
	Year ended March 31, 2023	Year ended March 31, 2022
Revenue	1,624.23	1,139.03
Profit from continuing operations	42.62	14.61
Other comprehensive income for the year	-	-
Total comprehensive income for the year	42.62	14.61
<b>The above profit for the year include the following:</b>		
Depreciation and amortisation	65.17	67.75
Other income	13.83	11.55
Interest expense	162.68	178.52
Income tax expense	29.54	21.10

**c. Subordinate debt to Barmer Lignite Mining Company Limited (joint venture company)**

Parent Company had given a subordinated loan of ₹ 567.64 crore (as at 31st March, 2022 ₹ 567.64 crore) to Barmer Lignite Mining Company Limited, a joint venture ("BLMCL") of the parent company. The Management has filed the petition for approval of capital cost of BLMCL mines with Rajasthan Electricity Regulatory Commission (RERC). As the determination of transfer price of lignite is based on two-part tariff as per RERC regulations, approval of capital cost will result in the recovery of sub-ordinate loan as well.

Such subordinated unsecured loan carries an interest rate of 10% p.a. and is re-payable after the repayment of existing secured rupee term loan of BLMCL i.e. in FY 2038-39. There had been certain delays in payment of accrued interest on such subordinated loan. Outstanding interest accrued as at 31st March, 2023 - ₹ 197.27 crore (as at 31st March, 2022 ₹ 302.27 crore) by BLMCL owing to pending clarifications as sought by Comptroller and Auditor General of India (CAG) from Government of Rajasthan (GoR) and pending lenders' approval as sought by the BLMCL, which have since been addressed/obtained. The Management has plan to recover entire interest receivable of ₹197.27 crore by March 31, 2025 through operational cash flows of BLMCL. Based on the plans for recovery, an allowance for expected credit loss of ₹ 32.69 crore (previous year ₹ 32.69 crore) is recognised in the financial statements on account of time value for money.



**JSW Energy (Barmer) Limited**  
**Notes to the Consolidated Financial Statements for the year ended March 31, 2023**

**d. Unsecured Perpetual debt to JSW Neo Energy Ltd. (fellow subsidiary company)**

The Parent Company had made an investment of unsecured perpetual debt of ₹ NIL (as at March 31, 2022 ₹ 300.00 crore) to JSW Neo Energy Limited, a fellow subsidiary company for meeting pre-operative expenditure, project expenditure and general corporate purposes. These securities are perpetual in nature with no maturity or redemption and are callable only at the option of the issuer.

The distributions on these securities are non-cumulative and at the rate at which dividend has been declared by the issuer on its equity shares for the respective financial year. As these securities are perpetual in nature and repayment shall rank senior to the issuers obligations to make payments / distribution in relation to its preference and equity share capital and any other securities at par with preference and equity share capital of the issuer Company and does not have any redemption obligation, these are considered to be in the nature of investment in equity instruments.

Relevant provisions of the Companies Act, 2013 has been complied with for aforementioned transactions by the parent Company.

**Note no.- 33- Financial Instruments: Classifications and fair value measurements**

**A) Financial Instruments by category:**

This note provides information about how the Parent Company determines fair values of various financial assets and financial liabilities (which are measured at fair value through profit or loss).

Fair value hierarchy of financial assets/ liabilities	Valuation technique(s) and key input(s)
Level 1	Quoted (unadjusted) market prices in active markets for identical assets or liabilities.
Level 2	Discounted cash flow at a discount rate that reflects the issuer's current borrowing rate at the end of the reporting period.
Level 3	Income approach – the discounted cash flow method was used to capture the present value of the expected future economic benefits to be derived from the ownership of these investees.

**Fair value of financial assets and financial liabilities**

The management consider that the carrying amounts of current financial assets and financial liabilities recognised in the financial statements approximate their fair values.

₹ crore

As at March 31, 2023	Carrying amount	Fair value	Level 1	Level 2	Level 3
<b>Financial assets</b>					
Current investments	217.46	217.46	217.46	-	
Loans & advances	2,237.64	2,237.64	-	-	2,237.64
Security deposits	5.61	5.61	-	-	-



**JSW Energy (Barmer) Limited**  
**Notes to the Consolidated Financial Statements for the year ended March 31, 2023**

Bank deposits with more than 12 months maturity	10.42	10.42	-	-	-
Interest receivable on sub-ordinate Debt	197.27	197.27	-	-	197.27
Less : Allowances for expected credit loss	(32.69)	(32.69)	-	-	(32.69)
Interest accrued on deposits, loans and others	0.75	0.75	-	-	-
Trade receivables	560.36	560.36	-	-	-
Unbilled revenue	263.82	263.82	-	-	-
Cash and cash equivalents	168.75	168.75	-	-	-
Bank balances other than cash and cash equivalents	19.38	19.38	-	-	-
Investment in equity shares	9.80	9.80	-	-	-
<b>Total financial assets</b>	<b>3,658.58</b>	<b>3,658.58</b>	<b>217.46</b>	<b>-</b>	<b>2,402.22</b>
<b>Financial liabilities</b>					
Borrowings	2,052.37	2,052.37	-	-	2,052.37
Lease liabilities	0.52	0.52	-	-	-
Trade payables	172.81	172.81	-	-	-
Liability towards sharing of truing up (gain)/loss & Fuel price adjustment	995.92	995.92	-	-	-
Payable towards capital expenditure	13.59	13.59	-	-	-
Security deposits	*	*	-	-	-
Interest accrued but not due on borrowings	4.45	4.45	-	-	-
<b>Total financial liabilities</b>	<b>3,239.66</b>	<b>3,239.66</b>	<b>-</b>	<b>-</b>	<b>2,052.37</b>

\*Less than ₹ 50,000/-

₹ crore

As at March 31, 2022	Carrying amount	Fair value	Level 1	Level 2	Level 3
<b>Financial assets</b>					
Current investments	560.45	560.45	560.45		
Loans & advances	636.12	636.12			636.12
Security deposits	5.61	5.61			
Bank deposits with more than 12 months maturity	0.14	0.14			
Interest receivable on sub-ordinate Debt	302.27	302.27			302.27
Less : Allowances for expected credit loss	(32.69)	(32.69)			(32.69)
Interest accrued on deposits, loans and others	0.62	0.62			
Trade receivables	257.09	257.09			
Unbilled revenue	240.09	240.09			
Cash and cash equivalents	433.52	433.52			
Bank balances other than cash and cash equivalents	25.05	25.05			
Investment in equity shares	9.80	9.80			
Investments in unsecured perpetual debt	300.00	300.00			
<b>Total financial assets</b>	<b>2,738.07</b>	<b>2,738.07</b>	<b>560.45</b>	<b>-</b>	<b>905.70</b>



**JSW Energy (Barmer) Limited**  
**Notes to the Consolidated Financial Statements for the year ended March 31, 2023**

<b>Financial liabilities</b>					
Borrowings	2,008.58	2,008.58			2,008.58
Lease liabilities	0.52	0.52			
Trade payables	136.19	136.19			
Liability towards sharing of truing up (gain)/loss & Fuel price adjustment	714.84	714.84			
Payable towards capital expenditure	14.99	14.99			
Security deposits	0.04	0.04			
Interest accrued but not due on borrowings	0.91	0.91			
<b>Total financial liabilities</b>	<b>2,876.07</b>	<b>2,876.07</b>	-	-	<b>2,008.58</b>

The fair values of the financial assets and financial liabilities included in the level 2 and level 3 categories above have been determined in accordance with generally accepted pricing models based on a discounted cash flow analysis, with the most significant inputs being the discount rate that reflects the credit risk of counterparties.

**(B) Capital management**

The Parent Company being in a capital-intensive industry, its objective is to maintain a strong credit rating healthy capital ratios and establish a capital structure that would maximise the return to stakeholders through optimum mix of debt and equity.

The Parent Company's capital requirement is mainly to fund its capacity expansion, repayment of principal and interest on its borrowings and strategic acquisitions. The principal source of funding of the Parent Company has been, and is expected to continue to be, cash generated from its operations supplemented by funding from bank borrowings and the capital markets. The Parent Company is not subject to any externally imposed capital requirements.

The Parent Company regularly considers other financing and refinancing opportunities to diversify its debt profile, reduce interest cost and elongate the maturity of its debt portfolio, and closely monitors its judicious allocation amongst competing capital expansion projects and strategic acquisitions, to capture market opportunities at minimum risk.

The Group monitors its capital using **Gearing ratio**, which is net debt divided to total equity as given below:

<b>Particulars</b>	<b>₹ crore</b>	
	<b>As at March 31,2023</b>	<b>As at March 31,2022</b>
(i) Debt	2,052.37	2,008.58
(ii) Cash and cash equivalents	(386.21)	(1,009.02)
<b>Net debt (i-ii)</b>	<b>1,666.16</b>	<b>999.56</b>
Total equity	3,929.24	3,568.91
<b>Net debt to equity ratio</b>	<b>0.42</b>	<b>0.28</b>

(i) Debt includes long-term debt, (both current and non-current) and short-term debt.

(ii) Cash and cash equivalents Includes cash and cash equivalents, balances in bank deposits (other than earmarked deposits) and investments in mutual fund as described in note 14, note 15 and note 7



**JSW Energy (Barmer) Limited**  
**Notes to the Consolidated Financial Statements for the year ended March 31, 2023**

**Net Debt Reconciliation**

Particulars	₹ crore	
	As at March 31,2023	As at March 31,2022
<b>Opening balance of debt</b>	<b>2,014.13</b>	<b>1,509.68</b>
Proceeds from borrowings	980.08	1,200.00
Repayment of borrowings	(935.33)	(695.55)
<b>Closing balance of debt</b>	<b>2,058.88</b>	<b>2,014.13</b>
Unamortised borrowing costs	(6.50)	(5.55)
<b>Balance of debt at the end of year (net of unammortised cost)</b>	<b>2,052.37</b>	<b>2,008.58</b>
Cash and bank balances	(386.21)	(1,009.02)
<b>Net debt net of cash and bank balance</b>	<b>1,666.16</b>	<b>999.56</b>

**(C) Risk Management Strategies**

**Financial risk management objectives**

The Parent Company's corporate treasury function provides services to the business, co-ordinates access to domestic and international financial markets, monitors and manages the financial risks relating to the operations of the Parent Company. These risks include market risk (including currency risk, interest rate risk and other price risk), credit risk and liquidity risk.

The Parent Company seeks to minimise the effects of these risks by using derivative financial instruments to hedge risk exposures, wherever required. The use of financial derivatives is governed by the Parent Company's policies approved by the board of directors, which provide written principles on foreign exchange and commodity price risk, the use of financial derivatives and non-derivative financial instruments, and the investment of excess liquidity. Compliance with policies and exposure limits is reviewed by the internal auditors on a continuous basis. The Parent Company does not enter into or trade financial instruments, including derivative financial instruments, for speculative purpose.

**(i) Foreign currency risk management** The Parent Company undertakes transactions denominated in foreign currencies; consequently, exposures to exchange rate fluctuations arise. Exchange rate exposures are managed within approved policy parameters. The year-end foreign currency exposures that have not been hedged by a derivative instrument or otherwise are given below.

The carrying amounts of the Parent Company's foreign currency denominated monetary assets and monetary liabilities at the end of the reporting period are as follow

**As at March 31, 2023**

Financial Liabilities	USD(\$)	₹ crore
<b>Non-current liabilities</b>		
Long term borrowings	-	-
<b>Trade and other payables and acceptances</b>		
Trade payables - Other than acceptances	9072	0.07
<b>Other current financial liabilities</b>		



**JSW Energy (Barmer) Limited**  
**Notes to the Consolidated Financial Statements for the year ended March 31, 2023**

Current maturities of long-term debt	-	-
Interest accrued but not due on borrowings	-	-
<b>Total financial liabilities (A)</b>	-	-
<b>Financial Assets</b>	<b>USD(\$)</b>	<b>₹ crore</b>
<b>Current assets</b>		
Other advances	-	-
<b>Total financial assets (B)</b>	-	-
<b>Excess of financial liabilities over financial assets (A-B)</b>	-	-

**As at March 31, 2022**

<b>Financial liabilities</b>	<b>USD(\$)</b>	<b>₹ crore</b>
<b>Non-current liabilities</b>		
Long term borrowings	-	-
<b>Trade and other payables and acceptances</b>		
Trade payables - Other than acceptances	-	-
<b>Other current financial liabilities</b>		
Current maturities of long-term debt	-	-
Interest accrued but not due on borrowings	-	-
<b>Total financial liabilities (A)</b>	-	-
<b>Financial assets</b>	<b>USD(\$)</b>	<b>₹ crore</b>
<b>Current assets</b>		
Other advances	-	-
<b>Total financial assets (B)</b>	-	-
<b>Excess of financial liabilities over financial assets (A-B)</b>	-	-

**(ii) Interest rate risk management**

Interest rate risk is the risk that the fair value or future cash flows of a financial instrument will fluctuate because of changes in market interest rates. The Parent Company's exposure to the risk of changes in market interest rates relates primarily to the Parent Company's long-term debt obligations with floating interest rates. The risk is managed by the Parent Company by maintaining an appropriate mix between fixed and floating rate borrowings.

**Interest rate sensitivity analysis**

The sensitivity analyses below have been determined based on the exposure to interest rates for non-derivative instruments at the end of the reporting period. For floating rate liabilities, the analysis is prepared assuming the amount of the liability outstanding at the end of the reporting period was outstanding for the whole year. A 50 basis point increase or decrease is used when reporting interest rate risk internally to key management personnel and represents management's assessment of the reasonably possible change in interest rates.

The following table provides a break-up of the Parent Company's fixed and floating rate borrowings:



**JSW Energy (Barmer) Limited**  
**Notes to the Consolidated Financial Statements for the year ended March 31, 2023**

₹ crore		
Particulars	As at March 31, 2023	As at March 31, 2022
Fixed rate borrowings-LIC	14.45	33.45
Floating rate borrowings	1,870.96	1,832.47
<b>Total borrowings</b>	<b>1,885.41</b>	<b>1,865.92</b>

If interest rates had been 50 basis points higher/lower and all other variables were held constant, the Parent Company's profit for the year ended March 31, 2023 would decrease/increase by ₹ 8.84 Crore (for the year ended March 31, 2022: decrease/increase by ₹ 8.76 Crore). This is mainly attributable to the Parent Company's exposure to interest rates on its variable rate borrowings.

**(iii) Credit risk management**

Credit risk refers to the risk that a counter party will default on its contractual obligations resulting in financial loss to the Parent Company. The Parent Company has adopted a policy of only dealing with creditworthy counterparties and obtaining sufficient collateral, where appropriate, as a means of mitigating the risk of financial loss from defaults. The Parent Company's exposure and the credit ratings of its counterparties are continuously monitored.

In addition, the Parent Company is exposed to credit risk in relation to financial guarantees given to banks provided by the Parent Company. The Parent Company's maximum exposure in this respect is the maximum amount the Parent Company could have to pay if the guarantee is called on. No amount has been recognised in the financial position as financial liabilities.

**(iv) Liquidity risk management**

Ultimate responsibility for liquidity risk management rests with the board of directors, which has established an appropriate liquidity risk management framework for the management of the Parent Company's short-term, medium-term and long-term funding and liquidity management requirements. The Parent Company manages liquidity risk by maintaining adequate reserves, banking facilities and reserve borrowing facilities, by continuously monitoring forecast and actual cash flows, and by matching the maturity profiles of financial assets and liabilities. The table below provides details regarding the remaining contractual maturities of financial liabilities as on reporting date.

**As at March 31, 2023**

₹ crore				
Particulars	< 1 year	1-5 years	> 5 years	Total
<b>Non-current liabilities</b>				
Long term borrowings	-	1,248.59	330.98	1,579.57
<b>Total non-current liabilities</b>	-	<b>1,248.59</b>	<b>330.98</b>	<b>1,579.57</b>
<b>Current liabilities</b>				
Trade payables	172.81	-	-	172.81
<b>Other current financial liabilities</b>				
Current maturities of long-term debt	303.80	-	-	303.80
Cash credit	73.47	-	-	73.47
Bill discounting	100.00	-	-	100.00
Truing up and fuel price adjustment provision	995.92	-	-	995.92



**JSW Energy (Barmer) Limited**  
**Notes to the Consolidated Financial Statements for the year ended March 31, 2023**

Interest accrued but not due on borrowings	4.45	-	-	4.45
Security deposits	*	-	-	*
Payable towards capital expenditure	13.59	-	-	13.59
<b>Total current liabilities</b>	<b>1,664.04</b>	<b>-</b>	<b>-</b>	<b>1,664.04</b>
<b>Total financial liabilities</b>	<b>1,664.04</b>	<b>1,248.59</b>	<b>330.98</b>	<b>3,243.61</b>
<b>Non current assets</b>				
Non-current investment	-	-	9.80	9.80
Long term loans and advances	-	-	567.64	567.64
Interest accrued on loans to related parties	-	177.27	-	177.27
Less: Allowances for expected credit loss	-	(29.37)	-	(29.37)
Security deposits	-	5.61	-	5.61
Bank deposits with more than 12 months maturity	-	10.42	-	10.42
<b>Total non current assets</b>	<b>-</b>	<b>163.93</b>	<b>577.44</b>	<b>741.37</b>
<b>Current assets</b>				
Investments in mutual funds	217.46	-	-	217.46
Loan and advances	1,670.00	-	-	1,670.00
Trade receivables	560.36	-	-	560.36
Unbilled revenue	263.82	-	-	263.82
Cash and cash equivalents	168.75	-	-	168.75
Bank balances other than Cash and cash equivalents	19.38	-	-	19.38
Interest accrued on others	0.75	-	-	0.75
Interest accrued on loans to related parties	20.00	-	-	20.00
Less: Allowances for expected credit loss	(3.31)	-	-	(3.31)
<b>Total current assets</b>	<b>2,917.21</b>	<b>-</b>	<b>-</b>	<b>2,917.21</b>
<b>Total financial assets</b>	<b>2,917.21</b>	<b>163.93</b>	<b>577.44</b>	<b>3,658.58</b>

\*Less than ₹ 50,000/-

**As at March 31, 2022**

Particulars	₹ crore			Total
	< 1 year	1-5 years	> 5 years	
<b>Non-current liabilities</b>				
Long term borrowings	-	1,265.85	256.10	1,521.95
<b>Total Non-Current Liabilities</b>	<b>-</b>	<b>1,265.85</b>	<b>256.10</b>	<b>1,521.95</b>
<b>Current Liabilities</b>				
Trade Payables	136.19	-	-	136.19
<b>Other current financial liabilities</b>				
Current maturities of long-term debt	341.89	-	-	341.89
Cash Credit	48.21	-	-	48.21
Bill Discounting	100.00	-	-	100.00



**JSW Energy (Barmer) Limited**  
**Notes to the Consolidated Financial Statements for the year ended March 31, 2023**

Truing up and Fuel Price adjustment Provision	714.84	-	-	714.84
Interest accrued but not due on borrowings	0.91	-	-	0.91
Security Deposits	0.04	-	-	0.04
Creditors Capex	14.99	-	-	14.99
<b>Total current liabilities</b>	<b>1,357.07</b>	-	-	<b>1,357.07</b>
<b>Total Financial Liabilities</b>	<b>1,357.07</b>	<b>1,265.85</b>	<b>256.10</b>	<b>2,879.02</b>
<b>Non- Current Assets</b>				
Non-current investment	-	-	309.80	309.80
Long term loans and advances	-	-	567.64	567.64
Interest accrued on loans to related parties	-	151.18	-	151.18
Less: Allowances for Expected Credit Loss	-	(16.35)	-	(16.35)
Other advances	-	5.61	-	5.61
Bank Balance having maturity more than 12 months	-	0.14	-	0.14
<b>Total Non-current Assets</b>	-	<b>140.58</b>	<b>877.44</b>	<b>1,018.02</b>
<b>Current assets</b>				
Investments in Mutual Funds	560.45	-	-	560.45
Loan and Advances	68.48	-	-	68.48
Trade receivables	257.09	-	-	257.09
Unbilled Revenue	240.09	-	-	240.09
Cash and cash equivalents	433.52	-	-	433.52
Bank Balances other than above	25.05	-	-	25.05
Interest accrued on others	0.62	-	-	0.62
Interest accrued on loans to related parties	151.09	-	-	151.09
Less: Allowances for Expected Credit Loss	(16.34)	-	-	(16.34)
<b>Total current assets</b>	<b>1,720.05</b>	-	-	<b>1,720.05</b>
<b>Total Financial Assets</b>	<b>1,720.05</b>	<b>140.58</b>	<b>877.44</b>	<b>2,738.07</b>

**(v) Regulatory risk management**

**(a) Fuel prices risk management**

Lignite has been considered as main fuel for the Parent Company. Parent Company has entered into Fuel Supply Agreement with Joint Venture Company for Lignite supply from the captive lignite mines of Kapurdi and Jalipa Mines. The interruption in the supply of Lignite due to regulatory changes, weather conditions, strike by mine workers and closure of mines due to force majeure can impact the availability and/or cost of Lignite.

The Parent Company regularly broadens the sources (vendors) and maintains optimum fuel and stock level.



**JSW Energy (Barmer) Limited**  
**Notes to the Consolidated Financial Statements for the year ended March 31, 2023**

**(b) Power offtake risk management**

Parent Company has signed Power Purchase Agreement (PPA) with Jaipur Vidyut Vitaran Nigam (Procuree 1), Ajmer Vidyut Vitaran Nigam (Procuree 2) and Jodhpur Vidyut Vitaran Nigam (Procuree 3) for sale of entire electrical output for the period of 30 years till March 15, 2043.

**Note no.- 34 Trade receivables**

The average credit period allowed to customers is in the range of 30-45 days. Major customers of the Parent Company are government bodies (DISCOMM). Concentration of credit risk is minimal due to the fact that the customer base largely consists of Government bodies (DISCOMM).

Trade receivables disclosed above include amounts (see below for aged analysis) that are past due at the end of the reporting period for which the Parent Company has not recognised an allowance for doubtful debts because there has not been a significant change in credit quality and the amounts are still considered recoverable.

Allowances, if any, for doubtful debts are recognised against trade receivables based on estimated irrecoverable amounts determined by reference to past default experience of the counterparty and an analysis of the counterparty's current financial position. In determining the allowances for doubtful trade receivables, the Parent Company has used a practical expedient by computing the expected credit loss allowance for trade receivables based on a provision matrix. The provision matrix takes into account historical credit loss experience and is adjusted for forward looking information. The expected credit loss allowance is based on the ageing of the receivables that are due and rates used in the provision matrix.

**Age of receivables (including unbilled revenue)**

Particulars	As at March 31, 2023	As at March 31, 2022
Within the credit period (30 Days)	459.22	328.97
1-30 days past due	-	-
31-60 days past due	196.74	-
61-90 days past due	-	-
91-180 days past due(refer note no C)	100.00	100.00
181-365 days past due	-	-
<b>More than one year</b>	-	-
>1 year to 2 year	-	-
More than 2 years to 3 years	-	-
More than 3 years (refer note no B)	68.22	68.22
<b>Total trade receivables</b>	<b>824.18</b>	<b>497.19</b>

(B) Trade Receivables, unsecured and considered good and recoverable includes ₹ 68.22 Crore (Previous year ₹ 68.22 crore) towards interest and rebate adjusted by Discoms but not accepted by the Parent Company. Matter is pending with Appellate Tribunal. The Parent Company has filed petition before RERC/APTEL for recovery of the above dues management is confident to recover the said amount.



**JSW Energy (Barmer) Limited**  
**Notes to the Consolidated Financial Statements for the year ended March 31, 2023**

(C) Jodhpur Vidhyut Vitran Nigam Ltd. (JDVVNL), customer of the parent Company has paid ₹ 100 Crore through bills discounting facility. The said facility was arranged by the parent Company from Kotak Bank on unsecured basis. The payable amount on the due date will be paid by JDVVNL to Kotak Bank. All Discounting charges, any penal interest on overdue payment, other charges and expenses in this regard are to be borne by JDVVNL. However, till the maturity of the said bill, Parent Company has disclosed the same under trade receivables and also equivalent amount under short term borrowings. Also, refer note no.17(B).

**Note no. 35- Deferred tax assets (liabilities)**

Significant components of deferred tax assets / (liabilities), deductible temporary differences and unused tax losses recognised in the financial statements are as follows.

₹ crore			
Particulars	As at March 31, 2022	Recognised / (reversed) through profit or loss / OCI / equity	As at March 31, 2023
Property plant & equipment	(476.14)	(54.43)	(530.57)
Borrowings	(1.78)	(0.32)	(2.10)
MAT credit	532.95	35.20	568.15
<b>Payable in future tariff</b>	<b>(55.03)</b>	<b>19.55</b>	<b>(35.48)</b>

₹ crore			
Particulars	As at March 31, 2021	Recognised / (reversed) through profit or loss / OCI / equity	As at March 31, 2022
Property, plant & equipment	(418.94)	(57.20)	(476.14)
Others	(1.90)	0.12	(1.78)
MAT credit	465.12	67.83	532.95
<b>Payable in future tariff</b>	<b>(44.28)</b>	<b>(10.75)</b>	<b>(55.03)</b>

**Note no. 36- Income tax**

The income tax expense for the year can be reconciled to the accounting profit as follows

₹ crore		
Particulars	For the year ended March 31, 2023	For the year ended March 31, 2022
Profit before Tax	404.02	538.07
Enacted tax rate	34.94	34.94
<b>Computed Expected tax expense</b>	<b>141.18</b>	<b>188.03</b>
Tax effect due to tax holiday	(52.08)	(107.11)
Effect of non-deductible expenses	4.17	2.52



**JSW Energy (Barmer) Limited**  
**Notes to the Consolidated Financial Statements for the year ended March 31, 2023**

Effect of taxes (recoverable)/ payable in future tariff	(19.55)	10.75
Others	(3.13)	(0.27)
<b>Income Tax Expense</b>	<b>70.59</b>	<b>93.92</b>

**Note no.- 37 Operating segment**

In accordance with the Ind AS 108, 'Operating Segments' the segment information is disclosed in the consolidated financial statements of the ultimate holding company i.e. JSW Energy Limited and therefore no separate disclosure on segment information is given in the Company's financial statements for the year ended March 31, 2023.

**Note no.- 38 Earnings Per Share (EPS)**

Particulars	For the year ended March 31, 2023	For the year ended March 31, 2022
Profit attributable to equity holders of the parent company [₹ crore] [A]	352.72	452.69
Weighted average number of Equity shares for basic & diluted EPS [B]	2,98,77,30,000	2,98,77,30,000
Earnings Per Share - Basic & Diluted [₹] - [A/B]	1.18	1.52
Nominal value of an equity share [₹]	10	10

**Note no.- 39 Employee benefit plans**

**Defined contribution Plans-Provident Fund**

The parent Company has certain defined contribution plans in which both employee and employer contribute monthly at the rate of 12% of basic salary as per regulations to provident fund set up as trust and to the respective regional provident fund commissioner. The parent company which contributes to the provident fund set up as a trust are liable for future provident fund benefits to the extent of its annual contribution and any shortfall in fund assets based on government specified minimum rates of return relating to current period service and recognises such contributions and any shortfall, if any, as an expense for the year incurred.

The parent company contribution to provident fund and National pension scheme ₹ 3.06 crore (Previous Year ₹ 2.85 crore)

Retirement Benefits in the form of Provident Fund and National Pension Scheme which are defined contribution schemes are charged to the statement of profit and loss for the period in which the contributions to the respective funds accrue as per relevant Rules / Statutes.

Contribution to Defined Contribution Plans, recognised in Statement of Profit and Loss, for the year is as under:



**JSW Energy (Barmer) Limited**  
**Notes to the Consolidated Financial Statements for the year ended March 31, 2023**

₹ in crore

Particulars	For the year ended March 31, 2023	For the year ended March 31, 2022
Employer's Contribution to Provident Fund	2.42	2.26
Employer's Contribution to National Pension Scheme	0.92	0.80

The Employer established provident fund trust was surrendered to the provident fund authorities w.e.f January 01, 2021 and correspondingly, the employees provident fund balances lying with the provident fund trust were transferred to the respective employee's accounts with provident fund authorities.

**Defined benefits plans- Gratuity**

The Parent Company provides for gratuity for employees as per the Payment of Gratuity Act, 1972. The amount of gratuity shall be payable to an on the termination of his employment after he has rendered continuous service for not less than five years, or on their superannuation or resignation. However, in case of death of an employee, the minimum period of five years shall not be required. The amount of gratuity payable on retirement / termination is the employees last drawn basic salary per month computed proportionately for 15 days salary multiplied by the number of years' service completed. The gratuity plan is a funded plan administered by a separate Fund that is legally separated from the entity and the Parent Company makes contributions to the insurer (LIC). The Parent Company does not fully fund the liability and maintains a target level of funding to be maintained over period of time based on estimations of expected gratuity payments.

The Parent Company has a policy on compensated absences with provisions on accumulation and encashment by the employees during employment or on separation from the Parent Company due to death, retirement or resignation. The expected cost of compensated absences is determined by actuarial valuation performed by an independent actuary at the balance sheet date using projected unit credit method.

The plans in India typically expose the Parent Company to actuarial risks such as: investment risk, interest rate risk, longevity risk and salary risk.

Investment risk	The present value of the defined benefit plan liability is calculated using a discount rate determined by reference to market yields at the end of the reporting period on government bond yields; if the return on plan asset is below this rate, it will create a plan deficit. Currently the plan has a relatively balanced investment in equity securities and debt instruments.
Interest risk	A fall in the discount rate, which is linked, to the G-Sec rate will increase the present value of the liability requiring higher provision. A fall in the discount rate generally increases the mark to market value of the assets depending on the duration of asset.
Asset Liability matching risk	The plan faces the ALM risk as to the matching cash flow. Since the plan is invested in lines of Rule 101 of Income Tax Rules, 1962, this generally reduces ALM risk.
Mortality risk	Since the benefits under the plan is not payable for life time and payable till retirement age only, plan does not have any longevity risk.
Concentration risk	Plan is having a concentration risk as all the assets are invested with the insurance company and a default will wipe out all the assets. Although probability of this is very less as insurance companies have to follow regulatory guidelines.



**JSW Energy (Barmer) Limited**  
**Notes to the Consolidated Financial Statements for the year ended March 31, 2023**

Salary risk	The present value of the defined benefit plan liability is calculated by reference to the future salaries of plan participants. As such, an increase in the salary of the plan participants will increase the plan's liability.
-------------	---

The risk relating to benefits to be paid to the dependents of plan members (widow and orphan benefits) is re-insured by an external insurance company. No other post-retirement benefits are provided to these employees.

The most recent actuarial valuation of the plan assets and the present value of the defined benefit obligation were carried out at March 31, 2022 by M/S K. A. Pandit Consultants & Actuaries. The present value of the defined benefit obligation, and the related current service cost and past service cost, were measured using the projected unit credit method.

**Changes in the present value of the defined benefit obligation are, as follows**

	₹ crore
<b>Defined benefit obligation as at March 31, 2021</b>	<b>8.44</b>
Interest cost	0.58
Current service cost	0.74
Liability transferred In/out (net) from group company	(0.11)
Benefits paid	(0.33)
Actuarial (gains)/loss	1.51
<b>Defined benefit obligation as at March 31, 2022</b>	<b>10.83</b>
Interest cost	0.78
Current service cost	0.84
Liability transferred In/out (net) from group company	(0.09)
Benefits paid	(0.70)
Actuarial (gains)/loss	0.19
<b>Defined benefit obligation as at March 31, 2023</b>	<b>11.86</b>

**Changes in the defined benefit obligation and fair value of plan assets as at March 31, 2023**

		₹ crore		
Particulars		Defined Benefit Obligation	Fair Value of Plan assets	Benefit Liability
<b>Opening Balance as on April 01, 2022</b>		<b>10.83</b>	<b>1.34</b>	<b>9.49</b>
<b>Gratuity cost charged to profit or loss</b>	Service cost	0.84	-	0.84
	Net interest expense	0.78	0.10	0.69
	<b>Sub-total included in profit or loss</b>	<b>1.63</b>	<b>0.10</b>	<b>1.53</b>
<b>Benefits paid</b>		<b>(0.70)</b>	<b>(0.70)</b>	-
<b>Net liability/(Asset) Transfer In (out)</b>		<b>(0.09)</b>	-	<b>(0.09)</b>
<b>Remeasurement gains/(loss)</b>	Return on plan assets (excluding amounts included in net interest expense)	-	0.01	(0.01)



**JSW Energy (Barmer) Limited**  
**Notes to the Consolidated Financial Statements for the year ended March 31, 2023**

<b>ses) in other compreh ensive income</b>	Actuarial changes arising from changes in demographic assumptions	-	-	-
	Actuarial changes arising from changes in financial assumptions	(0.32)	-	(0.32)
	Experience adjustments	0.51	-	0.51
	<b>Sub-total included in OCI</b>	<b>0.19</b>	<b>0.01</b>	<b>0.18</b>
<b>Contributions by employer</b>		-	-	-
<b>Closing Balance as on March 31, 2023</b>		<b>11.86</b>	<b>0.75</b>	<b>11.11</b>

**Changes in the defined benefit obligation and fair value of plan assets as at 31 March 2022**

₹ crore

Particulars		Defined benefit obligation	Fair value of plan assets	Benefit liability
<b>Opening Balance as on April 01, 2021</b>		<b>8.44</b>	<b>0.32</b>	<b>8.12</b>
<b>Gratuity cost charged to profit or loss</b>	Service cost	0.74	-	0.74
	Net interest expense	0.58	0.02	0.56
	<b>Sub-total included in profit or loss</b>	<b>1.32</b>	<b>0.02</b>	<b>1.30</b>
<b>Benefits paid</b>		<b>(0.33)</b>	<b>(0.33)</b>	-
<b>Net liability/(Asset) Transfer In (out)</b>		<b>(0.11)</b>	-	<b>(0.11)</b>
<b>Remeasurement gains/(losses) in other comprehensive income</b>	Return on plan assets (excluding amounts included in net interest expense)	-	(0.01)	0.01
	Actuarial changes arising from changes in demographic assumptions	-	-	-
	Actuarial changes arising from changes in financial assumptions	1.52	-	1.52
	Experience adjustments	(0.01)	-	(0.01)
	<b>Sub-total included in OCI</b>	<b>1.51</b>	<b>(0.01)</b>	<b>1.52</b>
<b>Contributions by employer</b>		-	<b>1.34</b>	<b>(1.34)</b>
<b>Closing Balance as on March 31, 2022</b>		<b>10.83</b>	<b>1.34</b>	<b>9.49</b>

The major categories of plan assets of the fair value of the total plan assets are as follows:-

Particulars	India Plan	
	As at March 31,2023	As at March 31,2022
<b>Insurer managed funds</b>	100%	100%

In the absence of detailed information regarding plan assets which are funded with Insurance Companies, the composition of each major category of plan assets, the percentage or amount for each category to the fair value of plan assets has not been disclosed.



**JSW Energy (Barmer) Limited**  
**Notes to the Consolidated Financial Statements for the year ended March 31, 2023**

The principal assumptions used in determining gratuity for the Group's plans are shown below

Particulars	As at March 31,2023	As at March 31,2022
Expected return on plan assets	7.23%	7.23%
Discount rate	7.23%	7.23%
Future salary increases	8.00%	8.00%
Rate of employee turnover	4.00%	4.00%
Mortality rate during employment	Indian Assured Lives Mortality 2012-14 (Urban)	Indian Assured Lives Mortality 2012-14 (Urban)

**Sensitivity analysis:**

Significant actuarial assumptions for the determination of the defined benefit obligation are discounted rate, expected salary increase and employee turnover. The sensitivity analyses below have been determined based on reasonably possible changes of the respective assumptions occurring at the end of the reporting period, while holding all other assumptions constant.

The sensitivity of the defined benefit obligation to changes in the weighted key assumptions are:

Particulars	₹ crore	
	For the year ended March 31, 2023	For the year ended March 31, 2022
Delta effect of +1% change in rate of discounting	(0.99)	(0.95)
Delta effect of -1% change in rate of discounting	1.14	1.10
Delta effect of +1% change in rate of salary increase	1.13	1.08
Delta effect of -1% change in rate of salary increase	(1.00)	(0.95)
Delta effect of +1% change in rate of employee turnover	(0.04)	(0.06)
Delta effect of -1% change in rate of employee turnover	0.05	0.07

The sensitivity analysis presented above may not be representative of the actual change in the defined benefit obligation as it is unlikely that change in assumption would occur in isolation of the another as some of the assumptions may be co-related.

**Maturity Analysis of Projected Benefit Obligation: From the Fund**

Particulars	₹ crore	
	As at March 31,2023	As at March 31,2022
1st Following year	0.60	0.85
2nd Following year	0.67	0.43
3rd Following year	0.65	0.59
4th Following year	0.71	0.50
5th Following year	0.75	0.81
<b>Sum of years 6 to 10</b>	<b>5.93</b>	<b>4.90</b>
Sum of Years 11 and above	17.55	16.71



**JSW Energy (Barmer) Limited**  
**Notes to the Consolidated Financial Statements for the year ended March 31, 2023**

The average duration of the defined benefit plan obligation at the end of the reporting period is 11 years (31 March 2022: 12 years).

**Note no. 40- Share based payments**

**A. For Normal Options - 'JSWEL EMPLOYEES STOCK OWNERSHIP PLAN - 2016' (ESOP Plan)**

The Company has offered equity options under ESOP 2016 to the permanent employees of the Company and of its subsidiaries who has been working in India or outside India, including whole-time director, in the identified grades of L16 and above except any employee who is a promoter or belongs to the promoter group or a director who either by himself or through his relatives or through anybody corporate, directly or indirectly, holds more than 10% of the outstanding equity shares of the Company and Independent directors, Nominee Directors and Non-Executive Directors.

The grant is determined after having regard to various factors and criteria specified in ESOP 2016. The exercise price is at a discount of 20% to the closing market price on the previous trading day of the grant date at the exchange having highest trading volume or any other price as may be determined by the Compensation Committee but at least equal to the face value of the shares. The option shall not be transferable and can be exercised only by the employees of the Company.

Vesting of the options granted under the ESOP 2016 shall be at least one year from the date of Grant. 50% of the granted options would vest on the date following 3 years from the date of respective grant and the remaining 50% on the date following 4 years from the date of respective grant.

**The following table illustrates the details of share options during the year:**

<b>Normal option under ESOP (Grant Date: May 20, 2017)</b>	<b>As at March 31, 2023</b>	<b>As at March 31, 2022</b>
Outstanding at 1 <sup>st</sup> April	-	68,356
Exercised during the year	-	68,356
Expired during the year	-	-
Outstanding at 31 <sup>st</sup> March	-	-
Exercisable at 31 <sup>st</sup> March	-	-
Vesting period	3 / 4 Years	
Method of settlement	Equity	
Exercise price (₹)	51.80	
Fair value (₹)	28.88	
Dividend yield (%)	20.00%	
Expected volatility (%)	44.50%/45.16%	
Risk-free interest rate (%)	6.90%/6.98%	
Expected life of share options	5/6 years	
Weighted average exercise price (₹)	51.80	



**JSW Energy (Barmer) Limited**  
**Notes to the Consolidated Financial Statements for the year ended March 31, 2023**

<b>Normal option under ESOP (Grant Date: November 01, 2018)</b>	<b>As at March 31, 2023</b>	<b>As at March 31, 2022</b>
Outstanding at 1 <sup>st</sup> April	2,33,637	2,65,017
Exercised during the year	50,294	31,380
Expired during the year	-	-
Outstanding at 31 <sup>st</sup> March	1,83,343	2,33,637
Exercisable at 31 <sup>st</sup> March	1,83,343	2,33,637
Vesting period	3 /4 Years	
Method of settlement	Equity	
Exercise price (₹)	51.96	
Fair value (₹)	37.99	
Dividend yield (%)	20.00%	
Expected volatility (%)	42.57%/43.53%	
Risk-free interest rate (%)	7.78%/7.84%	
Expected life of share options	5/6 years	
Weighted average exercise price (₹)	51.96	

**B. For Normal options - JSWEL employees stock ownership plan – 2021 (ESOP 2021)**

The Company has offered equity options under ESOP 2021 to the permanent employees, including whole-time director, of the Company and of its subsidiaries who has been working in India or outside India, in the grades of (i) L16 and above, and (ii) select employees in the grade L-11 to L-15 based on last 3 (three) years performance; and in each case, as may be determined based on the eligibility criteria, or any other employee as may be determined by the compensation committee from time to time, except any employee who is a promoter or belongs to the promoter company or a director who either by himself or through his relatives or through anybody corporate, directly or indirectly, holds more than 10% of the outstanding equity shares of the Company and Independent directors, Nominee Directors and Non-Executive Directors.

The grant is determined after having regard to various factors and criteria specified in ESOP 2021. The exercise price is ₹10 or any other price as may be determined by the Compensation Committee. The option shall not be transferable and can be exercised only by the employees of the Company.

Vesting of the options granted under the ESOP 2021 shall be at least one year from the date of Grant. 25% of the granted options would vest on the date following 1 year from the date of respective grant, 25% of the granted options would vest on the date following 2 years from the date of respective grant and the remaining 50% on the date following 3 years from the date of respective grant.

<b>Normal Option under ESOP (Grant Date: August 7,2021)</b>	<b>As at March 31, 2023</b>	<b>As at March 31, 2022</b>
Outstanding at 1 <sup>st</sup> April	1,59,785	-
Granted during the year	-	1,66,685
Forfeited during the year	-	-
Exercised during the year	5,701	-
Expired/lapsed during the year	-	6,900



**JSW Energy (Barmer) Limited**  
**Notes to the Consolidated Financial Statements for the year ended March 31, 2023**

Outstanding at 31 <sup>st</sup> March	1,54,084	1,59,785
Exercisable at 31 <sup>st</sup> March	1,54,084	1,59,785
Vesting period	1/2/3 Years	
Method of settlement	Equity	
Exercise price (₹)	10.00	
Fair value (₹)	229.88	
Dividend yield (%)	20.00%	
Expected volatility (%)	42.53%/42.22%/40.85%	
Risk-free interest rate (%)	5.02%/5.44%/5.78%	
Expected life of share options	3/4/5 years	
Weighted average exercise price (₹)	10.00	

<b>Normal Option under ESOP (Grant Date: August 7,2022)</b>	<b>As at March 31, 2023</b>	<b>As at March 31, 2022</b>
Outstanding at 1 <sup>st</sup> April	-	-
Granted during the year	1,67,600	-
Forfeited during the year	-	-
Exercised during the year	-	-
Expired/lapsed during the year	-	-
Outstanding at 31 <sup>st</sup> March	1,67,600	-
Exercisable at 31 <sup>st</sup> March	1,67,600	-
Vesting period	1/2/3 Years	
Method of settlement	Equity	
Exercise price (₹)	10.00	
Fair value (₹)	250.50	
Dividend yield (%)	20.00%	
Expected volatility (%)	47.51%/44.43%/43.44%	
Risk-free interest rate (%)	6.73%/6.90%/7.01%	
Expected life of share options	3/4/5 years	
Weighted average exercise price (₹)	10.00	

**C. For Normal Options - JSWEL Employees Stock Ownership Plan – Samruddhi 2021 (ESOP Samruddhi 2021)**

The Company has offered equity options under ESOP Samruddhi 2021 to the permanent employees, including whole-time director, of the Company and of its subsidiaries who has been working in India or outside India, in the grades of L-01 to L-15 (excluding employees covered under ESOP 2021), except any employee who is a promoter or belongs to the promoter company or a director who either by himself or through his relatives or through anybody corporate, directly or indirectly, holds more than 10% of the outstanding equity shares of the Company and Independent directors, Nominee Directors and Non-Executive Directors.



**JSW Energy (Barmer) Limited**  
**Notes to the Consolidated Financial Statements for the year ended March 31, 2023**

The grant is determined after having regard to various factors and criteria specified in ESOP Samruddhi 2021. The exercise price is ₹ 10 or any other price as may be determined by the Compensation Committee. The option shall not be transferable and can be exercised only by the employees of the Company.

Vesting of the options granted under the ESOP Samruddhi 2021 shall be at least one year from the date of Grant. 25% of the granted options would vest on the date following 2 years from the date of respective grant, 25% of the granted options would vest on the date following 3 years from the date of respective grant and the remaining 50% on the date following 4 years from the date of respective grant.

Normal Option under ESOP (Grant Date: August 7,2021)	As at March 31, 2023	As at March 31, 2022
Outstanding at 1 April	6,33,500	-
Granted during the year	-	6,64,850
Forfeited during the year	-	-
Exercised during the year		-
Expired/lapsed during the year	1,350	31,350
Outstanding at 31 <sup>st</sup> March	6,32,150	6,33,500
Exercisable at 31 <sup>st</sup> March	6,32,150	6,33,500
Vesting period	2/3/4 Years	
Method of settlement	Equity	
Exercise price (₹)	10.00	
Fair value (₹)	228.50	
Dividend yield (%)	20.00%	
Expected volatility (%)	42.22%/40.85%/42.45%	
Risk-free interest rate (%)	5.44%/5.78%/6.06%	
Expected life of share options	4/5/6 years	
Weighted average exercise price (₹)	10.00	

Sr.No	Heading	Particulars
1	Expected option Life	The expected option life is assumed to be mid-way between the option vesting and expiry. Since the vesting period and contractual term of each tranche is different, the expected life for each tranche will be different. The Expected option life is calculated as (Year to Vesting + Contractual Option term) /2.
2	Expected volatility	Volatility was calculated using standard deviation of daily change in stock price. The historical period considered for volatility match the expected life of the option.
3	How expected volatility was determined, including an explanation of the extent to which expected volatility was based on historical volatility; and	The following factors have been considered: (a) Share price (b) Exercise prices



**JSW Energy (Barmer) Limited**  
**Notes to the Consolidated Financial Statements for the year ended March 31, 2023**

4	Whether and how any other features of the option grant were incorporated into the measurement of fair value, such as a market condition.	(c) Historical volatility (d) Expected option life (e) Dividend Yield
5	Model used	Black-Scholes Method

The expected life of the share options is based on historical data and current expectations and is not necessarily indicative of exercise patterns that may occur. The expected volatility reflects the assumption that the historical volatility over a period similar to the life of the options is indicative of future trends, which may not necessarily be the actual outcome.

**Note no. 41- Leases**

Particulars	For the year ended 31st March, 2023	For the year ended 31st March, 2022
Balance as at the beginning of the year (as per retrospective modified approach)	0.52	-
Lease liabilities recognised during the year	-	0.55
Interest expense on lease liabilities	0.05	0.07
Cash outflow	(0.05)	(0.10)
<b>Balance as at the end of the year</b>	<b>0.52</b>	<b>0.52</b>

**Note no.- 42 Commitments**

Particulars	₹ crore	
	As at March 31,2023	As at March 31,2022
Commitments to contribute funds for the acquisition of property, plant and equipment -Capital Commitments (net of advances)	16.36	60.08
Capital Commitment arising from the interest in joint venture(net of advances)	0.08	0.08
<b>Total</b>	<b>16.44</b>	<b>60.16</b>

**Note no.- 43 Contingent liabilities**

Particulars	₹ crore	
	As at March 31,2023	As at March 31,2022
Disputed taxes/duties (including penalty and interest levied up to the date of demand.	0.43	0.43
Financial guarantees to lenders on behalf of and in respect of loan facilities availed by joint venture (BLMCL) *	850.68	942.71
Regulatory arrangements (Refer note no -31 (b ), 31 (c) and 34 (B)).	295.69	295.69



**JSW Energy (Barmer) Limited**  
**Notes to the Consolidated Financial Statements for the year ended March 31, 2023**

\*In respect of financial guarantee contracts, no amounts are recognised based on the results of the liability adequacy test for likely deficiency / defaults by the entities on whose behalf the Company has given guarantees.

Particulars	As at March 31,2023	As at March 31,2022
Contingent liabilities of the joint venture	736.93	746.19
The Parent Company's share in the contingent liability	736.93	746.19

**Note no. 44- Related party disclosure:**

**I. List of related parties with whom the Parent Company has entered into transactions during the year:**

<b>I</b>	<b>Holding company</b>
1	JSW Energy Limited
<b>II</b>	<b>Other Related parties with whom the Company has entered into transactions:</b>
1	JSW Steel Limited
2	South West Mining Limited
3	JSW Foundation
4	JSW IP Holdings Private Limited
5	JSW Global Business Solutions Limited
6	Bhushan Power & Steel Limited
7	Jindal Stainless (Hisar) Limited
8	Everbest Consultancy Services
9	JSW Paints Private Limited
10	Ind-Barath Energy (Utkal) Limited (w.e.f 28 <sup>th</sup> December,2022)
<b>III</b>	<b>Joint venture company</b>
1	Barmer Lignite Mining Company Limited
<b>IV</b>	<b>Joint venture-partner</b>
1	Rajasthan State Mines and Minerals Limited
<b>V</b>	<b>Fellow subsidiary</b>
1	JSW Neo Energy Limited
2	Jaigad Power Transco Limited
<b>VI</b>	<b>Key managerial personnel</b>
1	Mr. Prashant Jain – Chairman
2	Mr. Pritesh Vinay -Director
3	Mr. Ashesh Kumar Padhy – Whole Time Director (KMP) (from September 16, 2020 till June 30, 2021)



**JSW Energy (Barmer) Limited**  
**Notes to the Consolidated Financial Statements for the year ended March 31, 2023**

4	Mr. K. Surya Prakash – Whole Time Director (KMP) (from July 01, 2021 till 30 <sup>th</sup> November, 2022)
5	Mr. Veeresh Devaramani – Whole Time Director (KMP) (from 1 <sup>st</sup> December, 2022)
6	Ms. Rupa Devi Singh, Independent Director
7	Mr. Raj Kumar Sharma – Company Secretary & Chief Financial Officer (KMP) (from October 31, 2019 till October 31, 2021)
8	Mr. Chittur Ramakrishnan Lakshman – Company Secretary & Chief Financial Officer (KMP) (from January 18, 2022)

**II. Transactions with related parties during the year:**

Sr.No	Particulars	₹ crore	
		For the year ended March 31, 2023	For the year ended March 31, 2022
1	<b>Purchase of lignite (Fuel )</b>		
	Barmer Lignite Mining Company Limited	1,953.53	1,384.89
2	<b>Purchase of limestone (Fuel )</b>		
	Rajasthan State Mines & Mineral Limited	4.02	3.96
3	<b>Purchase of goods</b>		
	JSW Steel Limited	-	0.94
	Jindal Stainless (Hisar) Limited	2.45	0.03
	JSW Energy Limited	0.05	0.09
	JSW Paints Private Limited	0.21	0.05
	Bhushan Power & Steel Limited	2.50	2.97
	Jaigad Power Transco Limited	0.08	-
4	<b>Sale of Goods/Assets</b>		
	Ind-Barath Energy (Utkal) Limited	0.12	-
	JSW Energy Limited	0.50	-
5	<b>Service received</b>		
	JSW Global Business Solutions Private Limited	2.48	2.27
	South West Mining Limited	-	0.04
	Everbest Consultancy Services	0.03	0.02
6	<b>Branding expenses</b>		
	JSW IP Holdings Private Limited	6.72	5.72
7	<b>Amounts paid/(received) on behalf of JSWEBL by holding company /other related party</b>		
	JSW Energy Limited (Net)	11.39	9.68
	JSW Steel Limited	2.92	2.06
	South West Mining Limited (Net)	0.00*	0.01
8	<b>Amounts paid/(received) on behalf of joint venture/other related party by JSWEBL</b>		
	Barmer Lignite Mining Company Limited (Net)	2.49	3.15



**JSW Energy (Barmer) Limited**  
**Notes to the Consolidated Financial Statements for the year ended March 31, 2023**

9	<b>CSR expenses</b>		
	JSW Foundation	11.94	7.18
10	<b>Other Income -lease rent of land /plant &amp; machinery</b>		
	JSW Steel Limited	-	0.04
	South West Mining Limited	0.02	0.02
11	<b>Loan given</b>		
	JSW Neo Energy Limited	272.30	918.48
	JSW Energy Limited	1,695.00	-
12	<b>Loan taken back</b>		
	JSW Neo Energy Limited	340.78	850.00
	JSW Energy Limited	25.00	-
13	<b>Perpetual debts received back</b>		
	JSW Neo Energy Limited	300.00	-
14	<b>Equity Share buy back</b>		
	JSW Energy Limited	-	1,000.00
15	<b>Interest Income on subordinate debt given</b>		
	Barmer Lignite Mining Company Limited	56.76	56.76
16	<b>Security &amp; collateral provided to/(released) (net)</b>		
	Barmer Lignite Mining Company Limited	(92.03)	942.71
	JSW Energy Limited	(29.22)	-

\*Less than ₹ 50,000/-

**III. Closing balance of related parties:**

Sr.No	Particulars	₹ crore	
		As at March 31, 2023	As at March 31, 2022
<b>1</b>	<b>Trade (payables) / receivables (net)</b>		
	JSW Energy Limited	0.46	(0.50)
	JSW Steel Limited	(0.87)	(0.16)
	Barmer Lignite Mining Company Limited	(89.44)	(74.85)
	South West Mining Limited	0.01	0.01
	JSW Global Business Solutions Private Limited	(0.18)	(0.36)
	Ind-Barath Energy (Utkal) Limited	0.12	-
	Jaigad Power Transco Limited	(0.08)	-
<b>2</b>	<b>Advance to vendors</b>		
	Rajasthan State Mines & Mineral Limited	0.38	0.17
	Jindal Stainless (Hisar) Limited	0.04	0.00
<b>3</b>	<b>Deposit with</b>		
	JSW IP Holdings Private Limited	0.30	0.30
	JSW Investment Private Limited.	0.15	0.15
<b>4</b>	<b>Equity share capital</b>		
	JSW Energy Limited	2,987.73	1,991.82



**JSW Energy (Barmer) Limited**  
**Notes to the Consolidated Financial Statements for the year ended March 31, 2023**

<b>5</b>	<b>Investment in equity shares</b>		
	Barmer Lignite Mining Company Limited	9.80	9.80
<b>6</b>	<b>Loan given</b>		
	Barmer Lignite Mining Company Limited	567.64	567.64
	JSW Neo Energy Limited	-	68.48
	JSW Energy Limited	1,670.00	-
<b>7</b>	<b>Interest receivable on loan</b>		
	Barmer Lignite Mining Company Limited	197.27	302.27
<b>8</b>	<b>Perpetual debts</b>		
	JSW Neo Energy Limited	-	300.00
<b>9</b>	<b>Security &amp; collateral provided to:</b>		
	JSW Energy Limited	-	29.22
	Barmer Lignite Mining Company Limited	850.68	942.71

**IV. The remuneration to key management personnel during the year was as follows:**

Sr. no	Particulars	₹ crore	
		For the year ended March 31, 2023	For the year ended March 31, 2022
1	Short-term benefits	3.76	2.59
2	Post-employment benefits	0.06	0.06
3	Sitting fees	0.02	0.02
4	<b>Total (1 to 3)</b>	<b>3.85</b>	<b>2.67</b>

The above figures does not include provisions for gratuity, group mediclaim, group personal accident and compensated absences as the same is determined at the parent company level and is not possible to determine for select individuals.

**Notes:**

During the year, the parent company has neither written off/written back nor made any provision against any debts/receivables/payables/Advances of related parties, except as disclosed above.

- (i) Related party relationships have been identified by the management and relied upon by the Auditors.
- (ii) Related party transactions have been disclosed on basis of value of transactions in terms of the respective contracts.
- (iii) Sale and purchase transactions among the related parties are in the ordinary course of business based on normal commercial terms, conditions, market rates and memorandum of understanding signed with the related parties. For the year ended March 31, 2023, the parent Company has not recorded any loss allowances for transactions between the related parties.



**JSW Energy (Barmer) Limited**  
**Notes to the Consolidated Financial Statements for the year ended March 31, 2023**

**Note no.- 45 Details of Corporate Social Responsibility (CSR) Expenditure**

		₹ crore	
Sr. No.	Particulars	For the year ended March 31, 2023	For the year ended March 31, 2022
1	Gross amount required to be spent by the company during the year.	10.12	8.99
2	Amount spent during the year on:	-	-
	(i) Construction/acquisition of any asset	-	-
	(ii) On purposes other than (i) above	10.12	7.18
3	The amount of shortfall at the end of the year out of the amount required to be spent by the Company during the year;	-	1.82
4	The total of previous years' shortfall amounts;	1.82	-
5	The reason for above shortfalls by way of a note;		Construction of Post-Operative Ward Operation & Theatre at Govt. Hospital Barmer and Installation of Solar Street Lights will be completed during FY 2022-2023. However, Company has deposited the shortfall amount of Rs 1.82 crore in specified bank account as per the provision of the Companies Act 2013.
6	The nature of CSR activities undertaken by the Company are as under	<ol style="list-style-type: none"> <li>1. Educational infrastructure &amp; systems strengthening</li> <li>2. Enhance Skills &amp; rural livelihoods through nurturing of supportive ecosystems &amp; innovations</li> <li>3. General community infrastructure support &amp; welfare initiatives</li> <li>4. Integrated water resources management</li> <li>5. Nurturing aquatic &amp; terrestrial ecosystems for better environment &amp; reduced emissions</li> <li>6. Project Management Cost</li> <li>7. Public health infrastructure, capacity building &amp; support programs</li> <li>8. Sports promotion &amp; institution building</li> <li>9. Waste Management &amp; Sanitation initiatives</li> </ol>	
7	Amount unspent, if any	-	1.82



**JSW Energy (Barmer) Limited**  
**Notes to the Consolidated Financial Statements for the year ended March 31, 2023**

8	Details of related party transactions, e.g., contribution to a trust controlled by the company in relation to CSR expenditure as per relevant Accounting Standard Payment made to JSW Foundation	11.94	7.18
9	Where a provision is made with respect to a liability incurred by entering into a contractual obligation, the movements in the provision during the year shall be shown separately	-	-

**Note no.- 46 Remuneration to auditors (Including GST)**

₹ crore			
Sr.No	Particulars	For the year ended March 31, 2023	For the year ended March 31, 2022
1	Audit fees including limited review fees	0.57	0.54
2	Tax audit fees	0.10	0.08
3	Certification fees	0.13	0.13
4	Reimbursement of expenses	0.02	0.02
5	<b>Total</b>	<b>0.82</b>	<b>0.77</b>

**Note no.- 47 Disclosure under Micro, Small and Medium Enterprises Development Act**

Outstanding of Micro, Small and Medium Enterprises under the Micro, Small and Medium Enterprises Development Act, 2006 (MSMED Act), based on the available information with the Parent Company

₹ crore			
Sr. No.	Particulars	As at March 31,2023	As at March 31,2022
1	Principal amount outstanding	12.43	5.40
2	Principal amount due and remaining unpaid		
3	Interest due on (2) above and the unpaid interest	-	-
4	Interest paid on all delayed payments under the MSMED Act.	-	-
5	Payment made beyond the appointed day during the year	-	-
6	Interest due and payable for the period of delay other than (4) above	-	-
7	Interest accrued and remaining unpaid	-	-
8	Amount of further interest remaining due and payable in succeeding years	-	-

Above outstanding of MSME parties is within maximum timeline for payment without interest as defined in MSMED Act.



**JSW Energy (Barmer) Limited**  
**Notes to the Consolidated Financial Statements for the year ended March 31, 2023**

**Note no. 48-** Rajasthan State Mines and Minerals Limited (RSMML), a government company transferred leases for Kapurdi and Jalipa lignite mines in favour of Barmer Lignite Mining Company Limited (BLMCL), which is a 51:49 joint venture between RSMML and the parent Company. BLMCL supplies lignite to the parent Company for its power plant at Barmer. In 2014, the Ministry of Coal, Government of India (GoI) granted a post facto prior approval to Government of Rajasthan (GoR) for the aforesaid transfer of mining leases to BLMCL. However, in 2016, GoI wrote to the GoR that the transfer of mining leases from RSMML to BLMCL is without previous approval of the GoI and advised GoR to make a fresh proposal for transfer of mining leases to BLMCL.

Thereafter, GoR made several representations to GoI to reconsider its decision which was considered by the GoI and its decision was awaited, in April 2022, the parent Company received a notice from BLMCL intimating that it has been directed by RSMML (which in turn has been directed by the GoR) to stop mining operations at the mines within 15 days. However, after a representation made by the parent Company, the GoR deferred its decision and has permitted BLMCL to continue mining and supply of lignite to the parent Company for a period of three months.

GoR vide its Order dated 27.07.2022 has withdrawn its earlier orders dated 04.04.2022 and 28.04.2022 as Ministry of Coal, GoI has granted ex-post facto approval for the transfer of mining leases of Kapurdi and Jalipa Lignite mines from RSMML to BLMCL vide its orders dated 13.07.2022. Currently, the mining operations are being carried out without any interruption.

**Note no. 49-Other statutory information:**

- i) The Parent Company does not have any benami property, where any proceeding has been initiated or pending against the Company for holding any benami property.
- ii) The Parent Company does not have any transactions with struck off companies.
- iii) The Parent Company does not have any charges or satisfaction which is yet to be registered with ROC beyond the statutory period.
- iv) The Parent Company has not traded or invested in Crypto currency or Virtual Currency during the financial year.
- v) The Parent Company has not advanced or loaned or invested funds to any other person(s) or entity(ies), including foreign entities (Intermediaries) with the understanding that the Intermediary shall:
  - a) directly or indirectly lend or invest in other persons or entities identified in any manner whatsoever by or on behalf of the parent company (ultimate beneficiaries) or
  - b) provide any guarantee, security or the like to or on behalf of the ultimate beneficiaries
- vi) The Parent Company has not received any fund from any person(s) or entity(ies), including foreign entities (funding party) with the understanding (whether recorded in writing or otherwise) that the parent Company shall:
  - a) directly or indirectly lend or invest in other persons or entities identified in any manner whatsoever by or on behalf of the funding party (ultimate beneficiaries) or
  - b) provide any guarantee, security or the like on behalf of the ultimate beneficiaries.



**JSW Energy (Barmer) Limited**  
**Notes to the Consolidated Financial Statements for the year ended March 31, 2023**

vii) The Parent Company does not have any such transaction which is not recorded in the books of accounts that has been surrendered or disclosed as income during the year in the tax assessments under the Income Tax Act, 1961 (such as, search or survey or any other relevant provisions of the Income Tax Act, 1961.

viii) The Parent Company has complied with the number of layers prescribed under clause (87) of Section 2 of the Act read with the Companies (Restriction on number of Layers) Rules, 2017.

ix) The quarterly returns or statements of current assets filed by the parent Company with banks or financial institutions are in agreement with the books of accounts.

x) The Parent Company is not declared wilful defaulter by and bank or financial institution or lender during the year.

**Note no.- 50** The Parent Company is yet to receive balance confirmations in respect of certain financial assets and financial liabilities. The Management does not expect any material difference affecting the current year's financial statements due to the same.

**Note no- 51** Disclosure of additional information as required by Division II of Schedule III of the Companies Act, 2013.

Name of the entity in the Company	Net Assets, i.e., total assets minus total liabilities		Share in profit and loss		Share in other Comprehensive income		Share in total Comprehensive income	
	As % of consolidated net assets	₹ crore	As % of consolidated profit and loss	₹ crore	As % of consolidated other comprehensive income	₹ crore	As % of total comprehensive income	₹ crore
<b>Parent Company-JSW Energy (Barmer) Limited</b>								
As at 31 March, 2023	100%	3,927.48	100%	30.97	100%	(0.16)	100%	350.81
As at 31 March, 2022	100%	3,568.91	100%	452.69	100%	(1.25)	100%	451.44
<b>Joint Venture Company-Barmer Lignite Mining Company Limited</b>								
As at 31 March, 2023	3.01%	118.24	5.50%	19.29	-	-	5.50%	19.29
As at 31 March, 2022	2.12%	75.63	1.89%	8.54	-	-	1.89%	8.54



**JSW Energy (Barmer) Limited**  
**Notes to the Consolidated Financial Statements for the year ended March 31, 2023**

**Note no. 52-** The Code on Social Security, 2020 ('the Code') received presidential assent on September 28, 2020. However, the date on which the Code will come into effect has not yet been notified. The Group will assess the impact of the Code on its books of account in the period(s) in which the provisions of the Code becomes effective.

**Note no.- 53** Previous year's figures have been regrouped / rearranged wherever necessary to conform the current year's classification.

**Signature for Notes to Accounts 1 to 53**

**For and on behalf of the Board of Directors**



**Prashant Jain**  
Chairman  
[DIN 01281621]



**Pritesh Vinay**  
Director  
[DIN 08868022]



**Chittur Ramakrishnan Lakshman**

Company Secretary & Chief Financial Officer

Place: Mumbai

Date: May 22, 2023

