

**INDEPENDENT AUDITOR'S REPORT****To The Members of  
JSW Renew Energy Two Limited  
Report on the Audit of Financial Statements****Opinion**

We have audited the accompanying financial statements of **JSW Renew Energy Two Limited** ("the Company"), which comprises of Balance Sheet as at March 31, 2024, the Statement of Profit and Loss (including Other Comprehensive Income), the Statement of Changes in Equity and the Statement of Cash Flow for the year then ended, and notes to the financial statements, including a summary of material accounting policies and other explanatory information.

In our opinion and to the best of our information and according to the explanations given to us, the aforesaid financial statements give the information required by the Companies Act, 2013 (the Act) in the manner so required and give a true and fair view in conformity with the Indian Accounting Standards prescribed under Section 133 of the Act read with Companies (Indian Accounting Standards) Rules, 2015, as amended, ("Ind AS") and other accounting principles generally accepted in India, of the state of affairs of the Company as at March 31, 2024, and its profits (including Other Comprehensive Income), its changes in equity and its cash flows for the year ended on that date.

**Basis for Opinion**

We conducted our audit in accordance with the Standards on Auditing (SAs) specified under Section 143(10) of the Act. Our responsibilities under those Standards are further described in the *Auditor's Responsibilities for the Audit of the Financial Statements* Section of our report. We are independent of the Company in accordance with the Code of Ethics issued by the Institute of Chartered Accountants of India (ICAI) together with the ethical requirements that are relevant to our audit of the financial statements under the provisions of the Act and the Rules made thereunder, and we have fulfilled our other ethical responsibilities in accordance with these requirements and the Code of Ethics.

We believe that the audit evidence we have obtained is sufficient and appropriate to provide a basis for our audit opinion on the financial statements.

**Information Other than the Financial Statements and Auditor's report thereon**

The Company's Board of Directors is responsible for the preparation of other information. The Other information comprises the information included in the Board's Report, but does not include the financial statement and our auditor's report thereon.

Our opinion on the financial statements does not cover the other information and we do not express any form of assurance conclusion thereon.

In connection with our audit of the financial statements, our responsibility is to read the other information and, in doing so, consider whether the other information is materially inconsistent with the financial statements or our knowledge obtained during the course of our audit or otherwise appears to be materially misstated.



Based on the work we have performed, if we conclude that there is a material misstatement of this other information, we are required to report that fact. We have nothing to report in this regard.

### **Responsibilities of Management for the Financial Statements**

The Company's Board of Directors is responsible for the matters stated in Section 134(5) of the Act with respect to the preparation of these financial statements that give a true and fair view of the financial position, financial performance (including other comprehensive income), changes in equity and cash flows of the Company in accordance with the accounting principles generally accepted in India, including the accounting Standards specified under Section 133 of the Act.

This responsibility also includes maintenance of adequate accounting records in accordance with the provisions of the Act for safeguarding of the assets of the Company and for preventing and detecting frauds and other irregularities; selection and application of appropriate accounting policies; making judgments and estimates that are reasonable and prudent; and design, implementation and maintenance of adequate internal financial controls, that were operating effectively for ensuring the accuracy and completeness of the accounting records, relevant to the preparation and presentation of the financial statements that give a true and fair view and are free from material misstatement, whether due to fraud or error.

In preparing the financial statements, the Management is responsible for assessing the Company's ability to continue as a going concern, disclosing, as applicable, matters related to going concern and using the going concern basis of accounting unless management either intends to liquidate the Company or to cease operations, or has no realistic alternative but to do so.

The Board of Directors are also responsible for overseeing the Company's financial reporting process.

### **Auditor's Responsibilities for the Audit of the Financial Statements**

Our objectives are to obtain reasonable assurance about whether the financial statements are free from material misstatement, whether due to fraud or error, and to issue an auditor's report that includes our opinion. Reasonable assurance is a high level of assurance but is not a guarantee that an audit conducted in accordance with SAs will always detect a material misstatement when it exists.

Misstatements can arise from fraud or error and are considered material if, individually or in the aggregate, they could reasonably be expected to influence the economic decisions of users taken on the basis of these financial statements.

As part of an audit in accordance with SAs, we exercise professional judgment and maintain professional skepticism throughout the audit. We also:

- Identify and assess the risks of material misstatement of the financial statements, whether due to fraud or error, design and perform audit procedures responsive to those risks, and obtain audit evidence that is sufficient and appropriate to provide a basis for our opinion. The risk of not detecting a material misstatement resulting from fraud is higher than for one resulting from error, as fraud may involve collusion, forgery, intentional omissions, misrepresentations, or the override of internal control.
- Obtain an understanding of internal control relevant to the audit in order to design audit procedures that are appropriate in the circumstances. Under Section 143(3)(i) of the



Act, we are also responsible for expressing our opinion on whether the Company has adequate internal financial control system in place and the operating effectiveness of such controls.

- Evaluate the appropriateness of accounting policies used and the reasonableness of accounting estimates and related disclosures made by the management.
- Conclude on the appropriateness of Management's use of the going concern basis of accounting and, based on the audit evidence obtained, whether a material uncertainty exists related to events or conditions that may cast significant doubt on the entity's ability to continue as a going concern. If we conclude that a material uncertainty exists, we are required to draw attention in our auditor's report to the related disclosures in the financial statements or, if such disclosures are inadequate, to modify our opinion. Our conclusions are based on the audit evidence obtained up to the date of our auditor's report. However, future events or conditions may cause the entity to cease to continue as a going concern.
- Evaluate the overall presentation, structure and content of the financial statements, including the disclosures, and whether the financial statements represent the underlying transactions and events in a manner that achieves fair presentation.


Materiality is the magnitude of misstatements in the financial statements that individually or in aggregate makes it probable that the economic decisions of a reasonably knowledgeable user of the financial statements may be influenced. We consider quantitative materiality and qualitative factors in (i) planning the scope of our audit work and in evaluating the results of our work and (ii) to evaluate the effect of any identified misstatements in the financial statements.

We communicate with those charged with governance regarding, among other matters, the planned scope and timing of the audit and significant audit findings, including any significant deficiencies in internal control that we identify during our audit.

We also provide those charged with governance with a statement that we have complied with relevant ethical requirements regarding independence, and to communicate with them all relationships and other matters that may reasonably be thought to bear on our independence, and where applicable, related safeguards.

### **Report on Other Legal and Regulatory Requirements**

1. Pursuant to the Companies (Auditor's Report) Order, 2020 ("the Order"), issued by the Central Government of India in terms of sub-Section (11) of Section 143 of the Act, we give in the Annexure "A" a statement on the matters specified in clauses 3 and 4 of the Order.
2. As required by Section 143(3) of the Act, we report that:
  - (a) We have sought and obtained all the information and explanations which to the best of our knowledge and belief were necessary for the purposes of our audit.
  - (b) In our opinion, proper books of account as required by law have been kept by the Company so far as it appears from our examination of those books and records except for the matters stated in the paragraph h (vi) below on reporting under Rule 11(g).



- (c) The Balance sheet, the Statement of Profit & Loss (including other comprehensive income), Statement of Changes in Equity and the Cash Flow Statement dealt with by this Report are in agreement with the books of account.
- (d) In our opinion, the aforesaid financial statements comply with the Accounting Standards specified under Section 133 of the Act, read with Rule 7 of the Companies (Account) Rules, 2014.
- (e) On the basis of the written representation received from the directors as on March 31, 2024 taken on records by the Board of Directors, none of the directors are disqualified as on March 31, 2024 from being appointed as a Directors in terms of Section 164(2) of the Act.
- (f) With respect to the adequacy of the internal financial controls over financial reporting of the Company and the operating effectiveness of such controls, refer to our separate Report in Annexure "B".
- (g) With respect to the other matters to be included in the Auditor's Report in accordance with the requirements of Section 197(16) of the Act, during the year, the Company has not paid any remuneration to its directors.
- (h) With respect to the matters to be included in the Auditor's report in accordance with the Rule 11 of the Companies (Audit and Auditors) Rules, 2014, the modification relating to the maintenance of accounts and other matters connected therewith are as stated in the paragraph (b) above on reporting under Section 143(3)(b) and paragraph vi below on reporting under Rule 11(g), in our opinion and to the best of our information and according to the explanations given to us:
- i. The Company does not have any pending litigations which would impact on its financial position.
  - ii. The Company did not have any long-term contracts including derivative contracts for which there were any material foreseeable losses.
  - iii. There were no amounts which were required to be transferred to the Investor Education and Protection Fund by the Company.
  - iv.
    - a) The Management has represented that, to the best of its knowledge and belief, other than as disclosed in the notes to the accounts, no funds (which are material either individually or in the aggregate) have been advanced or loaned or invested (either from borrowed funds or share premium or any other sources or kind of funds) by the Company to or in any other person or entity, including foreign entity ("Intermediaries"), with the understanding, whether recorded in writing or otherwise, that the Intermediary shall, whether, directly or indirectly lend or invest in other persons or entities identified in any manner whatsoever by or on behalf of the Company ("Ultimate Beneficiaries") or provide any guarantee, security or the like on behalf of the Ultimate Beneficiaries.
    - b) The Management has represented, that, to the best of its knowledge and belief, other than as disclosed in the notes to the accounts, no funds (which are material either individually or in the aggregate) have been received by the Company from any person or entity, including foreign entity ("Funding Parties"), with the understanding, whether recorded in writing or otherwise, that the



Company shall, whether, directly or indirectly, lend or invest in other persons or entities identified in any manner whatsoever by or on behalf of the Funding Party ("Ultimate Beneficiaries") or provide any guarantee, security or the like on behalf of the Ultimate Beneficiaries.

- c) Based on the audit procedures that have been considered reasonable and appropriate in the circumstances, nothing has come to our notice that has caused us to believe that the representation under sub clause (i) and (ii) of Rule 11(e) of The Companies (Audit and Auditors) Rules, 2014, as provided under (a) and (b) above, contains any material misstatement. Refer Note No. 41(vi) and (vii) to the financial statements.
- v. The Company has not declared or paid dividend during the financial year 2023-24. Accordingly, reporting under Rule 11 (f) of Companies (Audit and Auditors) Rules, 2014 is not applicable.
- vi. Based on our examination which included test checks, the Company has used accounting software for maintaining its books of account for the year ended for the year ended March 31, 2024, which has a feature of recording audit trail (edit log) facility and the same were operated throughout the year for all relevant transactions recorded in the software except that audit trail was not enabled at the database level to log any direct data changes. Further, during the course of our audit we did not come across any instance of audit trail feature being tampered with in respect of accounting software for which the audit trail feature was operating. (Refer note no. 42 to the financial statements).

As proviso to Rule 3(1) of the Companies (Accounts) Rules, 2014 is applicable from April 01, 2023, reporting under Rule 11(g) of the Companies (Audit and Auditors) Rules, 2014 on preservation of audit trail as per the statutory requirements for record retention is not applicable for the financial year ended March 31, 2024.


For LODHA & CO LLP  
Chartered Accountants  
Firm registration No. - 301051E/  
E300284



A.M. Hariharan  
Partner  
Membership No. 38323  
UDIN: 24038323BKFVOU8756




Place: Mumbai  
Date: May 03, 2024



**Annexure "A" referred to in "Report on Other Legal and Regulatory Requirements" section of our report to the members of JSW Renew Energy Two Limited for the year ended March 31, 2024 :**

On the basis of our examination of the books and records of the Company carried out in accordance with the auditing standards generally accepted in India and according to the information and explanations given to us, we state that:

- i) a. In respect of Company's Property, Plant and Equipment and Intangible Assets:
    - A. The Company has maintained proper records, showing full particulars including quantitative details and situation of property, plant & equipment and relevant details of right-to-use assets.
    - B. The Company has maintained proper records showing full particulars of intangible assets.
  - b. The Company has carried out physical verification of all its property, plant and equipment during the year. In our opinion, the frequency of verification is reasonable having regard to the size of the Company and the nature of its assets. No material discrepancies were noticed on such verification.
  - c. According to the information and explanations given to us and on the basis of our examination of the records of the Company, the title deeds of immovable properties disclosed in the financial statements included under property, plant and equipment, other than properties where the company is lessee and lease agreements are duly executed in favour of the Company, are held in the name of the Company.
  - d. The Company has not revalued any of its Property, Plant and equipment (including right-of-use assets) and intangible assets during the year. Accordingly, the provisions of clause 3(i)(d) of the Order are not applicable to the Company.
  - e. According to the information and explanations given to us and on the basis of our examination of the records, no proceedings have been initiated during the year or are pending as at March 31, 2024 for holding any benami property under the Benami Transactions (Prohibition) Act, 1988, as amended, and rules made thereunder. Accordingly, the provisions of clause 3(i)(e) of the Order are not applicable to the Company.
- ii) a) The Company does not hold any inventory and accordingly, reporting requirements of clause 3(ii)(a) of the Order are not applicable to the Company.
  - b) The Company has not been sanctioned working capital limits in excess of Rs. 5 crore, in aggregate, at any points of time during the period, from banks or financial institutions on the basis of security of current assets accordingly, reporting requirements of clause 3(ii)(b) of the Order are not applicable to the Company.



- iii) According to the information and explanations given to us and on the basis of our examination of the records, the Company has not made any investments, provided any guarantee or security, or granted any loans, secured or unsecured, to companies, firms, limited liability partnerships or any other parties. Accordingly, the reporting requirements of clause 3(iii) of the Order are not applicable to the Company.
- iv) According to the information and explanations given to us and on the basis of our examination of the records, the Company has not granted any loans or given any guarantees or provided any securities or made any investments to/in the parties covered under Section 185 and Section 186 of the Act. Accordingly, reporting requirements of clause 3(iv) of the Order are not applicable to the Company.
- v) According to the information and explanations given to us and on the basis of our examination of the records, no deposits within the meaning of directives issued by RBI (Reserve Bank of India) and Sections 73 to 76 or any other relevant provisions of the Act and rules framed thereunder have been accepted by the Company. Accordingly, reporting requirements of clause 3(v) of the Order are not applicable to the Company.
- vi) According to the information and explanations given to us and on the basis of our examination of the records, the Central Government has not prescribed the maintenance of cost records under Section 148(1) of the Act, in respect of the services rendered by the Company. Accordingly, reporting requirements of clause 3(vi) of the Order are not applicable to the Company.
- vii) a) According to the information and explanations given to us and on the basis of our examination of records of the Company, amounts deducted / accrued in the books of account in respect of undisputed statutory dues including provident fund, employees' state insurance, income-tax, goods and services tax, sales-tax, service tax, duty of customs, duty of excise, value added tax, cess and any other statutory dues, have been regularly deposited with the appropriate authorities. According to the information and explanations given to us there were no outstanding statutory dues as on March 31, 2024 for a period of more than six months from the date they became payable.  
b) According to the information and explanations given to us, there are no statutory dues mentioned in clause 3 (vii) (a) which have been not deposited on account of any dispute.
- viii) According to the records maintained by the Company and information and explanations given to us, there were no transactions relating previously unrecorded income that have been surrendered or disclosed as income during the period in the tax assessments under the Income Tax Act, 1961.
- ix) a. According to the information and explanations given to us and on the basis of our examination of the records, the Company has not defaulted in the repayment of loans or other borrowings or in the repayment of interest thereon to the lenders. Accordingly, the provisions of clause 3(ix) of the Order are not applicable to the Company.  
b. The Company has not been declared as wilful defaulter by any bank or financial institution or government or any government authority.



- c. According to the information and explanations given to us and on the basis of our examination of the records, the Company has applied term loans for the purpose for which they were obtained.
- d. According to the information and explanations given to us and based on our examination of the records of the Company, the company has not raised any funds on a short-term basis and accordingly, reporting requirements of clause 3(ix)(d) of the Order are not applicable to the Company.
- e. The Company does not have any subsidiaries and accordingly, reporting requirements of clause 3(ix)(e) and (f) of the Order are not applicable to the Company.
- x) In our opinion and according to the information and explanations given to us, the Company has not raised any money by way of initial public offer or further public offer (including debt instruments) during the period and accordingly, reporting requirements of clause 3(x) of the Order are not applicable to the Company.
- xi) a) During the course of our examination of the books and records of the Company, carried out in accordance with the generally accepted auditing standards in India and according to the information and explanations given to us, we have neither come across any instance of fraud by the Company or on the Company by its officers or employees, noticed or reported during the period, nor have we been informed of such case by the management.  
b) No report under sub-section (12) of Section 143 of the Act has been filed in Form ADT-4 as prescribed under Rule 13 of Companies (Audit and Auditors) Rules, 2014 with the Central Government, during the period and upto the date of this report.  
c) No whistle blower complaints have been received during the period by the Company.
- xii) The Company is not a Nidhi Company and hence, reporting under clause 3(xii) of the Order is not applicable to the Company.
- xiii) According to the information and explanations given to us and based on our examination of the records of the Company, transactions with the related parties are in compliance with Sections 177 and 188 of the Act, where applicable, and details of such transactions have been disclosed in the financial statements as required by the applicable accounting standards. Refer Note 33 to the financial statements.
- xiv) a) In our opinion, the Company has an internal audit system commensurate to the size of the Company and nature of its business.  
b) We have considered, the report of the internal auditors for the year under audit, issued to the Company during the year and till date, in determining the nature, timing and extent of our audit procedures.
- xv) According to the information and explanations given to us and based on our examination of the records of the Company, the Company has not entered into non-cash transactions with directors or persons connected with them as per the provisions of Section 192 of the Act. Accordingly, reporting requirements under clause 3(xv) of the Order are not applicable to the Company.



- xvi) (a) The Company is not required to be registered under section 45-IA of the Reserve Bank of India Act, 1934. Accordingly, the provisions of clause 3(xvi) (a), (b) and (c) of the Order is not applicable to the Company.
- (b) The Company has not conducted any Non-Banking Financial or Housing Finance activities which require a valid Certificate of Registration (CoR) from the Reserve Bank of India as per the Reserve Bank of India Act, 1934.
- (c) The Company is not a Core Investment Company (CIC) as defined in the regulations made by the Reserve Bank of India.
- (d) There is one registered Core Investment Company (CIC) and four unregistered CICs forming part of the Group.
- xvii) The Company has not incurred any cash losses during the financial year as also in the immediately preceding financial year.
- xviii) There has been no resignation of statutory auditors of the Company during the year. Accordingly, reporting requirements under clause 3(xviii) of the Order are not applicable to the Company.
- xix) According to the information and explanations given to us and on the basis of the financial ratios, ageing and expected dates of realization of financial assets and payment of financial liabilities, other information accompanying the financial statements and our knowledge of the Board of Directors and Management plans and based on our examination of the evidence supporting the assumptions, nothing has come to our attention, which causes us to believe that any material uncertainty exists as on the date of the audit report that Company is not capable of meeting its liabilities existing as at the date of the balance sheet as and when they fall due within a period of one year from the balance sheet date. We, however, state that this is not an assurance as to the future viability of the Company. We further state that our reporting is based on the facts up to the date of the audit report and we neither give any guarantee nor any assurance that all liabilities falling due within a period of one year from the balance sheet, will get discharged by the Company as and when they fall due.
- xx) There are no unspent amounts towards Corporate Social Responsibility (CSR) requiring a transfer to a fund specified in Schedule VII to the Companies Act in compliance with the second proviso to sub-section (5) of Section 135 of the said act. Accordingly, reporting under clause 3(xx) of the Order are not applicable to the Company.


Place: Mumbai  
Date: May 03, 2024



For LODHA & CO LLP  
Chartered Accountants  
Firm registration No. - 301051E/  
E900284

A handwritten signature in black ink, appearing to read "A. M. Hariharan".

A. M. Hariharan  
Partner  
Membership No. 38323  
UDIN: 24038323BKFV0U8756



**Annexure “B” referred to in “Report on Other Legal and Regulatory Requirements” section of our report to the members of JSW Renew Energy Two Limited of for the year ended March 31, 2024:**

**Report on the Internal Financial Controls Over Financial Reporting under Clause (i) of Sub-Section 3 of Section 143 of the Act**

We have audited the internal financial controls over financial reporting of **JSW Renew Energy Two Limited** (“the Company”) as of March 31, 2024 in conjunction with our audit of the financial statements of the Company for the year ended on that date.

**Management’s Responsibility for Internal Financial Controls**

The Company’s management is responsible for establishing and maintaining internal financial controls based on the internal control over financial reporting criteria established by the Company considering the essential component of internal control stated in the Guidance Note on Audit of Internal Financial Controls over Financial Reporting issued by the Institute of Chartered Accountants of India (ICAI). These responsibilities include the design, implementation and maintenance of adequate internal financial controls that were operating effectively for ensuring the orderly and efficient conduct of its business, including adherence to company’s policies, the safeguarding of its assets, the prevention and detection of frauds and errors, the accuracy and completeness of the accounting records, and the timely preparation of reliable financial information, as required under the Act.

**Auditors’ Responsibility**

Our responsibility is to express an opinion on the Company’s internal financial controls over financial reporting based on our audit. We conducted our audit in accordance with the Guidance Note on Audit of Internal Financial Controls Over Financial Reporting (the “Guidance Note”) and the Standards on Auditing deemed to be prescribed under Section 143(10) of the Act to the extent applicable to an audit of internal financial controls, both applicable to an audit of internal financial controls and both issued by the ICAI. Those Standards and the Guidance Note require that we comply with ethical requirements and plan and perform the audit to obtain reasonable assurance about whether adequate internal financial controls over financial reporting was established and maintained and if such controls operated effectively in all material respects.

Our audit involves performing procedures to obtain audit evidence about the adequacy of the internal financial controls system over financial reporting and their operating effectiveness. Our audit of internal financial controls over financial reporting included obtaining an understanding of internal financial controls over financial reporting, assessing the risk that a material weakness exists, and testing and evaluating the design and operating effectiveness of internal control based on the assessed risk. The procedures selected depend on the auditor’s judgment, including the assessment of the risks of material misstatement of the financial statements, whether due to fraud or error.

We believe that the audit evidence we have obtained is sufficient and appropriate to provide a basis for our audit opinion on the Company’s internal financial controls system over financial reporting.



### Meaning of Internal Financial Controls Over Financial Reporting

A Company's internal financial control over financial reporting is a process designed to provide reasonable assurance regarding the reliability of financial reporting and the preparation of financial statements for external purposes in accordance with generally accepted accounting principles. A Company's internal financial control over financial reporting includes those policies and procedures that (1) pertain to the maintenance of records that, in reasonable detail, accurately and fairly reflect the transactions and dispositions of the assets of the company; (2) provide reasonable assurance that transactions are recorded as necessary to permit preparation of financial statements in accordance with generally accepted accounting principles, and that receipts and expenditures of the entity are being made only in accordance with authorisations of management and directors of the Company; (3) provide reasonable assurance regarding prevention or timely detection of unauthorised acquisition, use, or disposition of the entity's assets that could have a material effect on the financial statements; and (4) also provide reasonable assurance by the internal auditors through their internal audit reports given to the organisation from time to time.

### Inherent Limitations of Internal Financial Controls Over Financial Reporting

Because of the inherent limitations of internal financial controls over financial reporting, including the possibility of collusion or improper management override of controls, material misstatements due to error or fraud may occur and not be detected. Also, projections of any evaluation of the internal financial controls over financial reporting to future periods are subject to the risk that the internal financial control over financial reporting may become inadequate because of changes in conditions, or that the degree of compliance with the policies or procedures may deteriorate.

### Opinion

In our opinion, the best of our information and according to the explanations given to us, the Company has, broadly in all material respects, an adequate internal financial controls system over financial reporting and such internal financial controls over financial reporting were operating effectively as at March 31, 2024, based on the internal control over financial reporting criteria established by the Company considering the essential Component of internal control stated in the Guidance Note on Audit of Internal Financial Controls Over Financial Reporting issued by the Institute of Chartered Accountants of India.

Place: Mumbai  
Date: May 03, 2024

For LODHA & CO LLP  
Chartered Accountants  
Firm registration No. - 301051E/  
E300284



A. M. Hariharan  
Partner  
Membership No. 38323  
UDIN: 24038323BKFOU8756



**JSW Renew Energy Two Limited**  
**Balance Sheet as at 31st March, 2024**

S.No	Particulars	Notes	As at 31st March, 2024	As at 31st March, 2023
<b>A</b>	<b>ASSETS</b>			
<b>1</b>	<b>Non-current assets</b>			
	(a) Property, plant and equipment	4	1,69,548.76	29,813.78
	(b) Capital work-in-progress	5	1,25,409.51	1,55,096.63
	(c) Other intangible assets	6	7.44	12.94
	(d) Financial assets			
	(i) Other financial assets	7	8.57	8.58
	(e) Income tax assets (net)	8	96.41	133.25
	(f) Other non-current assets	9	1,501.98	2,859.13
	<b>Total non-current assets</b>		<b>2,96,566.27</b>	<b>1,88,924.41</b>
<b>2</b>	<b>Current assets</b>			
	(a) Financial Assets			
	(i) Trade receivables	10	1.30	
	(ii) Unbilled revenue	11	900.56	192.88
	(iii) Cash and cash equivalents	12	12,890.77	27,380.00
	(iv) Bank balances other than (iii) above	13	5,007.69	1.24
	(v) Other financial assets	7	34.87	17.25
	(b) Other current assets	9	243.28	57.81
	<b>Total current assets</b>		<b>19,079.07</b>	<b>27,648.18</b>
	<b>Total assets</b>		<b>3,15,645.34</b>	<b>2,16,572.59</b>
<b>B</b>	<b>EQUITY AND LIABILITIES</b>			
<b>1</b>	<b>Equity</b>			
	(a) Equity share capital	14	39,188.00	31,980.00
	(b) Perpetual securities	15	39,394.50	31,743.50
	(c) Other equity	16	1,057.50	(49.15)
	<b>Total equity</b>		<b>79,640.00</b>	<b>63,674.35</b>
<b>2</b>	<b>Liabilities</b>			
<b>I</b>	<b>Non-current liabilities</b>			
	(a) Financial liabilities			
	(i) Borrowings	17	2,20,210.59	1,32,231.09
	(b) Provisions	18	1.77	
	(c) Deferred tax liabilities (net)	19	282.95	53.69
	<b>Total non-current liabilities</b>		<b>2,20,495.31</b>	<b>1,33,286.78</b>
<b>II</b>	<b>Current liabilities</b>			
	(a) Financial liabilities			
	(i) Borrowings	17		3,560.90
	(ii) Trade payables	20		
	- Total outstanding dues of micro enterprises and small enterprises;		91.15	4.71
	- Total outstanding dues of creditors other than micro enterprises and small enterprises			
	(iii) Other financial liabilities	21	6,359.90	15,985.67
	(b) Other current liabilities	22	59.95	59.16
	(c) Provisions		3.52	
	<b>Total current liabilities</b>		<b>6,508.53</b>	<b>19,611.46</b>
	<b>Total equity and liabilities</b>		<b>3,15,645.34</b>	<b>2,16,572.59</b>

See accompanying notes to the financial statements

1-44

As per our attached report of even date  
 For Lodha & Co LLP  
 Chartered Accountants  
 CMA Registration No. 000015C / 0000000

For and on behalf of the Board of Directors

*(Signature)*



A. M. Harikaran  
 Partner  
 Membership No. 39323

Place: Mumbai  
 Date: 3rd May, 2024

*(Signature)*  
 Chittur Ramakrishnan Lakshman  
 Director  
 (DIN:03704945)

*(Signature)*  
 Huchika Agarwal  
 Company Secretary

Munika Chopra  
 Director  
 (DIN: 05341124)  
*(Signature)*  
 Anirudh Sharma  
 Chief Financial Officer

Place: Mumbai  
 Date: 3rd May, 2024



## JSW Renew Energy Two Limited

### Statement of Profit and Loss for the year ended 31st March, 2024

(₹ in lakhs, except per share data and as stated otherwise)

Particulars	Notes	For the year ended 31st March, 2024	For the year ended 31st March, 2023
I Revenue from operations	23	12,929.02	665.99
II Other income	24	41.69	0.41
III Total income (I + II)		12,970.71	666.40
IV Expenses:			
(a) Employee benefits expense	25	64.15	
(b) Finance costs	26	7,114.54	0.65
(c) Depreciation and amortisation expense	4,6	3,884.73	275.58
(d) Other expenses	27	571.40	138.33
Total expenses (IV)		11,634.82	414.56
V Profit before tax (III-IV)		1,335.89	251.84
VI Tax expense	28		
(a) Current tax			
(b) Deferred tax		229.25	53.69
VII Profit for the year (V-VI)		1,106.64	198.15
VIII Other comprehensive Income			
IX Total comprehensive Income for the year (VII + VIII)		1,106.64	198.15
X Earnings per equity share of ₹10 each Basic & Diluted (₹)	30	0.33	0.07
See accompanying notes to the financial statements	1-44		

As per our attached report of even date

For Lodha & Co LLP

Chartered Accountants

Firm Registration No. 301051E / E300284

A. M. Hariharan

Partner

Membership No. 38323

Place: Mumbai

Date : 3rd May, 2024



For and on behalf of the Board of Directors:

*Chittur Ramakrishnan Lakshman*  
Chittur Ramakrishnan Lakshman  
Director  
(DIN:08704945)

*Ruchika Agarwal*  
Ruchika Agarwal  
Company Secretary

*Monica Chopra*  
Monica Chopra  
Director  
(DIN: 05341124)

*Amar Nath Sharma*  
Amar Nath Sharma  
Chief Financial Officer

Place: Mumbai

Date : 3rd May, 2024



**JSW Renew Energy Two Limited**  
**Statement of changes in equity for the year ended 31st March, 2024**

**[A] Equity share capital**

(₹ in lakhs)

Particulars	Amount
Balance as at 1st April, 2022	22,993.00
Changes in equity share capital during the year	8,987.00
Balance as at 31st March, 2023	31,980.00
Changes in equity share capital during the year	7,208.00
Balance as at 31st March, 2024	39,188.00

**[B] Other equity**

(₹ in lakhs)


Particulars	Reserve and surplus	Total
	Retained earnings	
Balance as at 1st April, 2022	(247.30)	(247.30)
Profit for the year	198.15	198.15
Balance as at 31st March, 2023	(49.15)	(49.15)
Profit for the year	1,106.64	1,106.64
Balance as at 31st March, 2024	1,057.50	1,057.50
See accompanying notes to the financial statements - Note no. 1-44		


As per our attached report of even date  
 For Lodha & Co LLP  
 Chartered Accountants  
 Firm Registration No.: 301051E / E300284


For and on behalf of the Board of Directors


  
 A. M. Hartharan  
 Partner  
 Membership No. 38323



  
 Chittur Ramakrishnan Lakshman  
 Director  
 [DIN:08704945]

  
 Monica Chopra  
 Director  
 [DIN: 05341124]

  
 Ruchika Agarwal  
 Company Secretary

  
 Amar Nath Sharma  
 Chief Financial Officer



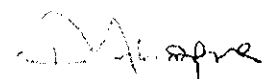

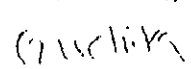
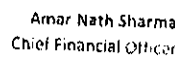
Place: Mumbai  
 Date : 3rd May, 2024

Place: Mumbai  
 Date : 3rd May, 2024



**JSW Renew Energy Two Limited**  
**Statement of Cash Flows for the year ended 31st March, 2024**

(₹ in lakhs)

Particulars	For the year ended 31st March, 2024	For the year ended 31st March, 2023
<b>A Cash Flow from Operating Activities</b>		
Profit before Tax	1,335.89	251.84
Adjusted for:		
Depreciation and amortisation expense	3,884.73	275.58
Finance costs	7,114.54	0.65
Operating profit before working capital changes	12,335.16	528.07
Adjustments for movement in working capital:		
Increase in current and non-current assets	(1,023.98)	(193.32)
Increase / (decrease) in trade payables and other liabilities	296.77	(863.89)
Cash generated from / (used in) operations	11,607.95	(529.14)
Income taxes paid (net)	36.84	(133.25)
Net cash generated from / (used in) operating activities (A)	11,644.79	(662.39)
<b>B Cash Flow from Investing Activities</b>		
Purchase of property, plant and equipment (including capital work-in-progress and capital advances)	(1,21,067.35)	(1,49,848.35)
Bank balances other than cash and cash equivalents	(5,006.45)	(1.24)
Net cash used in investing activities (B)	(1,26,073.80)	(1,49,849.59)
<b>C Cash Flow from Financing Activities</b>		
Proceeds from issue of equity shares	4,314.00	8,987.00
Proceeds from issue of perpetual securities	10,545.00	31,743.50
Proceeds from non-current borrowings	95,964.97	1,33,233.09
Repayment of current borrowings	(3,560.90)	3,560.90
Finance costs paid	(7,323.29)	(0.65)
Net cash generated from financing activities (C)	99,939.78	1,77,523.85
Net increase / (decrease) in cash and cash equivalents (A+B+C)	(14,489.23)	27,011.87
Cash and cash equivalents - at the beginning of the year	27,380.00	368.13
Cash and cash equivalents - at the end of the year	12,890.77	27,380.00
See accompanying notes to the financial statements - Note no. 1 - 44		
<b>Note:</b>		
<b>Non Cash Transactions:</b>		
1) During the year, the Company has allotted 2,89,40,000 equity shares of ₹ 10 each (previous year Nil) to JSW Neo Energy Limited, Holding company in lieu of the perpetual securities held by the Holding Company.		
As per our attached report of even date		
For Lodha & Co LLP Chartered Accountants Firm Registration No. 301051E / E300284	For and on behalf of the Board of Directors	
 A. M. Hariharan Partner Membership No. 38323	 Chittur Ramakrishnan Lakshman Director (DIN:08704945)	 Monica Chopra Director (DIN: 05341124)
	 Ruchika Agarwal Company Secretary	 Amar Nath Sharma Chief Financial Officer
Place: Mumbai Date: 3rd May, 2024	Place: Mumbai Date: 3rd May 2024	





## JSW Renew Energy Two Limited

### Notes to the financial statements for the year ended 31st March, 2024

- it is due to be settled within 12 months after the reporting date; or the Company does not have an unconditional right to defer settlement of the liability for at least 12 months after the reporting date. Terms of a liability that could, at the option of the counterparty, result in its settlement by the issue of equity instruments do not affect its classification.

All other liabilities are classified as non-current.

The operating cycle is the time between the acquisition of assets for processing and their realisation in cash and cash equivalents.

Deferred tax assets and liabilities are classified as non-current only.

#### Note No. 2.3 - Material accounting policies:

##### I Property, plant and equipment:

The cost of property, plant and equipment comprises its purchase price net of any trade discounts and rebates, any import duties and other taxes (other than those subsequently recoverable from the tax authorities), any directly attributable expenditure on making the asset ready for its intended use, including relevant borrowing costs for qualifying assets and costs of decommissioning, if any.

Cost of major inspection/overhauling is recognised in the carrying amount of the item of property, plant and equipment as a replacement if the recognition criteria are satisfied. Any remaining carrying amount of the cost of the previous inspection/overhauling (as distinct from physical parts) is de-recognised.

Properties in the course of construction are carried at cost, less any recognised impairment loss, as capital work in progress. Upon completion, such properties are transferred to the appropriate categories of property, plant and equipment and the depreciation commences.

Where an obligation (legal or constructive) exists to dismantle or remove an asset or restore a site to its former condition at the end of its useful life, the present value of the estimated cost of dismantling, removing or restoring the site is capitalized along with the cost of acquisition or construction upon completion and a corresponding liability is recognized.

An item of property, plant and equipment is derecognised upon disposal or when no future economic benefits are expected to arise from the continued use of the asset. Any gain or loss arising on the disposal or retirement of an item of property, plant and equipment is determined as the difference between the sales proceeds and the carrying amount of the asset and is recognised in the Statement of Profit and Loss.

##### II Intangible assets:

Intangible assets with finite useful lives that are acquired separately are carried at cost less accumulated amortisation and accumulated impairment losses. Intangible assets with indefinite useful lives are carried at cost less accumulated impairment losses. Certain computer software costs are capitalized and recognized as Intangible assets based on materiality, accounting prudence and significant benefits expected to flow there from for a period longer than one year.

#### Derecognition of intangible assets

An intangible asset is derecognised on disposal, or when no future economic benefits are expected from use or disposal. Gains or losses arising from derecognition of an intangible asset, measured as the difference between the net disposal proceeds and the carrying amount of the asset, are recognised in profit or loss when the asset is derecognised.



# JSW Renew Energy Two Limited

## Notes to the financial statements for the year ended 31st March, 2024

### III Depreciation & amortisation:

Depreciation commences when the assets are ready for their intended use. Depreciable amount for assets is the cost of an asset, or other amount substituted for cost, less its estimated residual value. Depreciation is recognized so as to write off the cost of assets (other than freehold land and properties under construction) less their residual values over their useful lives, using straight-line method as per the useful lives and residual value prescribed in Schedule II to the Act except in case of the following class of assets wherein useful lives are determined based on technical assessment made by a technical expert engaged by the management taking into account the nature of assets, the estimated usage of assets, the operating conditions of the assets, anticipated technological changes, in order to reflect the actual usage.

#### Estimated useful lives of the assets are as follows:

Class of Property, plant and equipment	Useful life in Years
Buildings	3-30
Plant and equipment	3-30
Furniture and fixtures	10
Office equipments	5

When significant parts of property, plant and equipment are required to be replaced at intervals, the Company depreciates them separately based on their specific useful lives.

Freehold land is not depreciated. Leasehold land is amortized over the period of the lease, except where Leasehold land is acquired by the Company, with an option in the lease deed, entitling the Company to purchase on outright basis after a certain period at no additional cost is not amortized.

Major overhaul costs are depreciated over the estimated life of the economic benefit derived from the overhaul. The carrying amount of the remaining previous overhaul cost is charged to the Statement of Profit and Loss if the next overhaul is undertaken earlier than the previously estimated life of the economic benefit.

Computer software is amortized over an estimated useful life of 3 years.

The estimated useful lives, residual values and depreciation method are reviewed at the end of each reporting period, with the effect of any changes in estimate accounted for on a prospective basis.

### IV Impairment of tangible and intangible assets other than goodwill:

At the end of each reporting period, the Company reviews the carrying amounts of its tangible and intangible assets to determine whether there is any indication that those assets have suffered an impairment loss. If any such indication exists, the recoverable amount of the asset is estimated in order to determine the extent of the impairment loss (if any). Where it is not possible to estimate the recoverable amount of an individual asset, the Company estimates the recoverable amount of the cash-generating unit

to which the asset belongs. Where a reasonable and consistent basis of allocation can be identified, corporate assets are also allocated to individual cash-generating units, or otherwise they are allocated to the smallest group of cash-generating units for which a reasonable and consistent allocation basis can be identified.



## JSW Renew Energy Two Limited

### Notes to the financial statements for the year ended 31st March, 2024

Intangible assets with indefinite useful lives and intangible assets not yet available for use are tested for impairment at least annually, and whenever there is an indication that the asset may be impaired.

Recoverable amount is the higher of fair value less costs to sell and value in use. In assessing value in use, the estimated future cash flows are discounted to their present value using a pre-tax discount rate that reflects current market assessments of the time value of money and the risks specific to the asset for which the estimates of future cash flows have not been adjusted.

If the recoverable amount of an asset (or cash-generating unit) is estimated to be less than its carrying amount, the carrying amount of the asset (or cash-generating unit) is reduced to its recoverable amount. An impairment loss is recognised immediately in the Statement of Profit and Loss.

Any reversal of the previously recognised impairment loss is limited to the extent that the asset's carrying amount does not exceed the carrying amount that would have been determined if no impairment loss had previously been recognised.

#### V Borrowing costs:

Borrowing costs directly attributable to the acquisition, construction or production of qualifying assets, which are assets that necessarily take a substantial period of time to get ready for their intended use or sale, are added to the cost of those assets, until such time as the assets are substantially ready for their intended use or sale.

Interest income earned on the temporary investment of specific borrowings pending their expenditure on qualifying assets is deducted from the borrowing costs eligible for capitalisation.

All other borrowing costs are recognised in profit or loss in the period in which they are incurred.

The Company determines the amount of borrowing costs eligible for capitalisation as the actual borrowing costs incurred on that borrowing during the period less any interest income earned on temporary investment of specific borrowings pending their expenditure on qualifying assets, to the extent that an entity borrows funds specifically for the purpose of obtaining a qualifying asset. If any specific borrowing remains outstanding after the related asset is ready for its intended use or sale, that borrowing becomes part of the funds that an entity borrows generally when calculating the capitalisation rate on general borrowings. In case if the Company borrows generally and uses the funds for obtaining a qualifying asset, borrowing costs eligible for capitalisation are determined by applying a capitalisation rate to the expenditure on that asset.



#### VI Employee benefits:

##### a) Short term employee benefits:

liability is recognised for benefits accruing to employees in respect of wages and salaries in the period the related service is rendered at the undiscounted amount of the benefits expected to be paid in exchange for that service. Liabilities recognised in respect of short-term employee benefits are measured at the undiscounted amount of the benefits expected to be paid in exchange for the related service.

##### b) Long term employee benefits:

Liabilities recognised in respect of long-term employee benefits are measured at the present value of the estimated future cash outflows expected to be made by the Company in respect of services provided by employees up to the reporting date. The liabilities for earned leave and sick leave are not expected to



## JSW Renew Energy Two Limited

### Notes to the financial statements for the year ended 31st March, 2024

be settled wholly within 12 months after the end of the period in which the employees render the related service. They are therefore measured as the present value of expected future payments to be made in respect of services provided by employees up to the end of the reporting period using the projected unit credit method. The benefits are discounted using the market yields at the end of the reporting period that have terms approximating to the terms of the related obligation. Remeasurements as a result of experience adjustments and changes in actuarial assumptions are recognised in profit or loss.

**c) Retirement benefit costs and termination benefits:**

A liability for a termination benefit is recognised at the earlier of when the entity can no longer withdraw the offer of the termination benefit and when the entity recognises any related restructuring costs.

**Defined contribution plans:**

Payments to defined contribution retirement benefit plans are recognised as an expense when employees have rendered service entitling them to the contributions. Payments made to state-managed retirement benefit plans are accounted for as payments to defined contribution plans where the Company's obligations under the plans are equivalent to those arising in a defined contribution retirement benefit plan.

**Defined benefit plans:**

For defined benefit retirement plans, the cost of providing benefits is determined using the projected unit credit method, with actuarial valuations being carried out at the end of each annual reporting period. Remeasurements comprising actuarial gains and losses, the effect of the asset ceiling (if applicable) and the return on plan assets (excluding interest) are recognised immediately in the balance sheet with a charge or credit to other comprehensive income in the period in which they occur. Remeasurements recognised in other comprehensive income are not reclassified. Actuarial valuations are being carried out at the end of each annual reporting period for defined benefit plans.

The retirement benefit obligation recognised in the balance sheet represents the deficit or surplus in the Company's defined benefit plans. Any surplus resulting from this calculation is limited to the present value of any economic benefits available in the form of refunds from the plans or reductions in future contributions to the plans.


The Company pays gratuity to the employees whoever has completed five years of service with the Company at the time of resignation/ superannuation. The gratuity is paid @ 15 days' salary for each completed year of service as per the Payment of Gratuity Act, 1972.

**VII Cash and cash equivalents:**

Cash and cash equivalent in the balance sheet comprise cash at banks and on hand and demand deposits with an original maturity of three months or less and highly liquid investments that are readily convertible into known amounts of cash and which are subject to an insignificant risk of changes in value net of outstanding bank overdrafts as they are considered an integral part of the company's cash management.

**VIII Revenue recognition:**

Revenue towards satisfaction of performance obligation from contracts with customers is recognised when control of the goods including power generated is transferred to the customer, at transaction price (net of variable consideration) i.e. at an amount that reflects the consideration to which the Company expects to be entitled in exchange for transferring promised goods having regard to the terms of the contract including Power Purchase Agreements, relevant tariff regulations and the tariff orders by the regulator, as applicable.



## JSW Renew Energy Two Limited

### Notes to the financial statements for the year ended 31st March, 2024

If the consideration in a contract includes a variable amount, the Company estimates the amount of consideration to which it will be entitled in exchange for satisfaction of performance obligation. The variable consideration is estimated having regard to various relevant factors including historical trend and constrained until it is highly probable that a significant revenue reversal in the amount of cumulative revenue recognised will not occur when the associated uncertainty with the variable consideration is subsequently resolved. Compensation towards shortfall in offtake are recognised on collection or earlier when there is reasonable certainty to expect ultimate collection.

Where the final tariff rates are yet to be approved by the regulator, revenue is recognised based on the provisional rates as provided by the regulator adjusted by the truing up adjustments under the relevant tariff regulations and presented as 'truing up revenue adjustments' in the Balance Sheet. Any surplus or deficit is recognised when the final order is passed by the regulator.

Delayed payment charges and compensation towards shortfall in offtake are recognised on collection or earlier when there is reasonable certainty to expect ultimate collection.

#### **Dividend and interest income:**

Dividend income from investments is recognised when the shareholder's right to receive payment has been established (provided that it is probable that the economic benefits will flow to the company and the amount of income can be measured reliably).

Interest income from a financial asset is recognised when it is probable that the economic benefits will flow to the company and the amount of income can be measured reliably. Interest income is accrued on a time basis, by reference to the principal outstanding and at the effective interest rate applicable, which is the rate that exactly discounts estimated future cash receipts through the expected life of the financial asset to that asset's net carrying amount on initial recognition.

Income from sale of equipment's / services is accounted on an accrual basis as and when the right to receive arises.

#### **IX Leases:**


The Company has applied Ind AS 116 using the Retrospective Modified Approach.

#### **The Company as lessee:**

The Company assesses whether a contract is or contains a lease, at inception of the contract. A contract is, or contains, a lease if the contract conveys the right to control the use of an identified asset for a period of time in exchange for consideration. To assess whether a contract conveys the right to control the use of an identified asset, the Company assesses whether:

- I. the contract involves the use of an identified asset;
- II. the Company has substantially all of the economic benefits from use of the asset through the period of the lease, and
- III. the Company has the right to direct the use of the asset.

At the date of commencement of the lease, the Company recognises a right-of-use asset and a corresponding lease liability with respect to all lease arrangements in which it is the lessee, except for short-term leases (i.e. leases with a lease term of 12 months or less) and leases of low value assets (i.e. below ₹5 lakhs). For short term and low value leases, the Company recognises the lease payments as an operating



## JSW Renew Energy Two Limited

### Notes to the financial statements for the year ended 31st March, 2024

expense on a straight-line basis over the term of the lease unless another systematic basis is more representative of the time pattern in which economic benefits from the leased assets are consumed.

The lease liability is initially measured at the present value of the lease payments that are not paid at the commencement date, discounted by using the rate implicit in the lease. If this rate cannot be readily determined, the Company uses its incremental borrowing rate.

The lease liability is subsequently measured by increasing the carrying amount to reflect interest on the lease liability (using the effective interest method) and by reducing the carrying amount to reflect the lease payments made.

The Company remeasures the lease liability (and makes a corresponding adjustment to the related right-of-use asset) whenever a lease contract is modified and the lease modification is not accounted for as a separate lease, in which case the lease liability is remeasured based on the lease term of the modified lease by discounting the revised lease payments using a revised discount rate at the effective date of the modification.

The Company remeasures the lease liability (and makes a corresponding adjustment to the related right-of-use asset) whenever a lease contract is modified and the lease modification is not accounted for as a separate lease, in which case the lease liability is remeasured based on the lease term of the modified lease by discounting the revised lease payments using a revised discount rate at the effective date of the modification.

Right-of-use assets are depreciated on a straight-line basis over the shorter of the lease term and useful life of the underlying asset. If a lease transfers ownership of the underlying asset or the cost of the right-of-use asset reflects that the Company expects to exercise a purchase option, the related right-of-use asset is depreciated over the useful life of the underlying asset. The depreciation starts at the commencement date of the lease.

For a contract that contain a lease component and one or more additional lease or non-lease components, the Company allocates the consideration in the contract to each lease component on the basis of the relative stand-alone price of the lease component and the aggregate stand-alone price of the non-lease components.

#### X Taxation:


Income tax comprises current and deferred tax. Income tax expense is recognized in the statement of profit and loss except to the extent it relates to items directly recognized in equity or in other comprehensive income.

#### Current tax

The tax currently payable is based on taxable profit for the year. Taxable profit differs from 'profit before tax' as reported in the statement of profit and loss because of items of income or expense that are taxable or deductible in other years and items that are never taxable or deductible. The company's current tax is calculated using tax rates that have been enacted or substantively enacted by the end of the reporting period.

#### Deferred tax

Deferred tax is recognised on temporary differences between the carrying amounts of assets and liabilities in the financial statements and the corresponding tax bases used in the computation of taxable profit. Deferred tax liabilities are generally recognised for all taxable temporary differences. Deferred tax assets



## **JSW Renew Energy Two Limited**

### **Notes to the financial statements for the year ended 31st March, 2024**

are generally recognised for all deductible temporary differences to the extent that it is probable that taxable profits will be available against which those deductible temporary differences can be utilised. Such deferred tax assets and liabilities are not recognised if the temporary difference arises from the initial recognition (other than in a business combination) of assets and liabilities in a transaction that affects neither the taxable profit nor the accounting profit.

The carrying amount of deferred tax assets is reviewed at the end of each reporting period and reduced to the extent that it is no longer probable that sufficient taxable profits will be available to allow all or part of the asset to be recovered.

Deferred tax liabilities and assets are measured at the tax rates that are expected to apply in the period in which the liability is settled or the asset realised, based on tax rates (and tax laws) that have been enacted or substantively enacted by the end of the reporting period.

The measurement of deferred tax liabilities and assets reflects the tax consequences that would follow from the manner in which the company expects, at the end of the reporting period, to recover or settle the carrying amount of its assets and liabilities.

Deferred tax assets and liabilities are offset if a legally enforceable right exists to set off current tax assets against current tax liabilities and the deferred tax assets relate to the same taxable entity and same taxation authority.

#### **Current and deferred tax for the year**

Current and deferred tax are recognised in profit or loss, except when they relate to items that are recognised in other comprehensive income or directly in equity, in which case, the current and deferred tax are also recognised in other comprehensive income or directly in equity respectively. Where current tax or deferred tax arises from the initial accounting for a business combination, the tax effect is included in the accounting for the business combination.

#### **XI Earnings per share:**

Basic earnings per share is computed by dividing the profit/(Loss) for the year by the weighted average number of equity shares outstanding during the year. The weighted average number of equity shares outstanding during the year is adjusted for treasury shares, bonus issue, bonus element in a rights issue to existing shareholders, share split and reverse share split (consolidation of shares).

Diluted earnings per share is computed by dividing the profit/(Loss) for the year as adjusted for dividend, interest and other charges to expense or income (net of any attributable taxes) relating to the dilutive potential equity shares, by the weighted average number of equity shares considered for deriving basic earnings per share and the weighted average number of equity shares which could have been issued on the conversion of all dilutive potential equity shares. Potential equity shares are deemed to be dilutive only if their conversion to equity shares would decrease the net profit per share from continuing ordinary operations. Potential dilutive equity shares are deemed to be converted as at the beginning of the period, unless they have been issued at a later date.

#### **XII Provisions, Contingencies and commitments**

Provisions are recognised when the Company has a present obligation (legal or constructive) as a result of a past event and it is probable that the Company will be required to settle the obligation, and a reliable estimate can be made of the amount of the obligation.



## JSW Renew Energy Two Limited

### Notes to the financial statements for the year ended 31st March, 2024

The amount recognised as a provision is the best estimate of the consideration required to settle the present obligation at the end of the reporting period, taking into account the risks and uncertainties surrounding the obligation. When a provision is measured using the cash flows estimated to settle the present obligation, its carrying amount is the present value of those cash flows (when the effect of the time value of money is material).

When some or all of the economic benefits required to settle a provision are expected to be recovered from a third party, a receivable is recognised as an asset if it is virtually certain that reimbursement will be received and the amount of the receivable can be measured reliably.

A disclosure for contingent liabilities is made where there is:

- a) a possible obligation that arises from past events and whose existence will be confirmed only by the occurrence or non-occurrence of one or more uncertain future events not wholly within the control of the entity; or
- b) a present obligation that arises from past events but is not recognized because:
  - (i) it is not probable that an outflow of resources embodying economic benefits will be required to settle the obligation; or
  - (ii) the amount of the obligation cannot be measured with sufficient reliability.

A contingent asset is a possible asset that arises from past events and whose existence will be confirmed only by the occurrence or non-occurrence of one or more uncertain future events not wholly within the control of the entity.

Commitments include the amount of purchase order (net of advances) issued to parties for completion of assets.

Provisions, contingent liabilities, contingent assets and commitments are reviewed at each reporting period.

Provisions for onerous contracts are recognized when the expected economic benefits to be received by the Company from a contract are lower than the unavoidable costs of meeting the future obligations under the contract.


#### XIII Financial instruments:

Financial assets and financial liabilities are recognised when a company becomes a party to the contractual provisions of the instruments.

##### (a) Financial assets:

###### (i) Initial recognition and measurement:

All financial assets are recognized initially at fair value. In case of financial assets not recorded at fair value through profit or loss (FVTPL), financial assets are recognized at transaction costs that are attributable to the acquisition of financial assets. However, trade receivables that do not contain a significant financing component are measured at transaction price. Purchases and sales of financial assets are recognised on the trade date, which is the date on which the Company becomes a party to the contractual provisions of the instrument.



# JSW Renew Energy Two Limited

## Notes to the financial statements for the year ended 31st March, 2024

### (ii) Subsequent measurement:

**Financial assets carried at amortised cost** - A financial asset is subsequently measured at amortised cost if it is held within a business model whose objective is to hold the asset in order to collect contractual cash flows and the contractual terms of the financial asset give rise on specified dates to cash flows that are solely payments of principal and interest on the principal amount outstanding.

**Financial assets at fair value through other comprehensive income (FVTOCI)** - A financial asset is measured at fair value through other comprehensive income if it is held within a business model whose objective is achieved by both collecting contractual cash flows and selling financial assets and the contractual terms of the financial asset give rise on specified dates to cash flows that are solely payments of principal and interest on the principal amount outstanding.

**Financial assets at fair value through profit or loss (FVTPL)** - A financial asset which is not classified in any of the above categories are fair valued through Statement of Profit and Loss.

Financial assets, other than equity instruments, are subsequently measured at amortised cost, fair value through other comprehensive income or fair value through profit or loss on the basis of both:

- (a) the entity's business model for managing the financial assets and
- (b) the contractual cash flow characteristics of the financial asset.

A financial asset that meets the amortised cost criteria or debt instruments that meet the FVTOCI criteria, may be designated as at FVTPL as at initial recognition if such designation reduces or eliminates a measurement or recognition inconsistency (referred to as 'accounting mismatch').

### (iii) Impairment


The Company recognises a loss allowance for Expected Credit Losses (ECL) on financial assets that are measured at amortised cost and at FVTOCI. The credit loss is difference between all contractual cash flows that are due to an entity in accordance with the contract and all the cash flows that the entity expects to receive (i.e. all cash shortfalls), discounted at the original effective interest rate. This is assessed on an individual or collective basis after considering all reasonable and supportable information including that which is forward-looking.

The Company's trade receivables or contract revenue receivables do not contain significant financing component and loss allowance on trade receivables is measured at an amount equal to life time expected losses i.e. expected cash shortfall, being simplified approach for recognition of impairment loss allowance.

Under simplified approach, the Company does not track changes in credit risk. Rather it recognizes impairment loss allowance based on the lifetime ECL at each reporting date right from its initial recognition. The Company uses a provision matrix to determine impairment loss allowance on the portfolio of trade receivables.

The provision matrix is based on its historically observed default rates over the expected life of the trade receivable and is adjusted for forward looking estimates. At every reporting date, the historical observed default rates are updated and changes in the forward-looking estimates are analysed.

For financial assets other than trade receivables, the Company recognises 12-months ECL for all originated or acquired financial assets if at the reporting date the credit risk of the financial asset



## JSW Renew Energy Two Limited

### Notes to the financial statements for the year ended 31st March, 2024

has not increased significantly since its initial recognition. The ECL are measured as lifetime ECL if the credit risk on financial asset increases significantly since its initial recognition. If, in a subsequent period, credit quality of the instrument improves such that there is no longer significant increase in credit risks since initial recognition, then the Company reverts to recognizing impairment loss allowance based on 12 months ECL. The impairment losses and reversals are recognised in Statement of Profit and Loss. For equity instruments and financial assets measured at FVTPL, there is no requirement for impairment testing.

#### (iv) Derecognition:

The Company derecognises a financial asset when the contractual rights to the cash flows from the asset expire, or when it transfers the financial asset and substantially all the risks and rewards of ownership of the asset to another party. If the Company neither transfers nor retains substantially all the risks and rewards of ownership and continues to control the transferred asset, the Company recognises its retained interest in the asset and an associated liability for amounts it may have to pay. If the Company retains substantially all the risks and rewards of ownership of a transferred financial asset, the Company continues to recognise the financial asset and also recognises a collateralised borrowing for the proceeds received. On derecognition of a financial asset in its entirety, the difference between the asset's carrying amount and the sum of the consideration received and receivable and the cumulative gain or loss that had been recognised in other comprehensive income and accumulated in equity is recognised in Statement of Profit and Loss if such gain or loss would have otherwise been recognised in Statement of Profit and Loss on disposal of that financial asset.

On derecognition of a financial asset other than in its entirety (e.g. when the Company retains an option to repurchase part of a transferred asset), the Company allocates the previous carrying amount of the financial asset between the part it continues to recognise under continuing involvement, and the part it no longer recognises on the basis of the relative fair values of those parts on the date of the transfer. The difference between the carrying amount allocated to the part that is no longer recognised and the sum of the consideration received for the part no longer recognised and any cumulative gain or loss allocated to it that had been recognised in other comprehensive income is recognised in Statement of Profit and Loss if such gain or loss would have otherwise been recognised in Statement of Profit and Loss on disposal of that financial asset. A cumulative gain or loss that had been recognised in other comprehensive income is allocated between the part that continues to be recognised and the part that is no longer recognised on the basis of the relative fair values of those parts.

#### (v) Income from Financial Assets:

##### Dividend and interest income:

Dividend income from investments is recognised when the shareholder's right to receive payment has been established.

Interest income is accrued on a time basis, by reference to the principal outstanding and at the effective interest rate applicable, which is the rate that exactly discounts estimated future cash receipts through the expected life of the financial asset to that asset's net carrying amount on initial recognition.



# JSW Renew Energy Two Limited

## Notes to the financial statements for the year ended 31st March, 2024

### (b) Financial liabilities and equity instruments:

#### (i) Classification as debt or equity:

Debt and equity instruments issued by a group entity are classified as either financial liabilities or as equity in accordance with the substance of the contractual arrangements and the definitions of a financial liability and an equity instrument.

#### (ii) Equity instruments:

An equity instrument is any contract that evidences a residual interest in the assets of an entity after deducting all of its liabilities. Equity instruments issued by a Company entity are recognised at the proceeds received, net of direct issue costs.

Repurchase of the Parent Company's own equity instruments is recognised and deducted directly in equity. No gain or loss is recognised in the Statement of Profit and Loss on the purchase, sale, issue or cancellation of the Parent Company's own equity instruments.

#### (iii) Initial recognition and measurement:

All financial liabilities are recognized initially at fair value and in case of loans net of directly attributable cost. Fees of recurring nature are directly recognised in Statement of Profit and Loss as finance cost.

#### (iv) Subsequent measurement:

Financial liabilities are carried at amortised cost using the effective interest method. For trade and other payables maturing within one year from the Balance Sheet date, the carrying amounts approximate fair value due to the short maturity of these instruments.

#### (v) Derecognition:

The Company derecognises financial liabilities when, and only when, the Company's obligations are discharged, cancelled or have expired. An exchange with a lender of debt instruments with substantially different terms is accounted for as an extinguishment of the original financial liability and the recognition of a new financial liability. Similarly, a substantial modification of the terms of an existing financial liability (whether or not attributable to the financial difficulty of the debtor) is accounted for as an extinguishment of the original financial liability and the recognition of a new financial liability. The difference between the carrying amount of the financial liability derecognised and the consideration paid and payable is recognised in Statement of Profit and Loss.

### (c) Offsetting of financial instruments:


Financial assets and financial liabilities are offset and the net amount is reported in the Balance Sheet if there is a currently enforceable legal right to offset the recognised amounts and there is an intention to settle on a net basis, to realise the assets and settle the liabilities simultaneously.

### (d) Fair Value measurement:

The Company measures financial instruments, such as, derivatives at fair value at each balance sheet date.

Fair value is the price that would be received to sell an asset or paid to transfer a liability in an orderly transaction between market participants at the measurement date. The fair value measurement is based on the presumption that the transaction to sell the asset or transfer the liability takes place either:

- i) In the principal market for the asset or liability, or



## JSW Renew Energy Two Limited

### Notes to the financial statements for the year ended 31st March, 2024

#### Note No. 3 - Key sources of estimation uncertainty and critical accounting judgements:

In the course of applying the policies outlined in all notes under note 2.3, the Company is required to make judgements, estimates and assumptions about the carrying amount of assets and liabilities that are not readily apparent from other sources. The estimates and associated assumptions are based on historical experience and other factors that are considered to be relevant. Actual results may differ from these estimates.

The estimates and underlying assumptions are reviewed on an ongoing basis. Revisions to accounting estimates are recognised in the period in which the estimate is revised if the revision affects only that period, or in the period of the revision and future period, if the revision affects current and future periods.

#### (A) Key sources of estimation uncertainty:

##### (i) Useful lives of property, plant and equipment:

The useful lives of property, plant and equipment are reviewed at least once a year. Such lives are dependent upon an assessment of both the technical lives of the assets, and also their likely economic lives based on various internal and external factors including relative efficiency, the operating conditions of the asset, anticipated technological changes, historical trend of plant load factor, historical planned and scheduled maintenance. It is possible that the estimates made based on existing experience are different from the actual outcomes and could cause a material adjustment to the carrying amount of property, plant and equipment.

##### (ii) Provisions and Contingencies

In the normal course of business, contingent liabilities may arise from litigation and other claims against the Company. Potential liabilities that are possible but not probable of crystallising or are very difficult to quantify reliably are treated as contingent liabilities. Such liabilities are disclosed in the notes but are not recognised.

##### (iii) Fair value measurements

Some of the company's assets and liabilities are measured at fair value for financial reporting purposes. The management determines the appropriate valuation techniques and inputs for fair value measurements. In estimating the fair value of an asset or a liability, the company uses market-observable data to the extent it is available. Where Level 1 inputs are not available, the company engages third party qualified valuers to perform the valuation. The management works closely with the qualified external valuers to establish the appropriate valuation techniques and inputs to the model.

##### (iv) Income Taxes:

Significant judgements are involved in determining the provision for income taxes, including amount expected to be paid/ recovered for uncertain tax positions. In assessing the realizability of deferred tax assets arising from unused tax credits, the management considers convincing evidence about availability of sufficient taxable income against which such unused tax credits can be utilized. The amount of the deferred income tax assets considered realizable, however, could change if estimates of future taxable income changes in the future.

##### (v) Defined benefit plans:

The present value of defined benefit obligations are determined using actuarial valuations. An actuarial valuation involves making various assumptions that may differ from actual development in the future. These include the determination of the discount rate, future salary escalations and mortality rates etc. Due to the



## JSW Renew Energy Two Limited

### Notes to the financial statements for the year ended 31st March, 2024

ii) In the absence of a principal market, in the most advantageous market for the asset or liability The principal or the most advantageous market must be accessible by the Company.

The fair value of an asset or a liability is measured using the assumptions that market participants would use when pricing the asset or liability, assuming that market participants act in their economic best interest.

A fair value measurement of a non-financial asset takes into account a market participant's ability to generate economic benefits by using the asset in its highest and best use or by selling it to another market participant that would use the asset in its highest and best use.

The Company uses valuation techniques that are appropriate in the circumstances and for which sufficient data are available to measure fair value, maximizing the use of relevant observable inputs and minimizing the use of unobservable inputs.

All assets and liabilities for which fair value is measured or disclosed in the financial statements are categorised within the fair value hierarchy, described as follows, based on the lowest level input that is significant to the fair value measurement as a whole:

Level 1 — Quoted (unadjusted) market prices in active markets for identical assets or liabilities

Level 2 — Valuation techniques for which the lowest level input that is significant to the fair value measurement is directly or indirectly observable

Level 3 — Valuation techniques for which the lowest level input that is significant to the fair value measurement is unobservable.

For the purpose of fair value disclosures, the Company has determined classes of assets and liabilities on the basis of the nature, characteristics and risks of the asset or liability and the level of the fair value hierarchy as explained above.

#### XIV Statement of cash flows:

Statement of Cash Flows is prepared segregating the cash flows into operating, investing and financing activities. Cash flow from operating activities is reported using indirect method adjusting the net profit for the effects of:

- (i) changes during the period in inventories and operating receivables and payables, transactions of a non-cash nature;
- (ii) non-cash items such as depreciation, provisions, and unrealised foreign currency gains and losses etc.; and;
- (iii) all other items for which the cash effects are investing or financing cash flows

Cash and cash equivalents comprise cash at banks and on hand, short-term deposits with an original maturity of three months or less and liquid investments, which are subject to insignificant risk of changes in value.

#### XV Segment reporting:

Operating segments are those components of the business whose operating results are regularly reviewed by the chief operating decision making body in the Company to make decisions for performance assessment and resource allocation. The reporting of segment information is the same as provided to the management for the purpose of the performance assessment and resource allocation to the segments.



## JSW Renew Energy Two Limited

### Notes to the financial statements for the year ended 31st March, 2024

complexities involved in the valuation and its long term nature, a defined benefit obligation is highly sensitive to changes in these assumptions. All assumptions are reviewed at each reporting date.

#### (vi) Expected credit loss:

The measurement of expected credit loss on financial assets is based on the evaluation of collectability and the management's judgement considering external and internal sources of information. A considerable amount of judgement is required in assessing the ultimate realization of the loans having regard to, the past collection history of each party and ongoing dealings with these parties, and assessment of their ability to pay the debt on designated dates.

#### (B) Critical judgements in applying accounting policies:

The management has reviewed all the transactions and not found any material changes in preparation of financial statements in accordance with Ind ASs notified.



**JSW Renew Energy Two Limited**  
**Notes to the financial statements for the year ended 31st March, 2024**

**Note No. 4 - Property, plant and equipment:**

Description of Assets	Freehold land	Buildings	Plant & equipment	Furniture & fixture	Office Equipment	Computers	Right of use (right of way and aerial rights)	Total
(₹ in lakhs)								
<b>At cost</b>								
<b>I. Gross Carrying Value</b>								
Balance as at 1st April, 2022	5,019.02	32.78	4.52	-	-	-	-	5,056.32
Additions	3,306.83	211.34	22,837.61	-	-	-	-	26,380.72
Disposals / discards	(1,350.38)	-	-	0.90	6.60	17.44	-	(1,350.38)
Balance as at 31st March, 2023	6,975.47	244.11	22,842.13	0.90	6.60	17.44	-	30,086.66
Additions	2,879.20	68.68	1,40,293.25	-	1.97	10.62	-	1,43,617.46
Disposals / discards	-	-	-	-	-	-	363.74	-
Balance as at 31st March, 2024	9,854.67	312.79	1,63,135.38	0.90	8.57	28.06	363.74	1,73,704.12
<b>II. Accumulated depreciation</b>								
Balance as at 1st April, 2022	-	1.68	0.04	-	-	-	363.74	1,73,704.12
Depreciation expense for the year	-	31.26	238.14	0.09	-	-	-	1.72
Balance as at 31st March, 2023	-	32.94	238.18	0.09	0.79	0.88	-	271.16
Depreciation expense for the year	-	62.61	3,807.69	0.09	0.79	0.88	-	272.88
Balance as at 31st March, 2024	-	95.55	4,045.87	0.18	1.38	7.45	3.66	3,882.89
III. Net Carrying Value as at 31st March, 2024	9,854.67	217.25	1,59,089.51	0.72	2.17	8.33	3.66	4,155.76
IV. Net Carrying Value as at 31st March, 2023	6,975.47	211.18	22,603.95	0.81	5.81	16.56	360.08	1,69,548.36

**Notes:**

- 1 Refer Note 17 for details in respect of hypothecated/mortgage of property, plant and equipment against borrowings.
- 2 Refer Note 31 for Capital commitments.
- 3 Depreciation on right-of-use assets includes an amount of ₹ 3.66 lakhs (previous year ₹ Nil) transferred to Capital work-in-progress.



## JSW Renew Energy Two Limited

### Notes to the financial statements for the year ended 31st March, 2024

#### Note No. 5 - Capital work-in-progress:

Capital work-in-progress and pre-operative expenditure during construction period (pending allocation):

(₹ in lakhs)

Particulars	As at 31st March, 2024	As at 31st March, 2023
<b>At cost</b>		
Projects in progress	1,25,403.51	1,55,096.63
Project temporarily suspended	-	-
<b>Total</b>	<b>1,25,403.51</b>	<b>1,55,096.63</b>

#### Capital work-in-progress ageing schedule:

(₹ in lakhs)

As at 31st March, 2024	Amount in CWIP for a period of			Total
	< 1 year	1-2 years	2-3 years	
Project in progress	89,274.90	35,219.67	908.95	1,25,403.51
Project temporarily suspended	-	-	-	-
<b>Total</b>	<b>89,274.90</b>	<b>35,219.66</b>	<b>908.95</b>	<b>1,25,403.51</b>

(₹ in lakhs)

As at 31st March, 2023	Amount in CWIP for a period of			Total
	< 1 year	1-2 years	2-3 years	
Project in progress	1,49,970.46	5,126.17	-	1,55,096.63
Project temporarily suspended	-	-	-	-
<b>Total</b>	<b>1,49,970.46</b>	<b>5,126.17</b>	<b>-</b>	<b>1,55,096.63</b>

#### Capital work-in-progress : Projects in cost overrun / timelines delayed


(₹ in lakhs)

As at 31st March, 2024	To be completed in			Total
	< 1 year	1-2 years	2-3 years	
Project in progress:				
SECI X	1,25,403.51	-	-	1,25,403.51
<b>Total</b>	<b>1,25,403.51</b>	<b>-</b>	<b>-</b>	<b>1,25,403.51</b>

i) Amount transferred to property, plant and equipment during the year ended 31st March, 2024 ₹ 1,18,968.02 lakhs (previous year: ₹ 25,030.00 lakhs).

ii) Capital work-in-progress includes interests of ₹ 10,240.22 lakhs (previous year: ₹ 5692.30 lakhs) capitalised during the year.

iii) Refer Note 17 for details in respect of hypothecation/mortgage of property, plant and equipment against borrowings.



## JSW Renew Energy Two Limited

### Notes to the financial statements for the year ended 31st March, 2024


#### Note No. 6 - Other intangible assets:

(₹ in lakhs)

Description of Assets	Software	Total
<b>At cost</b>		
<b>I. Gross Carrying Value</b>		
<b>Balance as at 1st April, 2022</b>		
Additions	17.37	17.37
Disposals / discards	-	-
<b>Balance as at 31st March, 2023</b>	<b>17.37</b>	<b>17.37</b>
Additions	-	-
Disposals / discards	-	-
<b>Balance as at 31st March, 2024</b>	<b>17.37</b>	<b>17.37</b>
<b>II. Accumulated amortisation</b>		
<b>Balance as at 1st April, 2022</b>	-	-
Amortisation expense for the year	4.43	4.43
<b>Balance as at 31st March, 2023</b>	<b>4.43</b>	<b>4.43</b>
Amortisation expense for the year	5.50	5.50
<b>Balance as at 31st March, 2024</b>	<b>9.93</b>	<b>9.93</b>
<b>III. Net Carrying Value as at 31st March, 2024</b>	<b>7.44</b>	<b>7.44</b>
<b>IV. Net Carrying Value as at 31st March, 2023</b>	<b>12.94</b>	<b>12.94</b>

#### Note:

Refer Note 17 for details in respect of hypothecated/mortgage of intangible assets against borrowings.



## JSW Renew Energy Two Limited

### Notes to the financial statements for the year ended 31st March, 2024

#### Note No. 7 - Other financial assets:

(₹ in lakhs)

Particulars	As at 31st March, 2024		As at 31st March, 2023	
	Current	Non-current	Current	Non-current
(1) Security deposits with:				
(i) Government / sem-government authorities		8.57		8.57
(ii) Others	3.00	-	3.00	-
(2) Receivables towards sale of property, plant & equipment	-	-	13.08	-
(3) Interest accrued on fixed deposits with banks	31.87	-	1.17	0.01
<b>Total</b>	<b>34.87</b>	<b>8.57</b>	<b>17.25</b>	<b>8.58</b>



## JSW Renew Energy Two Limited

Notes to the financial statements for the year ended 31st March, 2024

Note No. 8 - Income tax assets (net):

(₹ in lakhs)

Particulars	As at 31st March, 2024	As at 31st March, 2023
Income tax assets	96.41	133.25
<b>Total</b>	<b>96.41</b>	<b>133.25</b>




## JSW Renew Energy Two Limited

### Notes to the financial statements for the year ended 31st March, 2024

#### Note No. 9 - Other assets:

(₹ in lakhs)

Particulars	As at 31st March, 2024		As at 31st March, 2023	
	Current	Non-current	Current	Non-current
Capital advances	-	1,391.65	-	3,859.23
Prepayments	200.88	110.33	42.07	-
Balances with government authorities	42.40	-	15.74	-
<b>Total</b>	<b>243.28</b>	<b>1,501.98</b>	<b>57.81</b>	<b>3,859.23</b>



**JSW Renew Energy Two Limited**  
**Notes to the financial statements for the year ended 31st March, 2024**

**Note No. 10 - Trade receivables:**

(₹ in lakhs)

Particulars	As at 31st March, 2024	As at 31st March, 2023
Unsecured, considered good	1.90	-
<b>Total</b>	<b>1.90</b>	<b>-</b>

(i) Credit Term:

Customers are given average credit period of 45 days ("due date") from the receipt of invoice. Below mentioned rebates are given to the customers:

(a) 1.5% of the invoice amount if the payment is received within 10 days from the receipt of invoice and

(b) 1% of the invoice amount if the payment is received within 11-44 days from the receipt of invoice.

No Late payment surcharge ("LPS") are charged within the allowed credit period. Thereafter, LPS is recoverable from the customers at the rates prescribed under the respective Power Purchase Agreement / Tariff regulations on the outstanding balance.

(ii) Refer note 17 for trade receivables hypothecated as security against borrowings.

**Ageing of trade receivables as at 31st March, 2024**

(₹ in lakhs)

Particulars	Undisputed trade receivables		Disputed trade receivables	
	considered good	considered doubtful	considered good	considered doubtful
Outstanding for following periods from due date of payment				
Less than 6 months	1.90	-	-	-
6 months-1 year	-	-	-	-
1-2 years	-	-	-	-
2-3 years	-	-	-	-
More than 3 years	-	-	-	-
	<b>1.90</b>	<b>-</b>	<b>-</b>	<b>-</b>

**Ageing of trade receivables as at 31st March, 2023**

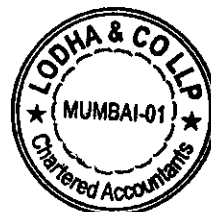
(₹ in lakhs)

Particulars	Undisputed trade receivables		Disputed trade receivables	
	considered good	considered doubtful	considered good	considered doubtful
Outstanding for following periods from due date of payment				
Less than 6 months	-	-	-	-
6 months-1 year	-	-	-	-
1-2 years	-	-	-	-
2-3 years	-	-	-	-
More than 3 years	-	-	-	-
	<b>-</b>	<b>-</b>	<b>-</b>	<b>-</b>

**Note No. 11 - Unbilled revenue:**

(₹ in lakhs)

Particulars	As at 31st March, 2024	As at 31st March, 2023
Unsecured, considered good	900.56	191.88
<b>Total</b>	<b>900.56</b>	<b>191.88</b>



## JSW Renew Energy Two Limited

### Notes to the financial statements for the year ended 31st March, 2024

#### Note No. 12 - Cash and cash equivalents:

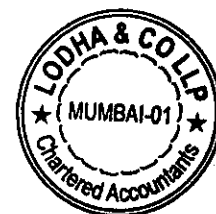
(₹ in lakhs)

Particulars	As at 31st March, 2024	As at 31st March, 2023
<b>Balances with banks</b>		
- In current accounts	12,890.75	17,379.76
- In deposit accounts (original maturity less than 3 months)	-	10,000.00
<b>Cash on hand</b>	0.02	0.24
<b>Total</b>	<b>12,890.77</b>	<b>27,380.00</b>

#### Note No. 13 - Bank balances other than cash and cash equivalents:

(₹ in lakhs)

Particulars	As at 31st March, 2024	As at 31st March, 2023
<b>Balances with banks</b>		
- In deposit accounts (original maturity more than 3 months but less than 12 months)	-	1.24
<b>Earmarked balances with banks</b>		
- Margin money for securities against borrowings	5,007.69	-
<b>Total</b>	<b>5,007.69</b>	<b>1.24</b>



**JSW Renew Energy Two Limited**  
Notes to the financial statements for the year ended 31st March, 2024

Note No. 14 - Equity share capital:

Particulars	As at 31st March, 2024		As at 31st March, 2023	
	No. of shares	₹ in lakhs	No. of shares	₹ in lakhs
Authorised:				
Equity shares of ₹ 10 each	75,00,00,000	75,000.00	75,00,00,000	75,000.00
Issued, Subscribed and Fully Paid:				
Equity shares of ₹ 10 each	39,18,80,000	39,188.00	31,98,00,000	31,980.00
<b>Total</b>	<b>39,18,80,000</b>	<b>39,188.00</b>	<b>31,98,00,000</b>	<b>31,980.00</b>

a) Reconciliation of the number of shares outstanding at the beginning and at the end of the year:

Particulars	For the year ended 31st March, 2024	For the year ended 31st March, 2023
	No. of shares	No. of shares
Balance as at the beginning of the year	31,98,00,000	22,99,30,000
Shares issued during the year	7,20,80,000	8,98,70,000
<b>Balance as at the end of the year</b>	<b>39,18,80,000</b>	<b>31,98,00,000</b>

b) Rights, preferences and restrictions attached to equity shares:

The Company has only one class of equity shares having a par value of ₹ 10 per share. Each holder of equity shares is entitled to one vote per share. In the event of liquidation of the Company, the share holder of equity share will be entitled to receive the remaining assets of the Company after the distribution of all the preferential amount, in proportion to the shareholding.

c) Details of shareholders holding more than 5% shares in the Company are set out below:

Name of the Shareholder	As at 31st March, 2024		As at 31st March, 2023	
	No. of shares	% of total shares	No. of shares	% of total shares
JSW Neo Energy Limited (including shares held by nominees)	39,18,80,000	100	31,98,00,000	100.00

d) Details of shares allotted other than cash:

Name of the Shareholder	As at 31st March, 2024		As at 31st March, 2023	
	No. of shares	% of total shares	No. of shares	% of total shares
JSW Neo Energy Limited [refer note 15(ii)]	2,89,40,000	100	-	-

e) Shares held by Promoters at the end of the year:

Name of the Promoter	As at 31st March, 2024		As at 31st March, 2023		% change during the year
	No. of shares	% of total shares	No. of shares	% of total shares	
JSW Neo Energy Limited (including shares held by nominees)	39,18,80,000	100	31,98,00,000	100	0%

Note No. 15 - Perpetual securities

Particulars	As at	
	31st March, 2024	31st March, 2023
Balance as at the beginning of the year	31,743.50	-
Issued during the year	10,545.00	31,743.50
Conversion of securities into equity	2,894.00	-
<b>Balance at the end of the year</b>	<b>39,394.50</b>	<b>31,743.50</b>

Note:

(i) These Securities are perpetual in nature with no maturity or redemption and are repayable only at the option of the Company. The distributions on these Securities are non-cumulative at the rate at which dividend has been declared by the Company on its equity shares for the respective financial year. As these securities are perpetual in nature and repayment shall rank senior to its obligations to make payments / distribution in relation to its preference and equity share capital and any other securities at par with preference and equity share capital of the Company and the Company does not have any redemption obligation, these are considered to be in the nature of equity instruments.

(ii) During the year, the company has converted perpetual securities of ₹ 2,894.00 lakhs in 2,89,40,000 equity shares of ₹ 10 each. These equity shares allotted to JSW Neo Energy Limited, Holding company.



Note No. 16 - Other equity:

(₹ in lakhs)

Particulars	As at	As at
	31st March, 2024	31st March, 2023
Retained earnings		
Opening balance	(49.15)	(247.30)
Profit for the year	1,106.64	198.15
Closing balance	1,057.50	(49.15)

Nature and purpose of reserves:

(a) Retained earnings:

Retained earnings comprise balances of accumulated (undistributed) profit and loss at each year end.



## JSW Renew Energy Two Limited

### Notes to the financial statements for the year ended 31st March, 2024

#### Note No. 17 - Borrowings:

(₹ in lakhs)

Particulars	As at 31st March, 2024		As at 31st March, 2023	
	Current	Non-current	Current	Non-current
<b>Measured at amortised cost</b>				
<b>Secured:</b>				
Rupee term loan from Banks	-	2,31,446.67	-	1,35,481.70
Less: Unamortised borrowing cost	-	2,236.08	-	2,248.61
	-	2,29,210.59	-	1,33,233.09
<b>Unsecured:</b>				
Capital acceptances	-	-	3,560.90	-
<b>Total</b>	-	2,29,210.59	3,560.90	1,33,233.09

#### Reconciliation of borrowings outstanding at the beginning and end of the year

Particulars	For the year ended 31st March, 2024	For the year ended 31st March, 2023
<b>Balance at the beginning of the year</b>	1,36,793.99	-
Cash flows proceed/ (repayment) (Net)	92,404.07	1,39,042.60
<b>Non-Cash Changes</b>		
Amortised Borrowing cost	12.53	(2,248.61)
<b>Balance at the end of the year</b>	2,29,210.59	1,36,793.99

#### (A) Terms of Rupee term loan from Banks:

The loan of ₹ 2,31,446.67 lakhs (previous year ₹ 1,35,481.70 Lakhs) are secured by pari passu first charge:

- on entire immovable properties of the Projects in progress, both present and future,
- by way of hypothecation of entire movable properties of the Project financed by lenders, including movable plant and machinery, machinery spares, tools and accessories, furniture, fixtures, vehicles raw material, stock-in-trade, inventory and all other movable properties of whatsoever nature,
- on the entire cash flows, receivables, book debts and revenues of the Project, of whatsoever nature and wherever arising,
- on entire intangible assets of the Project, including but not limited to, goodwill and uncalled capital, intellectual property, both present and future,
- on the manner prescribed by lenders, as the case may be:
  - all the rights, title, interest, benefits, claims and demands whatsoever of the Borrower in the Project Documents,
  - subject to Applicable Law, all the rights, title, interest, benefits, claims and demands whatsoever of the Borrower in the Clearances,
  - all the rights, title, interest, benefits, claims and demands whatsoever of the Borrower in any letter of credit except as specified in point
  - all the right, title, interest, benefits, claims and demands whatsoever of the Borrower under all Insurance contracts
- (i) Trust and retention Account (TRA), debt service reserve and any other reserve and other bank accounts of the project,
- (ii) Pledge of 76% of equity shares and 100% of other instruments brought in as promoter's contribution,
- (iii) all the monies receivable by promoter to the borrower under unsecured loans,
- (iv) sponsor support undertaking of JSW Energy Limited for the following:
  - achievement of commissioning,
  - creation and perfection of security,
  - meeting cost over-run, if any,
  - creation of DSRA as per sanction terms,
  - achievement of project stabilization

Secured term loans from banks carries interest rate (floating) of 8.65% p.a. to 8.9% p.a. (previous year: 8.5% p.a. to 8.75% p.a.) and are repayable in 70 structured quarterly instalments.

#### B) Terms of capital acceptances:

In the previous year, capital acceptances carried interest rate of 8.75% p.a. and were repayable within 173 days from the issuance.



**JSW Renew Energy Two Limited**

Notes to the financial statements for the year ended 31st March, 2024

**Note No. 18 - Provisions:**

(₹ in lakhs)

Particulars	As at 31st March, 2024		As at 31st March, 2023	
	Current	Non-current	Current	Non-current
Provision for gratuity (Refer Note 35 )	-	0.90	-	-
Provision for compensated absences (Refer Note 35)	3.52	2.37	-	-
<b>Total</b>	<b>3.52</b>	<b>3.27</b>	<b>-</b>	<b>-</b>

**Note No. 19 - Deferred tax liabilities (net):**

(₹ in lakhs)

Particulars	As at 31st March, 2024	As at 31st March, 2023
Deferred tax liabilities (net)	282.95	53.69
<b>Total</b>	<b>282.95</b>	<b>53.69</b>



## JSW Renew Energy Two Limited

### Notes to the financial statements for the year ended 31st March, 2024

#### Note No. 20 - Trade payables:

(₹ in lakhs)

Particulars	As at 31st March, 2024	As at 31st March, 2023
<b>Trade payables</b>		
- Total outstanding dues of micro enterprises and small enterprises; and	-	-
-Total outstanding dues of creditors other than micro enterprises and small enterprises	91.16	4.73
<b>Total</b>	<b>91.16</b>	<b>4.73</b>

#### Ageing of trade payables as at 31st March, 2024

(₹ in lakhs)

Particulars	Undisputed		Disputed	
	MSME	Others	MSME	Others
Not due	-	-	-	-
Unbilled	-	68.53	-	-
Outstanding for following periods from due date of payment				
Less than 1 year	-	22.63	-	-
1-2 years	-	-	-	-
2-3 years	-	-	-	-
More than 3 years	-	-	-	-
	-	91.16	-	-

#### Ageing of trade payables as at 31st March, 2023

(₹ in lakhs)

Particulars	Undisputed		Disputed	
	MSME	Others	MSME	Others
Not due	-	-	-	-
Unbilled	-	4.73	-	-
Outstanding for following periods from due date of payment				
Less than 1 year	-	-	-	-
1-2 years	-	-	-	-
2-3 years	-	-	-	-
More than 3 years	-	-	-	-
	-	4.73	-	-



**JSW Renew Energy Two Limited**

**Notes to the financial statements for the year ended 31st March, 2024**

Note No. 21 - Other financial liabilities:

(₹ in lakhs)

Particulars	As at 31st March, 2024		As at 31st March, 2023	
	Current	Non-current	Current	Non-current
Payable for capital supplies/services	5,673.62	-	15,091.64	-
Interest accrued but not due on borrowings	686.28	-	895.03	-
<b>Total</b>	<b>6,359.90</b>	<b>-</b>	<b>15,986.67</b>	<b>-</b>




# JSW Renew Energy Two Limited

## Notes to the financial statements for the year ended 31st March, 2024

Note No. 22 - Other liabilities:

(₹ in lakhs)

Particulars	As at 31st March, 2024		As at 31st March, 2023	
	Current	Non-current	Current	Non-current
Statutory dues	53.95	-	59.16	-
<b>Total</b>	<b>53.95</b>	<b>-</b>	<b>59.16</b>	<b>-</b>



## JSW Renew Energy Two Limited

### Notes to the financial statements for the year ended 31st March, 2024

#### Note No. 23 - Revenue from operations:

(₹ in lakhs)

Particulars	For the year ended 31st March, 2024	For the year ended 31st March, 2023
Sale of power	13,143.80	676.58
Less: Rebate	(214.78)	(10.59)
<b>Total</b>	<b>12,929.02</b>	<b>665.99</b>

#### (a) Revenue from Contract with Customers:

The Company primarily generates revenue from contracts with customers for supply of power generated from Wind turbine generator and from sale of power on short term contracts / merchant basis.


Revenue from sale of power is recognised at point of time when power is supplied to the customers, at contracted rate.

#### (b) Credit terms:

Customers are given average credit period of 45 days ("due date") from the receipt of invoice. Below mentioned rebates are given to the customers:

- (i) 1.5% of the invoice amount if the payment is received within 10 days from the receipt of invoice and
- (ii) 1% of the invoice amount if the payment is received within 11-44 days from the receipt of invoice.

No Late payment surcharge ('LPS') are charged within the allowed credit period. Thereafter, LPS is recoverable from the customers at the rates prescribed under the respective Power Purchase Agreement / Tariff regulations on the outstanding balance.



**JSW Renew Energy Two Limited**  
**Notes to the financial statements for the year ended 31st March, 2024**

Note No. 24 - Other income:

(₹ in lakhs)

Particulars	For the year ended 31st March, 2024	For the year ended 31st March, 2023
Interest income on:		
- Fixed deposit	35.59	-
- Income tax refund	6.10	0.41
<b>Total</b>	<b>41.69</b>	<b>0.41</b>



## JSW Renew Energy Two Limited

### Notes to the financial statements for the year ended 31st March, 2024

#### Note No. 25 - Employee benefits expense

(₹ in lakhs)

Particulars	For the year ended 31st March, 2024	For the year ended 31st March, 2023
a) Salaries and wages	60.89	-
b) Contribution to provident and other funds	3.13	-
c) Staff welfare expenses	0.13	-
<b>Total</b>	<b>64.15</b>	<b>-</b>



# JSW Renew Energy Two Limited

## Notes to the financial statements for the year ended 31st March, 2024

### Note No. 26 - Finance costs:

(₹ in lakhs)

Particulars	For the year ended 31st March, 2024	For the year ended 31st March, 2023
a) Interest on rupee term loans	7,064.20	-
b) Other borrowing costs	50.34	0.65
<b>Total</b>	<b>7,114.54</b>	<b>0.65</b>



## JSW Renew Energy Two Limited

### Notes to the financial statements for the year ended 31st March, 2024

#### Note No. 27 - Other expenses:

(₹ in lakhs)

Particulars	For the year ended 31st March, 2024	For the year ended 31st March, 2023
a) Repairs & maintenance	154.46	24.51
b) Legal and professional expense	113.68	2.67
c) Auditors' remuneration (Refer Note 39)	7.71	4.71
d) Insurance expenses	220.93	26.78
e) Open access charges	22.24	17.00
f) Share issue expenses	0.31	62.62
g) Branding expenses	26.89	-
h) Rates & taxes	0.05	0.04
i) Security Charges	14.54	-
j) Miscellaneous expenses	10.59	-
<b>Total</b>	<b>571.40</b>	<b>138.33</b>

#### Note No. 28 - Tax expenses:

(₹ in lakhs)

Particulars	For the year ended 31st March, 2024	For the year ended 31st March, 2023
Current tax	-	-
Deferred tax	229.25	53.69
<b>Total</b>	<b>229.25</b>	<b>53.69</b>

(a) Reconciliation of income tax expense applicable to accounting profits before tax at the statutory income tax rate to recognised income tax expense for the year indicated as follows:

(₹ in lakhs)

Particulars	For the year ended 31st March, 2024	For the year ended 31st March, 2023
Profit before tax	1,335.89	251.84
Enacted tax rate	17.16%	17.16%
Computed expected tax expense	229.25	43.22
Effect due to non deductible expenses	-	10.74
Tax on carried forward losses	-	(0.27)
<b>Total</b>	<b>229.25</b>	<b>53.69</b>

#### (b) Deferred tax assets / (liabilities)


Significant components of deferred tax assets / (liabilities), deductible temporary differences and unused tax losses recognised in the financial statements are as follows:

(₹ in lakhs)

Particulars	As at 1st April, 2023	Recognised / (reversed) through profit or loss or OCI	As at 31st March, 2024
Property, plant and equipment	(53.69)	(9,763.56)	(9,817.25)
Other non-current assets	-	(18.93)	(18.93)
Borrowings	-	(383.71)	(383.71)
Carried forward losses	-	9,936.94	9,936.94
	<b>(53.69)</b>	<b>(229.25)</b>	<b>(282.95)</b>

(₹ in lakhs)

Particulars	As at 1st April, 2022	Recognised / (reversed) through profit or loss or OCI	As at 31st March, 2023
Property, plant and equipment	-	(53.69)	(53.69)
	-	<b>(53.69)</b>	<b>(53.69)</b>



**JSW Renew Energy Two Limited**  
Notes to the financial statements for the year ended 31st March, 2024


Note No. 29 - Financial ratios:

Sr. No.	Particulars	For the year ended 31st March, 2024			For the year ended 31st March, 2023	Variance (%)	Reason for variance over 25%
		Numerator	Denominator	Ratios	Ratios		
1	Current Ratio (in times)	Current Assets	Current Liabilities	2.93	1.41	108%	Due to decrease in payables for capital supplies
2	Debt-Equity Ratio (in times)	Total Borrowings	Total Equity	2.88	2.09	38%	Due to increase in Term loan
4	Debt Service Coverage Ratio (in times)	Profit before tax + Depreciation and amortisation expenses + interest on term loans and debenture	Finance Charges + Long Term Borrowings scheduled Principal repayments (excluding prepayments + refinancing) during the year	1.73	817.82	-100%	Due to increase in profits
4	Return on Equity Ratio (%)	Net profit after tax	Average Net Worth	1.54%	0.31%	396%	Due to increase in net profits
5	Inventory Turnover (no. of days)	Average Inventory* No of days in the reporting year	Fuel Cost + Stores & Spares Consumed + Purchase of stock in trade	N/A	N/A	-	N/A
6	Debtors Turnover (no. of days)	(Average Trade Receivables + Average Unbilled revenue) * No of days in the reporting year	Revenue from operations	15.45	52.58	-71%	Due to increase in revenue from operations
7	Payables Turnover (no. of days)	Average Trade payables * No of days in the reporting year	Cost of goods sold	N/A	N/A	-	N/A
8	Net Capital Turnover (in times)	Revenue from operations	Working Capital	102.85%	8.29%	1141%	Due to increase in power Sales
9	Net Profit Margin (%)	Net profit for the year	Total income	8.53%	29.75%	-71%	Due to higher depreciation and finance cost
10	Return on Capital Employed (%)	Profit after tax plus Interest on long term loans and debentures	Net worth + Total Borrowings + Deferred tax	0.36%	0.46%	-22%	N/A
11	Return on Investment (%)	Profit generated on sale of investment	Cost of investment	N/A	N/A	-	N/A

Notes:

(i) Net Worth= Total Equity

(ii) Finance costs : Interest on long term loans and debentures



**JSW Renew Energy Two Limited**

**Notes to the financial statements for the year ended 31st March, 2024**

**Note No. 30 - Earnings per share (EPS):**

Particulars	For the year ended 31st March, 2024	For the year ended 31st March, 2023
Profit attributable to equity holders of the Company (A) (₹ In lakhs)	1,106.64	198.15
Weighted average number of equity shares for basic & diluted EPS (B)	33,55,97,596	29,62,49,507
Basic & Diluted Earnings Per Share (₹) - [A/B]	0.33	0.07
Nominal value of an equity share (₹)	10.00	10.00

**Note No. 31 - Commitments:**

Particulars	(₹ in lakhs)	
	As at 31st March, 2024	As at 31st March, 2023
Estimated amount of contracts remaining to be executed on capital account and not provided for (net of advances of ₹ 1,391.65 lakhs; previous year ₹ 3,859.23 lakhs)	7,741.35	78,138.39

**Note No. 32 - Contingent liabilities:**

There are no contingent liabilities as at 31st March, 2024 and as at 31st March, 2023.

**Note No. 33 - Related party disclosures:**

**A) List of related parties:**

<b>I Ultimate Holding Company</b>
1 JSW Energy Limited
<b>II Holding Company</b>
1 JSW Neo Energy Limited
<b>III Key Managerial Personnel</b>
1 Mr. Aditya Agarwal - Chairman till 30th April, 2024
2 Mr. Monica Chopra - Non Executive Director
3 Mr. Chittur Ramakrishnan Lakshman - Non Executive Director
4 Mr. Amar Nath Sharma - Chief Financial Officer
5 Mr. Bikash Chowdhury - Manager
6 Ms. Ruchika Agarwal - Company Secretary
<b>IV Fellow subsidiaries with whom the Company has entered into transactions</b>
1 JSW Renew Energy Limited
2 JSW Renewable Energy (Vijayanagar) Limited
3 JSW Power Trading Company Limited
<b>V Other Related parties with whom the Company has entered into transactions:</b>
1 JSW Global Business Solutions Limited
2 JSW IP Holdings Private Limited

**B) Transaction with related parties during the year:** (₹ in lakhs)

Sr.No	Particulars	For the year ended 31st March, 2024	For the year ended 31st March, 2023
1	Infusion in share capital JSW Neo Energy Limited	4,314.00	8,987.00
2	Infusion in perpetual securities JSW Neo Energy Limited	10,545.00	31,743.50
3	Conversion of perpetual securities into equity share capital JSW Neo Energy Limited	2,894.00	-
4	Loan received JSW Neo Energy Limited	-	24,503.00
5	Loan repaid JSW Neo Energy Limited	-	24,503.00
6	Purchase of property, plant and equipment / Services JSW Renew Energy Limited	2,718.75	69.71
	JSW Neo Energy Limited	31,599.52	25,112.09
	JSW Renewable Energy (Vijayanagar) Limited	-	526.60
	JSW Renew Energy Limited	-	591.58
	JSW Global Business Solutions Limited	17.07	-



## JSW Renew Energy Two Limited

Notes to the financial statements for the year ended 31st March, 2024

(₹ in lakhs)


Sr.No	Particulars	For the year ended 31st March, 2024	For the year ended 31st March, 2023
7	<b>Sale of property, plant and equipment</b>		
	JSW Renew Energy Limited	515.00	1,350.38
	JSW Renewable Energy (Vijayanagar) Limited	376.80	-
8	<b>Sale of Power</b>		
	JSW Power Trading Company Limited	76.75	-
9	<b>Reimbursement received from / (paid to)</b>		
	JSW Energy Limited	(3.80)	-
	JSW Neo Energy Limited	(249.70)	(116.96)
	JSW Renew Energy Limited	-	148.72
	JSW Power Trading Company Limited	(1.18)	-
10	<b>Branding fees paid</b>		
	JSW IP Holdings Private Limited	26.89	-
11	<b>Security and collateral provided by / (released):</b>		
	JSW Energy Limited	(42,648.47)	(53,131.85)
	JSW Neo Energy Limited	(45.00)	-

C) Closing balances: (₹ in lakhs)

Sr.No	Particulars	As at 31st March, 2024	As at 31st March, 2023
1	<b>Equity share capital held by</b>		
	JSW Neo Energy Limited	39,188.00	31,980.00
2	<b>Perpetual securities</b>		
	JSW Neo Energy Limited	39,394.50	31,743.50
3	<b>Payables for capital supplies</b>		
	JSW Neo Energy Limited	2,958.71	10,723.93
4	<b>Trade Payables</b>		
	JSW Global Business Solutions Limited	6.38	-
	JSW IP Holdings Private Limited	9.51	-
	JSW Power Trading Company Limited	1.18	-
	JSW Neo Energy Limited	29.74	-
	JSW Energy Limited	1.63	-
4	<b>Other receivables</b>		
	JSW Renew Energy Limited	-	13.08
5	<b>Security and collateral provided by / (released):</b>		
	JSW Energy Limited	5,788.68	48,437.15
	JSW Neo Energy Limited	2,250.00	2,295.00

**Notes:**

- i) No amounts in respect of related parties have been written off / written back during the year, nor has any provision been made for doubtful debts / receivables during the year.
- ii) Related party relationships have been identified by the management and relied upon by the auditors.
- iii) Related party relationships have been disclosed on basis of value of transactions in terms of the respective contracts.
- iv) Also, refer note 17 (f) for unconditional and irrevocable promoter support undertaking from the promoters (JSW Energy Limited, the ultimate holding company and JSW Neo Energy Limited, the holding company)



**JSW Renew Energy Two Limited**  
**Notes to the financial statements for the year ended 31st March, 2024**


**Note No. 34 - Operating lease**

A) As lessee:

i) The Company has entered into lease agreements for Right of way and Aerial rights . The amount recognised in the statement of Capital Work-in-progress in respect of right of use asset and lease obligation are as under:

(₹ in lakhs)

Particulars	For the year ended 31st March, 2024	For the year ended 31st March, 2023
Depreciation	3.66	-
	3.66	-



**JSW Renew Energy Two Limited**  
**Notes to the financial statements for the year ended 31st March, 2024**  
**Note No. 35 - Employee benefits expense**

**Defined contribution plans:**

Retirement Benefits in the form of Provident Fund and National Pension Scheme which are defined contribution schemes are charged to the statement of profit and loss for the period in which the contributions to the respective funds accrue as per relevant rules / statutes.

**A. Provident fund:**

The Company's contribution to provident fund recognized in the statement of profit and loss of ₹ 2.11 lakhs (previous year: ₹ Nil).

**B. National pension scheme:**

The Company's contribution to National Pension Scheme (NPS) recognized in the statement of profit and loss of ₹ Nil (previous year: ₹ Nil).

**Defined benefit plans:**

During the previous year ended 31st March 2023, the compensated absence plans were revised as detailed below:

1. Privileged Leave (PL) - Unutilised PL balance at the end of the calendar year (31st December) shall be encashed at the prevailing basic pay and no carry forward is allowed.
2. Contingency Leave (CoL) - The existing casual leave and sick leave were clubbed together and shall be called as CoL. The annual credit of a contingency leave shall be 14 days for plant locations and 8 days for Corporate and other locations. Maximum accumulation of 30 days is allowed and can not be encashed.

These plans typically expose the Company to the following actuarial risks:

Investment risk	The present value of the defined benefit plan liability is calculated using a discount rate which is determined by reference to market yields at the end of the reporting period on government bonds. If the return on plan asset is below this rate, it will create a plan deficit. Currently, for the plan in India, it has a relatively balanced mix of investments in government securities, and other debt instruments.
Interest risk	A fall in the discount rate, which is linked, to the G-Sec rate will increase the present value of the liability requiring higher provision. A fall in the discount rate generally increases the market value of the assets depending on the duration of asset.
Salary risk	The present value of the defined benefit plan liability is calculated by reference to the future salaries of plan participants. As such, an increase in the salary of the plan participants will increase the plan's liability.
Asset liability matching risk	The plan faces the ALM risk as to the matching cash flow. Since the plan is invested in lines of Rule 101 of Income Tax Rules, 1962, this generally reduces ALM risk.
Mortality risk	Since the benefits under the plan is not payable for life time and payable till retirement age only, plan does not have any longevity risk.
Concentration risk	Plan is having a concentration risk as all the assets are invested with the insurance company and a default will wipe out all the assets. Although probability of this is very less as insurance companies have to follow regulatory guidelines.

The most recent actuarial valuation of the plan assets and the present value of the defined benefit obligation were carried out at 31st March, 2024 by M/S K. A. Pandit Consultants & Actuaries. The present value of the defined benefit obligation, and the related current service cost and past service cost, were measured using the projected unit credit method.

**A. Gratuity:**

Changes in the defined benefit obligation and fair value of plan assets as at 31st March, 2024:

Particulars		Defined benefit obligation	Fair value of plan assets	Benefit liability
Opening balance as on 1st April, 2023		-	-	-
Gratuity cost charged to the statement of profit and loss	Service cost	0.90	-	0.90
	Net interest expense	-	-	-
	Sub-total included in profit and loss	0.90	-	0.90
Net Asset / Liability Transferred In / (Out)		-	-	-
Benefits paid		-	-	-
Remeasurement gains/(losses) in other comprehensive income	Return on plan assets (excluding amounts included in Actuarial changes arising from changes in demographic)	-	-	-
	Actuarial changes arising from changes in demographic	-	-	-
	Actuarial changes arising from changes in financial	-	-	-
	Experience adjustments	-	-	-
Sub-total included in OCI		-	-	-
Contributions by employer		-	-	-
Closing balance as on 31st March, 2024		0.90	-	0.90



## JSW Renew Energy Two Limited

### Notes to the financial statements for the year ended 31st March, 2024

#### Note No. 36 - Financial instruments:

##### i) Financial instruments by category:

(₹ in lakhs)

Particulars	As at 31st March, 2024		As at 31st March, 2023	
	Current	Non-current	Current	Non-current
<b>Financial assets</b>				
<b>Financial assets carried at amortised cost</b>				
Trade receivables	1.90	-	-	-
Unbilled revenue	900.56	-	191.88	-
Cash and cash equivalents	12,890.77	-	27,380.00	-
Bank balances other than cash and cash equivalents	5,007.69	-	1.24	-
Other financial assets	34.87	8.57	17.25	8.58
	<b>18,835.79</b>	<b>8.57</b>	<b>27,590.37</b>	<b>8.58</b>
<b>Financial liabilities</b>				
<b>Financial liabilities carried at amortised cost</b>				
Borrowings	2,29,210.59	2,29,210.59	3,560.90	1,33,233.09
Trade payables	91.16	-	4.73	-
Other financial liabilities	6,359.90	-	15,986.67	-
	<b>2,35,661.65</b>	<b>2,29,210.59</b>	<b>1,33,233.09</b>	<b>19,552.30</b>

##### ii) Fair value hierarchy:

This section explains the judgements and estimates made in determining the fair values of the financial instruments that are

(a) recognised and measured at fair value and

(b) measured at amortised cost and for which fair values are disclosed in the financial statements.

To provide an indication about the reliability of the inputs used in determining fair value, the Company has classified its financial instruments into three levels prescribed under the accounting standard.

##### Financial assets and liabilities measured at fair value:

To provide an indication about the reliability of the inputs used in determining fair value, the Company has classified its financial instruments into three levels prescribed under the accounting standard.

Fair value hierarchy	Valuation technique(s) and key input(s)
Level 1	Quoted bid prices in an active market.
Level 2	Income approach – in this approach, the discounted cash flow method was used to capture the present value of the expected future economic benefits to be derived from the ownership of these investees.
Level 3	Discounted cash flow at a discount rate that reflects the issuer's current borrowing rate at the end of the reporting period.

The carrying amount of financial assets and liabilities as stated above is considered to be the same as its fair values.

There are no transfers between Level 1, Level 2 and Level 3 during the year.

##### Financial assets and liabilities, measured at amortised cost:

The carrying amounts of trade receivables, Unbilled revenue, trade payables, capital creditors, cash and cash equivalents, other financial assets and other financial liabilities are considered to be the same as their fair values, due to their short term nature.

##### iii) Risk management strategies

##### Financial risk management objectives



Changes in the defined benefit obligation and fair value of plan assets as at 31st March, 2023:

		(₹ in lakhs)		
Particulars		Defined benefit obligation	Fair value of plan assets	Benefit liability
Opening balance as on 1st April, 2022		-	-	-
Gratuity cost charged to the statement of profit and loss	Service cost	-	-	-
	Net interest expense	-	-	-
	Sub-total Included in profit and loss	-	-	-
Net Asset / Liability Transferred in / (Out)		-	-	-
Benefits paid		-	-	-
Remeasurement gains/(losses) in other comprehensive income	Return on plan assets (excluding amounts included in Actuarial changes arising from changes in demographic Actuarial changes arising from changes in financial Experience adjustments	-	-	-
	Sub-total included in OCI	-	-	-
	Contributions by employer	-	-	-
	Closing balance as on 31st March, 2023	-	-	-

The actual return on plan assets (including interest income) was ₹ Nil (previous year: ₹ Nil).

The principal assumptions used in determining gratuity for the Company's plans are shown below:

Particulars	As at 31st March, 2024	As at 31st March, 2023
Discount rate	7.20%	-
Future salary increases	8.30%	-
Rate of employee turnover	6.50%	-
Mortality rate during employment	Indian Assured Lives Mortality 2012-14 (Urban)	-

**Sensitivity analysis:**

Significant actuarial assumptions for the determination of the defined benefit obligation at discounted rate, expected salary increase and employee turnover. The sensitivity analysis below have been determined based on reasonably possible changes of the respective assumptions occurring at the end of the reporting period, while holding all other assumptions constant. There was no change in the methods and assumptions used in preparing sensitivity analysis from prior years.

The sensitivity of the defined benefit obligation to changes in the weighted key assumptions are:

		(₹ in lakhs)	
Particulars	As at 31st March, 2024	As at 31st March, 2023	
Delta Effect of +1% Change in Rate of Discounting	(0.09)	-	
Delta Effect of -1% Change in Rate of Discounting	0.11	-	
Delta Effect of +1% Change in Rate of Salary Increase	0.11	-	
Delta Effect of -1% Change in Rate of Salary Increase	(0.09)	-	
Delta Effect of +1% Change in Rate of Employee Turnover	(0.04)	-	
Delta Effect of -1% Change in Rate of Employee Turnover	0.04	-	

The sensitivity analysis presented above may not be representative of the actual change in the defined benefit obligation as it is unlikely that change in assumption would occur in isolation of the another as some of the assumptions may be co-related.

The following are the maturity analysis of projected benefit obligations:

		(₹ in lakhs)	
Particulars	As at 31st March, 2024	As at 31st March, 2023	
Projected benefits payable in future years			
Within the next 12 months (next annual reporting period)	0.00	-	
Between 2 and 5 years	0.09	-	
Between 5 and 10 years	0.59	-	
Above 10 years	1.63	-	
Total expected payments	2.31	-	

Each year an asset-liability-matching study is performed in which the consequences of the strategic investment policies are analysed in terms of risk and return profiles.


The Company expects to contribute ₹ 0.004 lakhs (previous year: Nil) to its gratuity plan for the next year. The weighted average duration of the plan is 9 years (previous year: Nil).

**B. Compensated absences:**

The Company has a policy on compensated absences with provisions of accumulation of contingency leave and encashment for privileged leave by the employees during employment or on separation from the Company due to death, retirement or resignation. The expected cost of contingency leave is determined by actuarial valuation performed by an independent actuary at the balance sheet date using projected unit credit method.

**Code on Social Security, 2020 :**

The Code on Social Security, 2020 ('the Code') received presidential assent on 28th September, 2020. The Ministry of Labour and Employment, released the draft rules of the Code on 13th November, 2020, however, the date on which the Code will come into effect has not yet been notified. The Company will assess and record the financial impact of the Code in the period(s) when it becomes effective.



## JSW Renew Energy Two Limited

### Notes to the financial statements for the year ended 31st March, 2024

The Company's Corporate Treasury function provides services to the business, co-ordinates access to domestic and international financial markets, monitors and manages the financial risks relating to the operations of the Company. These risks include market risk (including currency risk, interest rate risk and other price risk), credit risk and liquidity risk.

The Company seeks to minimise the effects of these risks by using derivative financial instruments to hedge risk exposures, wherever required. The use of financial derivatives is governed by the Company's policies approved by the board of directors, which provide written principles on foreign exchange risk, the use of financial derivatives and non-derivative financial instruments, and the investment of excess liquidity. Compliance with policies and exposure limits is reviewed by the internal auditors on a continuous basis. The Company does not enter into or trade financial instruments, including derivative financial instruments, for speculative purposes.



## JSW Renew Energy Two Limited

### Notes to the financial statements for the year ended 31st March, 2024

#### a) Interest rate risk management

Interest rate risk is the risk that the fair value or future cash flows of a financial instrument will fluctuate because of changes in market interest rates. The Company's exposure to the risk of changes in market interest rates relates primarily to the Company's long-term debt obligations with floating interest rates. The risk is managed by the company by maintaining an appropriate mix between fixed and floating rate borrowing and through re-financing of the various term debts at regular intervals to optimise on interest cost. The Company's exposures to interest rates on financial assets and financial liabilities are detailed in the liquidity risk management section of this note.

The following table provides a break-up of the Company's fixed and floating rate borrowings:

(₹ in lakhs)			
As at 31st March, 2024	Net balance	Unamortised transaction cost	Gross Balance
Floating rate borrowings	2,29,210.59	2,236.08	2,31,446.67
<b>Total</b>	<b>2,29,210.59</b>	<b>2,236.08</b>	<b>2,31,446.67</b>

(₹ in lakhs)			
As at 31st March, 2023	Net balance	Unamortised transaction cost	Gross Balance
Floating rate borrowings	1,36,794.00	2,248.61	1,39,042.61
<b>Total</b>	<b>1,36,794.00</b>	<b>2,248.61</b>	<b>1,39,042.61</b>

If interest rates had been 50 basis points higher / lower and all other variables were held constant, the company's profit before tax / Capital work-in-progress for the year ended 31st March, 2024 would decrease / increase by ₹1,157.23 Lakhs (previous year: decrease / increase by ₹695.21 lakhs). This is mainly attributable to the company's exposure to interest rates on its unhedged floating rate borrowings.

#### b) Liquidity risk management

Ultimate responsibility for liquidity risk management rests with the Board of Directors, which has established an appropriate liquidity risk management framework for the management of the Company's short-term, medium-term and long-term funding and liquidity management requirements. The Company manages liquidity risk by maintaining adequate reserves, banking facilities and reserve borrowing facilities, by continuously monitoring forecast and actual cash flows, and by matching the maturity profiles of financial assets and liabilities.

The table below provides details regarding the remaining contractual maturities of financial liabilities as on reporting date.

(₹ in lakhs)				
As at 31st March, 2024	< 1 year	1-5 years	> 5 years	Total
<b>Financial liabilities</b>				
Borrowings	-	33,525.82	1,97,920.84	2,31,446.67
Other financial liabilities	-	-	-	-
Trade payables	-	-	-	-
	-	33,525.82	1,97,920.84	2,31,446.67
<b>Future Interest on borrowings</b>	<b>20,598.75</b>	<b>76,561.92</b>	<b>1,31,223.58</b>	<b>2,28,384.25</b>

(₹ in lakhs)				
As at 31st March, 2023	< 1 year	1-5 years	> 5 years	Total
<b>Financial liabilities</b>				
Borrowings	3,560.90	14,209.34	1,19,023.76	1,36,794.00
Other financial liabilities	15,986.67	-	-	15,986.67
Trade payables	4.73	-	-	4.73
	19,552.30	14,209.34	1,19,023.76	1,52,785.40
<b>Future Interest on borrowings</b>	<b>11,854.65</b>	<b>33,706.92</b>	<b>85,874.31</b>	<b>1,31,435.88</b>



## JSW Renew Energy Two Limited

### Notes to the financial statements for the year ended 31st March, 2024

#### Note No. 37 - Capital mangement

The Company being in a capital intensive industry, its objective is to maintain a strong credit rating, healthy capital ratios and establish a capital structure that would maximise the return to stakeholders through optimum mix of debt and equity.

The Company's capital requirement is mainly to fund its capacity expansion, repayment of principal and interest on its borrowings and strategic acquisitions. The principal source of funding of the Company has been, and is expected to continue to be, cash generated from its operations supplemented by funding from bank borrowings and the capital markets. The Company is not subject to any externally imposed capital requirements.

The Company regularly considers other financing and refinancing opportunities to diversify its debt profile, reduce interest cost, align the maturity profile of its debt commensurate with the life of the asset, and closely monitors its judicious allocation amongst competing capital expansion projects and strategic acquisitions, to capture market opportunities at minimum risk.

#### Gearing Ratio

The Group monitors its capital using gearing ratio, which is net debt divided by total equity, as given below:

Particulars	As at	As at
	31st March, 2024	31st March, 2023
Debt <sup>1</sup>	2,31,446.67	1,39,042.61
Cash and bank balances <sup>2</sup>	12,890.77	27,381.23
<b>Net debt <sup>(1-2)</sup></b>	<b>2,18,555.89</b>	<b>1,11,661.37</b>
Total equity <sup>3</sup>	79,640.00	63,674.35
<b>Net debt to equity ratio</b>	<b>2.74</b>	<b>1.75</b>

1) Includes long-term and short-term debt as described in note 17.

2) Includes cash and cash equivalents and balances in bank deposits (other than earmarked deposits) as described in note 12 and note 13.

3) Includes equity share capital, perpetual securities and other equity as described in Note 14, 15 and 16.



**Note No. 42 - Audit trail reporting**

The Company has been maintaining its books of accounts in the SAP which has feature of recording audit trail of each and every transaction, creating an edit log of each change made in books of account along with the date when such changes were made and ensuring that the audit trail cannot be disabled, throughout the year as required by proviso to sub rule (1) of Rule 3 of The Companies (Accounts) Rules, 2014 known as the Companies (Accounts) Amendment Rules, 2021. However, the audit trail feature is not enabled for direct changes to data in the underlying database. The Company as per its policy has not granted privilege access for change to data in the underlying database as evident from the manual log being maintained in this regard.

The Company in the month of March 2024 has also implemented Privileged Access Management tool (PAM), onboarded the SAP database servers on the PAM tool and the process of monitoring database is currently under testing phase. The PAM is an identity management tool which focuses on the control, monitoring, and protection of privileged accounts within an organization. The PAM tool saves complete screen video recording sessions of all the admin activities as soon as they authenticate on the PAM console and connect to the target resources (Servers, Network Devices, Applications and Database) which acts as an audit trail feature.

**Note No. 43 -**

The Company is yet to receive balance confirmations in respect of certain financial assets and financial liabilities. The Management does not expect any material difference affecting the current year's financial statements due to the same.

**Note No. 44 -**


Previous year's figures have been regrouped / rearranged wherever necessary to conform to the current year's classification.

Signatures to notes to accounts 1 to 44

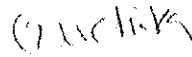
For and on behalf of the Board of Directors




Chittur Ramakrishnan Lakshman  
Director  
[DIN:08704945]



Monica Chopra  
Director  
[DIN: 05341124]



Ruchika Agarwal  
Company Secretary



Amar Nath Sharma  
Chief Financial Officer

